

KEYNOTE



KEYNOTE FINANCIAL SERVICES LIMITED

KEYNOTE FINANCIAL SERVICES LIMITED
ANNUAL REPORT 2022 - 2023

CONTENTS	PAGE NO.
• Board of Directors	3
• Notice.....	4
• Explanatory Statement	16
• Directors Report.....	26
• Management Discussion and Analysis	48
• Report on Corporate Governance	51
• Auditors' Report to the Shareholders.....	80
• Balance Sheet	92
• Profit and Loss Account.....	94
• Cash Flow Statement	96
• Statement of Changes in Equity	98
• Notes to the Accounts.....	99
 CONSOLIDATED ACCOUNTS	
• Auditor's Report	140
• Balance Sheet	148
• Profit and Loss Account.....	150
• Cash Flow Statement	152
• Statement of Changes in Equity	154
• Notes to the Accounts.....	155
• Statement pursuant to first proviso to sub-section 219 of The Companies Act, 2013, read with Rule 5 of Companies (Accounts) Rules, 2014 in the prescribed Form AOC-1 Relating to Subsidiary Companies.....	200

BOARD OF DIRECTORS

Shri. Vineet Suchanti
Managing Director

Shri. Uday S. Patil
Director & CFO

Smt. Rinku Suchanti
Director

Shri. Shishir Dalal
Independent Director

Shri. Manish Desai
Independent Director

Shri. Anish Malhotra
Independent Director

BOARD COMMITTEES

Audit Committee	Nomination and Remuneration Committee
Shri. Shishir Dalal – Chairman	Shri. Manish Desai – Chairman
Shri. Manish Desai – Member	Shri. Anish Malhotra – Member
Shri. Uday S. Patil – Member	Shri. Shishir Dalal – Member
Management Committee	Stakeholders Relationship Committee
Shri. Vineet Suchanti – Chairman	Shri. Manish Desai – Chairman
Shri. Uday S. Patil – Member	Shri. Vineet Suchanti – Member
	Shri. Uday S. Patil – Member

COMPANY SECRETARY

Ms. Simran Kashela (*w.e.f. 13th February, 2023*)

REGISTERED OFFICE

Keynote Financial Services Limited
The Ruby, 9th floor, Senapati Bapat Marg,
Dadar (West), Mumbai – 400 028
CIN - L67120MH1993PLC072407
Email: investors@keynoteindia.net
Website: www.keynoteindia.net

BANKERS

Indian Bank
State Bank of India
ICICI Bank Limited
Punjab National Bank
Kotak Mahindra Bank Limited

SHARE TRANSFER AGENT

Link Intime India Pvt. Ltd.,
C 101, 247 Park, LBS Marg,
Vikhroli (West), Mumbai – 400 083
Tel : (022) 49186000, Fax No. (022) 49186060
Website: www.linkintime.co.in

AUDITORS

S M S R & CO LLP
Chartered Accountants,
A-005, Gr. Floor, Western Edge-II,
Off Western Express Highway,
Borivali (East), Mumbai – 400 066

Thirtieth Annual General Meeting
On Friday, 29th September, 2023 at 10:00 a.m.
Through Video Conference or other Audio-Visuals Means

NOTICE

NOTICE IS HEREBY GIVEN THAT THE THIRTIETH (30th) ANNUAL GENERAL MEETING OF THE MEMBERS OF KEYNOTE FINANCIAL SERVICES LIMITED WILL BE HELD ON FRIDAY, 29th SEPTEMBER 2023 AT 10:00 A.M. INDIAN STANDARD TIME (“IST”). THE ANNUAL GENERAL MEETING SHALL BE HELD BY MEANS OF VIDEO CONFERENCING (“VC”) / OTHER AUDIO-VISUAL MEANS (“OAVM”) IN ACCORDANCE WITH THE RELEVANT CIRCULARS ISSUED BY THE MINISTRY OF CORPORATE AFFAIRS, TO TRANSACT THE FOLLOWING BUSINESS:

ORDINARY BUSINESS:

- 1. To receive, consider and adopt the Audited Financial Statements (including Audited Consolidated Financial Statements) for the Financial Year ended 31st March, 2023 together with the Reports of the Board of Directors and Auditor’s thereon.**

To consider, and if thought fit, to pass, with or without modification(s), the following resolution, as an **Ordinary Resolution:**

“**RESOLVED THAT** the Audited Financial Statements (including Audited Consolidated Financial Statements) of the Company for the Financial Year ended 31st March, 2023, together with the Reports of the Board of Directors and Auditor’s thereon for the Financial Year ended 31st March, 2023, placed before the 30th Annual General Meeting be and are hereby received, considered and adopted.”

- 2. To declare dividend for the Financial Year ended 31st March, 2023.**

To consider, and if thought fit, to pass, with or without modification(s), the following resolution, as an **Ordinary Resolution:**

“**RESOLVED THAT** pursuant to the recommendation of the Board of Directors of the company a dividend at the rate of 10 % (i.e. ₹ 1/- per share) for the year ended 31st March, 2023, on the fully paid Equity Shares of the Company be paid to those Shareholders of the Company whose names appear in the Company’s Register of Members on 22nd September, 2023.”

- 3. To appoint a Director in place of Shri. Uday S. Patil (DIN: 00003978), who retires by rotation and being eligible offers himself for reappointment.**

To consider, and if thought fit, to pass, with or without modification(s), the following resolution, as an **Ordinary Resolution:**

“**RESOLVED THAT** pursuant to the provisions of Section 152 and other applicable provisions of the Companies Act, 2013, Shri. Uday S. Patil (DIN: 00003978), who retires by rotation, be and is hereby re-appointed as a Director liable to retire by rotation.”

SPECIAL BUSINESS:

- 4. To Re-Appoint Smt. Rinku Suchanti (Din- 000012903) as a Whole Time Director of the Company.**

To consider and if thought fit, to pass the following resolution as a Special Resolution:

“**RESOLVED THAT** pursuant to the provisions of Section 196, 197, 198 and 203 of Companies Act, 2013 and other applicable provisions, if any, of the Companies Act, 2013 (including any statutory modification or re-enactment thereof for the time being in force) read with Schedule V of the Companies Act, 2013, and the Companies (Appointment and Remuneration of Managerial Personnel) Rules, 2014, as amended from time to time, the consent of the Company be and is hereby accorded for appointment and terms of

remuneration of Smt. Rinku Suchanti (DIN- 00012903) as Whole-Time Director of the Company with effect from 25th May, 2023 to 30th June, 2026 as recommended by Nomination and Remuneration Committee and approved by the Board of Directors, upon the terms and conditions set out in the Explanatory Statement annexed to the notice convening this Annual General Meeting, (including the remuneration to be paid in the event of loss or inadequacy of profits in any financial year during the tenure of his appointment), with authority to the Board of Directors to alter and vary the terms and conditions of the said appointment in such manner as may be agreed to between the Board of Directors and Smt. Rinku Suchanti

RESOLVED FURTHER THAT the Directors of the Company or Company Secretary be and is hereby authorized to take all such steps as may be necessary, proper and expedient to give effect to this Resolution.”

5. To Re-appoint Shri Uday S. Patil (Din- 00003978), as a Whole Time Director of the Company.

To consider and if thought fit, to pass the following resolution as a Special Resolution:

“**RESOLVED THAT** pursuant to the provisions of Section 196, 197, 198 and 203 of Companies Act, 2013 and other applicable provisions, if any, of the Companies Act, 2013 (including any statutory modification or re-enactment thereof for the time being in force) read with Schedule V of the Companies Act, 2013, and the Companies (Appointment and Remuneration of Managerial Personnel) Rules, 2014, as amended from time to time, the consent of the Company be and is hereby accorded for appointment and terms of remuneration of Shri. Uday Patil (DIN- 00003978) as Whole-Time Director of the Company for a period of 1 (one) year with effect from 13th November, 2023 as recommended by Nomination and Remuneration Committee and approved by the Board of Directors, upon the terms and conditions set out in the Explanatory Statement annexed to the notice convening this Annual General Meeting, (including the remuneration to be paid in the event of loss or inadequacy of profits in any financial year during the tenure of his appointment), with authority to the Board of Directors to alter and vary the terms and conditions of the said appointment in such manner as may be agreed to between the Board of Directors and Shri. Uday Patil.

RESOLVED FURTHER THAT the Directors of the Company or Company Secretary be and is hereby authorized to take all such steps as may be necessary, proper and expedient to give effect to this Resolution.”

6. To ratify the remuneration paid to Smt. Rinku Suchanti Executive Director who is a member of Promoter Group

To consider and if thought fit, to pass the following Resolution as Special Resolution:

“**RESOLVED THAT** pursuant to Regulation 17(6) (e) (ii) of SEBI (LODR) (Amendment) Regulations, 2018 and other applicable provisions, if any, the consent of the Company be and is hereby accorded to ratify the payment of remuneration paid to Executive Director, Smt. Rinku Suchanti, (DIN: 00012903) as per existing terms and conditions as approved by the shareholders at the earlier Annual General Meetings till the expiry of her current term i.e till 30th June, 2026.

RESOLVED FURTHER THAT the Board be and is hereby authorized to do all acts, deeds, matters and things as may be considered necessary, proper or desirable to give effect to this resolution.”

7. To approve Material Related Party Transactions of the Company

To consider and if thought fit, to pass the following resolution as an Ordinary Resolution:

“**RESOLVED THAT** pursuant to the provisions of Regulation 23(4) of the Securities and Exchange Board of India (Listing Obligations and Disclosure Requirements) Regulations, 2015 (“SEBI Listing Regulations”), as amended from time to time, the applicable provisions of the Companies Act, 2013 (“Act”) read with Rules made thereunder, other applicable laws/statutory provisions, if any, (including any statutory modification(s)

or amendment(s) or re-enactment(s) thereof, for the time being in force), the Company's Policy on Related Party Transactions, and subject to such approval(s), consent(s), permission(s) as may be necessary from time to time and basis the approval and recommendation of the Audit Committee and the Board of Directors of the Company, the approval of the Members of the Company be and is hereby accorded to the Company to enter/continue to enter into Material Related Party Transaction(s)/ Contract(s)/Arrangement(s)/ Agreement(s) (whether by way of an individual transaction or transaction taken together or series of transactions or otherwise) with entities falling within the definition of 'Related Party' under Section 2(76) of the Act and Regulation 2(1)(zc)(i) of the Listing Regulations) in terms of the explanatory statement to this resolution and more specifically set out in the paragraph A in the explanatory statement.

RESOLVED FURTHER THAT the Directors of the Company be and is hereby authorised to do all such acts, deeds, matters and things as it may deem fit at its absolute discretion and to take all such steps as may be required in this connection including finalizing and executing necessary documents, contract(s), scheme(s), agreement(s) and such other documents as may be required, seeking all necessary approvals to give effect to this resolution, for and on behalf of the Company and settling all such issues, questions, difficulties or doubts whatsoever that may arise and to take all such decisions from powers herein conferred to, without being required to seek further consent or approval of the Members and that the Members shall be deemed to have given their approval thereto expressly by the authority of this resolution."

8. To approve Material Related Party Transactions of the Subsidiaries of the Company

To consider and if thought fit, to pass the following resolution as an Ordinary Resolution:

"RESOLVED THAT pursuant to the provisions of Regulation 23(4) of the Securities and Exchange Board of India (Listing Obligations and Disclosure Requirements) Regulations, 2015 ("SEBI Listing Regulations"), as amended from time to time, the applicable provisions of the Companies Act, 2013 ("Act") read with Rules made thereunder, other applicable laws/statutory provisions, if any, (including any statutory modification(s) or amendment(s) or re-enactment(s) thereof, for the time being in force), the Company's Policy on Related Party Transactions, and subject to such approval(s), consent(s), permission(s) as may be necessary from time to time and basis the approval and recommendation of the Audit Committee and the Board of Directors of the Company, the approval of the Members of the Company be and is hereby accorded to Subsidiaries to enter/continue to enter into Material Related Party Transaction(s)/ Contract(s)/Arrangement(s)/Agreement(s) (whether by way of an individual transaction or transaction taken together or series of transactions or otherwise) with entities falling within the definition of 'Related Party' under Section 2(76) of the Act and Regulation 2(1)(zc)(ii) of the Listing Regulations) in terms of the explanatory statement to this resolution and more specifically set out in the paragraph B in the explanatory statement.

RESOLVED FURTHER THAT the Directors of the Company be and is hereby authorised to do all such acts, deeds, matters and things as it may deem fit at its absolute discretion and to take all such steps as may be required in this connection including finalizing and executing necessary documents, contract(s), scheme(s), agreement(s) and such other documents as may be required, seeking all necessary approvals to give effect to this resolution, for and on behalf of the Company and settling all such issues, questions, difficulties or doubts whatsoever that may arise and to take all such decisions from powers herein conferred to, without being required to seek further consent or approval of the Members and that the Members shall be deemed to have given their approval thereto expressly by the authority of this resolution."

9. To approve transactions under Section 185 of the Companies Act, 2013

To consider and if thought fit, to pass the following resolution as a Special Resolution:

"RESOLVED THAT pursuant to Section 185 of the Companies Act, 2013 (as amended by Companies (Amendment) Act, 2017) ("said sections") read with section 186 of Companies Act, 2013 (including any

statutory modification(s) or reenactment thereof for the time being in force) the consent of the Members of the Company be and is hereby accorded for advancing loan and / or giving of guarantee(s), and / or providing of security(ies) in connection with any loan taken / to be taken from financial institutions / banks / insurance companies / other investing agencies or any other person(s) / bodies corporate by any entity (said entity(ies) covered under the category of 'a person in whom any of the director of the company is interested' as specified in the explanation to Sub-section (b) of Section 2 of the said section, of an aggregate outstanding amount not exceeding ₹ 100 Crores (Rupees Hundred Crores only).

RESOLVED FURTHER THAT for the purpose of giving effect to this resolution, the Directors of the Company or Company Secretary be and is hereby authorized to negotiate, finalise and agree to the terms and conditions of the aforesaid Loans / Guarantees / Securities, and to take all necessary steps, to execute all such documents, instruments and writings and to do all necessary acts, deed and things in order to comply with all the legal and procedural formalities and to do all such acts, deeds or things incidental or expedient thereto and as the Board may think fit and suitable.”

**By Order of the Board of Directors
Keynote Financial Services Limited**

**Date: 11th August, 2023
Place: Mumbai**

**Sd/-
Simran Kashela
Company Secretary and Compliance Officer**

NOTES:

1. The Ministry of Corporate Affairs (“MCA”) has, vide its circular dated December 28, 2022, read together with circulars dated April 8, 2020, April 13, 2020, May 5, 2020, January 13, 2021, December 8, 2021, December 14, 2021 and May 5, 2022 (collectively referred to as “MCA Circulars”), permitted convening the Annual General Meeting (“AGM” / “Meeting”) through Video Conferencing (“VC”) or Other Audio Visual Means (“OAVM”), without physical presence of the members at a common venue. In accordance with the MCA Circulars and applicable provisions of the Companies Act, 2013 (“the Act”) read with Rules made thereunder and the Securities and Exchange Board of India (Listing Obligations and Disclosure Requirements) Regulations, 2015 (“Listing Regulations”), the AGM of the Company is being held through VC / OAVM. The deemed venue for the AGM shall be the Registered Office of the Company.
2. In compliance with the MCA Circulars and SEBI Circular dated January 5, 2023, Notice of the AGM along with the Annual Report for the financial year 2022-23 is being sent only through electronic mode to those Members whose e-mail address is registered with the Company / Registrar and Transfer Agent / Depository Participants / Depositories. Members may note that the Notice and Annual Report for the financial year 2022-23 will also be available on the Company’s website at <https://keynoteindia.net/investor-relations> websites of the Stock Exchanges, that is, BSE Limited and National Stock Exchange of India Limited at www.bseindia.com and www.nseindia.com.
3. A statement pursuant to the provisions of Section 102(1) of the Act, relating to the Special Business to be transacted at the AGM, is annexed hereto. Further, additional information as required under Listing Regulations and Circulars issued thereunder are also annexed.
4. Pursuant to the Circular No. 14/2020 dated April 08, 2020, issued by the Ministry of Corporate Affairs, the facility to appoint proxy to attend and cast vote for the members is not available for this AGM. However, the Body Corporates are entitled to appoint authorised representatives to attend the AGM through VC/OAVM and participate there at and cast their votes through e-voting.

5. The Members can join the AGM in the VC/OAVM mode 15 minutes before and after the scheduled time of the commencement of the Meeting by following the procedure mentioned in the Notice. The facility of participation at the AGM through VC/OAVM will be made available for 1000 members on first come first served basis. This will not include large Shareholders (Shareholders holding 2% or more shareholding), Promoters, Institutional Investors, Directors, Key Managerial Personnel, the Chairpersons of the Audit Committee, Nomination and Remuneration Committee and Stakeholders Relationship Committee, Auditors etc. who are allowed to attend the AGM without restriction on account of first come first served basis.
6. The attendance of the Members attending the AGM through VC/OAVM will be counted for the purpose of reckoning the quorum under Section 103 of the Companies Act, 2013.
7. Pursuant to the provisions of Section 108 of the Companies Act, 2013 read with Rule 20 of the Companies (Management and Administration) Rules, 2014 (as amended) and Regulation 44 of SEBI (Listing Obligations & Disclosure Requirements) Regulations 2015 (as amended), and the Circulars issued by the Ministry of Corporate Affairs dated April 08, 2020, April 13, 2020 and May 05, 2020 the Company is providing facility of remote e-Voting to its Members in respect of the business to be transacted at the AGM. For this purpose, the Company has entered into an agreement with National Securities Depository Limited (NSDL) for facilitating voting through electronic means, as the authorized agency. The facility of casting votes by a member using remote e-Voting system as well as venue voting on the date of the AGM will be provided by NSDL.
8. In line with the Ministry of Corporate Affairs (MCA) Circular No. 17/2020 dated April 13, 2020, the Notice calling the AGM has been uploaded on the website of the Company at www.keynoteindia.net. The Notice can also be accessed from the websites of the Stock Exchanges i.e. BSE Limited and National Stock Exchange of India Limited at www.bseindia.com and www.nseindia.com respectively and the AGM Notice is also available on the website of NSDL (agency for providing the Remote e-Voting facility) i.e. www.evoting.nsdl.com.
9. AGM has been convened through VC/OAVM in compliance with applicable provisions of the Companies Act, 2013 read with MCA Circular No. 14/2020 dated April 08, 2020 and MCA Circular No. 17/2020 dated April 13, 2020, MCA Circular No. 20/2020 dated May 05, 2020 and MCA Circular No. 2/2021 dated January 13, 2021.
10. Pursuant to Finance Act 2020, dividend income will be taxable in the hands of shareholders w.e.f. April 1, 2020 and the Company is required to deduct tax at source from dividend paid to shareholders at the prescribed rates.

For the prescribed rates for various categories, the shareholders are requested to refer to the Finance Act, 2020 and amendments thereof. The shareholders are requested to update their PAN with RTA (in case of shares held in physical mode) and depositories (in case of shares held in demat mode). A Resident individual shareholder with PAN and who is not liable to pay income tax can submit a yearly declaration in Form No. 15G/15H, to avail the benefit of non-deduction of tax at source by email to investors@keynoteindia.net by 6:00 p.m. IST on 24th September, 2023. The requisite forms are available on the website of the Company at www.keynoteindia.net.

The Shareholders may download these forms from the company's website and send: (a) physical copies of the duly filled forms / documents to the Registered Office of the Company at – The Ruby, 9th floor, Senapati Bapat Marg, Dadar (West), Mumbai – 400 028 at Maharashtra, or (b) scanned copies of the duly filled forms/ documents to Company's e-mail ID investors@keynoteindia.net.

Shareholders are requested to note that in case their PAN is not registered, the tax will be deducted at a higher rate of 20%. Non-resident shareholders can avail beneficial rates under tax treaty between India and their country of residence, subject to providing necessary documents i.e. No Permanent Establishment and Beneficial Ownership Declaration, Tax Residency Certificate, Form 10F, any other document which may be required to avail the tax treaty benefits by sending an email to investors@keynoteindia.net.

It may please be noted that Forms received after the said date and incomplete or incorrect forms shall not be considered and shall not be eligible for non-deduction or lower deduction of tax.

By submission of Form 15G/15H and Form 10F, along with the requisite supporting documents, the Shareholder is deemed to confirm to the Company that:

- a. the Shareholder satisfies the requisite criteria for submission of the same and takes full responsibility for availing the TDS deduction exemption;
 - b. the Company or Registrar and Transfer Agent i.e. Link Intime India Private Limited will not be held responsible / liable and no claims shall lie against them in this regard;
 - c. the online submission of the Form 15G/Form 15H (if made) shall be deemed to have been signed by the Shareholder. The forms for download are available at Company's website at: <https://keynoteindia.net/investor-relations>.
11. The Company has appointed an Independent Professional (Practicing Company Secretary - M/s. Uma Lodha & Co.) as Scrutinizer to conduct the E-voting in a fair and transparent manner. The Scrutinizer shall, immediately after the conclusion of e-voting at the Virtual General Meeting, would count the votes cast at the meeting, thereafter unblock the votes cast through e-voting in the presence of at least two witnesses not in the employment of the Company and make, not later than two days of conclusion of the meeting, a consolidated Scrutinizer's report of the total votes cast in favour or against, if any, to the Chairman or person authorized by him in writing who shall countersign the same.
12. The results along with Scrutinizer's report shall be placed on the website (i.e. www.keynoteindia.net) of the Company and shall also be communicated to the Stock Exchanges. The Resolutions shall be deemed to be passed, if approved, on the date of AGM.

THE INSTRUCTIONS FOR MEMBERS FOR REMOTE E-VOTING AND JOINING GENERAL MEETING ARE AS UNDER: -

The remote e-voting period begins on Tuesday, 26th September 2023 at 10:00 A.M. and ends on Thursday, 28th September 2023 at 5:00 P.M. The remote e-voting module shall be disabled by NSDL for voting thereafter. The Members, whose names appear in the Register of Members / Beneficial Owners as on the record date (cut-off date) i.e. Friday, 22nd September, 2023 may cast their vote electronically. The voting right of shareholders shall be in proportion to their share in the paid-up equity share capital of the Company as on the cut-off date, being 22nd September 2023.

How do I vote electronically using NSDL e-Voting system?

The way to vote electronically on NSDL e-Voting system consists of “Two Steps” which are mentioned below:




Step 1: Access to NSDL e-Voting system

A) Login method for e-Voting and joining virtual meeting for Individual shareholders holding securities in demat mode

In terms of SEBI circular dated December 9, 2020 on e-Voting facility provided by Listed Companies, Individual shareholders holding securities in demat mode are allowed to vote through their demat account maintained with Depositories and Depository Participants. Shareholders are advised to update their mobile number and email Id in their demat accounts in order to access e-Voting facility.

Login method for Individual shareholders holding securities in demat mode is given below:

Type of shareholders	Login Method
Individual Shareholders holding securities in demat mode with NSDL	1. Existing IDeAS user can visit the e-Services website of NSDL Viz. https://eservices.nsdl.com either on a Personal Computer or on a mobile. On the e-Services home page click on the “ Beneficial Owner ” icon under “ Login ” which is available under ‘ IDeAS ’ section , this will prompt you to enter your existing User ID and Password. After successful authentication, you will be able to see e-Voting services under Value added services. Click on “ Access to e-Voting ” under e-Voting services and you will be able to see e-Voting page. Click on company name or e-Voting service provider i.e. NSDL and you will be re-directed to e-Voting website of NSDL for casting your vote during the remote e-Voting period or joining virtual meeting & voting during the meeting.
	2. If you are not registered for IDeAS e-Services, option to register is available at https://eservices.nsdl.com . Select “ Register Online for IDeAS Portal ” or click at https://eservices.nsdl.com/SecureWeb/IdeasDirectReg.jsp 3. Visit the e-Voting website of NSDL. Open web browser by typing the following URL: https://www.evoting.nsdl.com/ either on a Personal Computer or on a mobile. Once the home page of e-Voting system is launched, click on the icon “Login” which is available under ‘Shareholder/Member’ section. A new screen will open. You will have to enter your User ID (i.e. your sixteen digit demat account number hold with NSDL), Password/OTP and a Verification Code as shown on the screen. After successful authentication, you will be redirected to NSDL Depository site wherein you can see e-Voting page. Click on company name or e-Voting service provider i.e. NSDL and you will be redirected to e-Voting website of NSDL for casting your vote during the remote e-Voting period or joining virtual meeting & voting during the meeting.

Type of shareholders	Login Method
	<p>4. Shareholders/Members can also download NSDL Mobile App “NSDL Speede” facility by scanning the QR code mentioned below for seamless voting experience.</p> <div style="text-align: center;"> <p>NSDL Mobile App is available on</p>  <div style="display: flex; justify-content: space-around; margin-top: 10px;">   </div> </div>
<p>Individual Shareholders holding securities in demat mode with CDSL</p>	<ol style="list-style-type: none"> <li data-bbox="439 584 1282 784">1. Users who have opted for CDSL Easi / Easiest facility, can login through their existing user id and password. Option will be made available to reach e-Voting page without any further authentication. The users to login Easi / Easiest are requested to visit CDSL website www.cdslindia.com and click on login icon & New System Myeasi Tab and then user your existing my easi username & password. <li data-bbox="439 784 1282 1048">2. After successful login the Easi / Easiest user will be able to see the e-Voting option for eligible companies where the evoting is in progress as per the information provided by company. On clicking the evoting option, the user will be able to see e-Voting page of the e-Voting service provider for casting your vote during the remote e-Voting period or joining virtual meeting & voting during the meeting. Additionally, there is also links provided to access the system of all e-Voting Service Providers, so that the user can visit the e-Voting service providers’ website directly. <li data-bbox="439 1048 1282 1148">3. If the user is not registered for Easi/Easiest, option to register is available at CDSL website www.cdslindia.com and click on login & New System Myeasi Tab and then click on registration option. <li data-bbox="439 1148 1282 1385">4. Alternatively, the user can directly access e-Voting page by providing Demat Account Number and PAN No. from a e-Voting link available on www.cdslindia.com home page. The system will authenticate the user by sending OTP on registered Mobile & Email as recorded in the Demat Account. After successful authentication, user will be able to see the e-Voting option where the evoting is in progress and also able to directly access the system of all e-Voting Service Providers.
<p>Individual Shareholders (holding securities in demat mode) login through their depository participants</p>	<p>You can also login using the login credentials of your demat account through your Depository Participant registered with NSDL/CDSL for e-Voting facility. upon logging in, you will be able to see e-Voting option. Click on e-Voting option, you will be redirected to NSDL/CDSL Depository site after successful authentication, wherein you can see e-Voting feature. Click on company name or e-Voting service provider i.e. NSDL and you will be redirected to e-Voting website of NSDL for casting your vote during the remote e-Voting period or joining virtual meeting & voting during the meeting.</p>

Important note: Members who are unable to retrieve User ID/ Password are advised to use Forget User ID and Forget Password option available at abovementioned website.

Helpdesk for Individual Shareholders holding securities in demat mode for any technical issues related to login through Depository i.e. NSDL and CDSL.

Login type	Helpdesk details
Individual Shareholders holding securities in demat mode with NSDL	Members facing any technical issue in login can contact NSDL helpdesk by sending a request at evoting@nsdl.co.in or call at 022 - 4886 7000 and 022 - 2499 7000
Individual Shareholders holding securities in demat mode with CDSL	Members facing any technical issue in login can contact CDSL helpdesk by sending a request at helpdesk.evoting@cdslindia.com or contact at toll free no. 1800 22 55 33

B) Login Method for e-Voting and joining virtual meeting for shareholders other than Individual shareholders holding securities in demat mode and shareholders holding securities in physical mode.

How to Log-in to NSDL e-Voting website?

1. Visit the e-Voting website of NSDL. Open web browser by typing the following URL: <https://www.evoting.nsdl.com/> either on a Personal Computer or on a mobile.
2. Once the home page of e-Voting system is launched, click on the icon “Login” which is available under ‘Shareholder/Member’ section.
3. A new screen will open. You will have to enter your User ID, your Password/OTP and a Verification Code as shown on the screen.

Alternatively, if you are registered for NSDL eservices i.e. IDEAS, you can log-in at <https://eservices.nsdl.com/> with your existing IDEAS login. Once you log-in to NSDL eservices after using your log-in credentials, click on e-Voting and you can proceed to Step 2 i.e. Cast your vote electronically.

4. Your User ID details are given below :

	Manner of holding shares i.e. Demat (NSDL or CDSL) or Physical	Your User ID is:
a)	For Members who hold shares in demat account with NSDL.	8 Character DP ID followed by 8 Digit Client ID For example if your DP ID is IN300*** and Client ID is 12***** then your user ID is IN300***12*****.
b)	For Members who hold shares in demat account with CDSL.	16 Digit Beneficiary ID For example if your Beneficiary ID is 12***** then your user ID is 12*****
c)	For Members holding shares in Physical Form.	EVEN Number followed by Folio Number registered with the company For example if folio number is 001*** and EVEN is 101456 then user ID is 101456001***

5. Password details for shareholders other than Individual shareholders are given below:
 - a) If you are already registered for e-Voting, then you can use your existing password to login and cast your vote.
 - b) If you are using NSDL e-Voting system for the first time, you will need to retrieve the 'initial password' which was communicated to you. Once you retrieve your 'initial password', you need to enter the 'initial password' and the system will force you to change your password.
 - c) How to retrieve your 'initial password'?
 - (i) If your email ID is registered in your demat account or with the company, your 'initial password' is communicated to you on your email ID. Trace the email sent to you from NSDL from your mailbox. Open the email and open the attachment i.e. a .pdf file. Open the .pdf file. The password to open the .pdf file is your 8 digit client ID for NSDL account, last 8 digits of client ID for CDSL account or folio number for shares held in physical form. The .pdf file contains your 'User ID' and your 'initial password'.
 - (ii) If your email ID is not registered, please follow steps mentioned below in **process for those shareholders whose email ids are not registered.**
6. If you are unable to retrieve or have not received the " Initial password" or have forgotten your password:
 - a) Click on "**Forgot User Details/Password?**"(If you are holding shares in your demat account with NSDL or CDSL) option available on www.evoting.nsdl.com.
 - b) **Physical User Reset Password?**" (If you are holding shares in physical mode) option available on www.evoting.nsdl.com.
 - c) If you are still unable to get the password by aforesaid two options, you can send a request at evoting@nsdl.co.in mentioning your demat account number/folio number, your PAN, your name and your registered address etc.
 - d) Members can also use the OTP (One Time Password) based login for casting the votes on the e-Voting System of NSDL.
7. After entering your password, tick on Agree to "Terms and Conditions" by selecting on the check box.
8. Now, you will have to click on "Login" button.
9. After you click on the "Login" button, Home page of e-Voting will open.

Step 2: Cast your vote electronically and join General Meeting on NSDL e-Voting system.

How to cast your vote electronically and join General Meeting on NSDL e-Voting system?

1. After successful login at Step 1, you will be able to see all the companies "EVEN" in which you are holding shares and whose voting cycle and General Meeting is in active status.
2. Select "EVEN" of company for which you wish to cast your vote during the remote e-Voting period and casting your vote during the General Meeting. For joining virtual meeting, you need to click on "VC/OAVM" link placed under "Join Meeting".
3. Now you are ready for e-Voting as the Voting page opens.
4. Cast your vote by selecting appropriate options i.e. assent or dissent, verify/modify the number of shares for which you wish to cast your vote and click on "Submit" and also "Confirm" when prompted.

5. Upon confirmation, the message "Vote cast successfully" will be displayed.
6. You can also take the printout of the votes cast by you by clicking on the print option on the confirmation page.
7. Once you confirm your vote on the resolution, you will not be allowed to modify your vote.

General Guidelines for shareholders

1. Institutional shareholders (i.e. other than individuals, HUF, NRI etc.) are required to send scanned copy (PDF/ JPG Format) of the relevant Board Resolution/ Authority letter etc. with attested specimen signature of the duly authorized signatory(ies) who are authorized to vote, to the Scrutinizer by e-mail to uma@umalodha.com with a copy marked to evoting@nsdl.co.in. Institutional shareholders (i.e. other than individuals, HUF, NRI etc.) can also upload their Board Resolution / Power of Attorney / Authority Letter etc. by clicking on "Upload Board Resolution / Authority Letter" displayed under "e-Voting" tab in their login.
2. It is strongly recommended not to share your password with any other person and take utmost care to keep your password confidential. Login to the e-voting website will be disabled upon five unsuccessful attempts to key in the correct password. In such an event, you will need to go through the "[Forgot User Details/ Password?](#)" or "[Physical User Reset Password?](#)" option available on www.evoting.nsdl.com to reset the password.
3. In case of any queries, you may refer the Frequently Asked Questions (FAQs) for Shareholders and e-voting user manual for Shareholders available at the download section of www.evoting.nsdl.com or call on.: 022 - 4886 7000 and 022 - 2499 7000 or send a request to Pallavi Mhatre at evoting@nsdl.co.in

Process for those shareholders whose email ids are not registered with the depositories for procuring user id and password and registration of e mail ids for e-voting for the resolutions set out in this notice:

1. In case shares are held in physical mode please provide Folio No., Name of shareholder, scanned copy of the share certificate (front and back), PAN (self attested scanned copy of PAN card), AADHAR (self attested scanned copy of Aadhar Card) by email to investors@keynoteindia.net or simran@keynoteindia.net
2. In case shares are held in demat mode, please provide DPID-CLID (16 digit DPID + CLID or 16 digit beneficiary ID), Name, client master or copy of Consolidated Account statement, PAN (self attested scanned copy of PAN card), AADHAR (self attested scanned copy of Aadhar Card) to investors@keynoteindia.net or simran@keynoteindia.net. If you are an Individual shareholders holding securities in demat mode, you are requested to refer to the login method explained at **step 1 (A)** i.e. **[Login method for e-Voting and joining virtual meeting for Individual shareholders holding securities in demat mode.](#)**
3. Alternatively shareholder/members may send a request to evoting@nsdl.co.in for procuring user id and password for e-voting by providing above mentioned documents.
4. In terms of SEBI circular dated December 9, 2020 on e-Voting facility provided by Listed Companies, Individual shareholders holding securities in demat mode are allowed to vote through their demat account maintained with Depositories and Depository Participants. Shareholders are required to update their mobile number and email ID correctly in their demat account in order to access e-Voting facility.

THE INSTRUCTIONS FOR MEMBERS FOR e-VOTING ON THE DAY OF THE AGM ARE AS UNDER:-

1. The procedure for e-Voting on the day of the AGM is same as the instructions mentioned above for remote e-voting.

2. Only those Members/ shareholders, who will be present in the AGM through VC/OAVM facility and have not casted their vote on the Resolutions through remote e-Voting and are otherwise not barred from doing so, shall be eligible to vote through e-Voting system in the AGM.
3. Members who have voted through Remote e-Voting will be eligible to attend the AGM. However, they will not be eligible to vote at the AGM.
4. The details of the person who may be contacted for any grievances connected with the facility for e-Voting on the day of the AGM shall be the same person mentioned for Remote e-voting.

INSTRUCTIONS FOR MEMBERS FOR ATTENDING THE EGM/AGM THROUGH VC/OAVM ARE AS UNDER:

1. Member will be provided with a facility to attend the AGM through VC/OAVM through the NSDL e-Voting system. Members may access by following the steps mentioned above for **Access to NSDL e-Voting system**. After successful login, you can see link of "VC/OAVM" placed under "**Join meeting**" menu against company name. You are requested to click on VC/OAVM link placed under Join Meeting menu. The link for VC/OAVM will be available in Shareholder/Member login where the EVEN of Company will be displayed. Please note that the members who do not have the User ID and Password for e-Voting or have forgotten the User ID and Password may retrieve the same by following the remote e-Voting instructions mentioned in the notice to avoid last minute rush.
2. Members are encouraged to join the Meeting through Laptops for better experience.
3. Further Members will be required to allow Camera and use Internet with a good speed to avoid any disturbance during the meeting.
4. Please note that Participants Connecting from Mobile Devices or Tablets or through Laptop connecting via Mobile Hotspot may experience Audio/Video loss due to Fluctuation in their respective network. It is therefore recommended to use Stable Wi-Fi or LAN Connection to mitigate any kind of aforesaid glitches.
5. Shareholders who would like to express their views/have questions during the meeting may register themselves as a speaker by sending their request before the cut off date for the AGM (i.e on or before Friday, September 22, 2023) mentioning their name, demat account number/ folio number, email id, mobile number at investors@keynoteindia.net or simran@keynoteindia.net. These queries will be replied to by the company suitably by email.
6. The shareholders who do not wish to speak during the AGM but have queries may send their queries in advance before the cut-off date for the AGM (i.e on or before Friday, September 22, 2023) mentioning their name, demat account number/ folio number, email id, mobile number at investors@keynoteindia.net or simran@keynoteindia.net These queries will be replied to by the Company suitably by email.
7. Those shareholders who have registered themselves as a speaker will only be allowed to express their views/ask questions during AGM.

EXPLANATORY STATEMENT PURSUANT TO SECTION 102 OF THE COMPANIES ACT, 2013

In respect of Item No. 4: Re-appointment of Smt. Rinku Suchanti (DIN: 00012903) as Whole Time Director

On the recommendation of Nomination and remuneration Committee at their Meeting held on 13th February 2023, Smt. Rinku Suchanti is reappointed as a Whole-time Director of the Company with effect from 25th May 2023, subject to approval of the Shareholders at the ensuing Annual General Meeting.

The Nomination and Remuneration Committee Meeting (NRC) at its meeting held on 11th August, 2023 further extended period of her appointment up to 30th June, 2026 from 25th May, 2023.

Smt. Rinku Suchanti had been the Whole-Time Director of the Company from 25th May 2020 and has been with the Company since March, 2015. Her terms were approved by the Members in the 27th Annual General Meeting held on 30th September 2020 for a period of three (3) years.

The Board is of view that the continued association of Smt. Rinku Suchanti would benefit the Company, given the knowledge, experience and her contribution to the Board.

Part II, of Schedule V of the Companies Act, 2013 provides that the appointment and remuneration of Managing Directors and Whole time Directors in accordance with Part I and Part II of the Schedule shall be subject to approval by resolution of the Shareholders in a General Meeting.

Remuneration: ₹ 34,98,900/- (Rupees Thirty Four Lakh Ninety Eight Thousand Nine Hundred Rupees only) per annum with increments as per the Company's Policy and as may be determined by the Board of Directors, from time to time, within the limits prescribed by Section 197 and Schedule V of the Companies Act, 2013 and subject to approval of the Central Government, if any, she will be entitled to perquisites as per Company's rules.

Performance/Bonus Benefit: The Whole-time Director shall be paid yearly performance benefit as may be decided by the Board.

Benefits and Amenities:

- a) Gratuity: Half a month's salary for each completed year of service. Subject to maximum Limit available in terms of Payment of Gratuity Act.
- b) Earned Leave: 21 days leave for every year of service.

She shall not be paid any sitting fees for attending the meetings of the Board of Directors/Committees thereof.

The appointment can be terminated by either side by giving six months' notice in writing.

Disclosure Pursuant to Section II of Part II of Schedule V of the Companies Act, 2013

Sr. No	General Information	
1.	Nature of Industry	Merchant Banking/Corporate Advisory Services
2.	Date or expected date of commencement of commercial production	Not Applicable
3.	In case of new companies, expected date of commencement of new activities as per project approved by the financial institutions appearing in prospectus	Not Applicable

KEYNOTE FINANCIAL SERVICES LIMITED

Sr. No	General Information													
4.	Financial performance based on given indicators	(₹ In Lakhs)												
		<table border="1" style="width: 100%; border-collapse: collapse;"> <tr> <td style="width: 70%;">Paid up share capital</td> <td style="text-align: right;">701.83</td> </tr> <tr> <td>Total Income</td> <td style="text-align: right;">693.30</td> </tr> <tr> <td>Expenses</td> <td style="text-align: right;">618.01</td> </tr> <tr> <td>Profit before tax</td> <td style="text-align: right;">75.29</td> </tr> <tr> <td>Profit after tax</td> <td style="text-align: right;">50.94</td> </tr> <tr> <td>EPS</td> <td style="text-align: right;">0.75</td> </tr> </table>	Paid up share capital	701.83	Total Income	693.30	Expenses	618.01	Profit before tax	75.29	Profit after tax	50.94	EPS	0.75
Paid up share capital	701.83													
Total Income	693.30													
Expenses	618.01													
Profit before tax	75.29													
Profit after tax	50.94													
EPS	0.75													
5.	Foreign Investment or collaborations, if any	As on 31 st March 2023, the foreign shareholding of the company is 5,22,354 Equity Shares representing 7.45% of the total capital												
II.	Information about the Company													
1.	Background details	<p>Smt. Rinku Suchanti has completed her graduation (Bachelor of Commerce) in the year 1993-94 from South City College from Kolkata University and also holds the Diploma in Interior Design from Jenson & Nicholson from Kolkata.</p> <p>She has wide experience in interior designing and administration. She gives her inputs in the areas of administration, electronic & digital communication as a Director on the Board of Keynote Financial Services Limited</p>												
2.	Past Remuneration	₹ 34,98,900/- p.a												
3.	Recognition or Awards	NIL												
4.	Job profile and her suitability	Smt. Rinku Suchanti, would be one of the Whole-Time Director of the Company. She is providing an administrative support to the management and has been one of the authorized signatories on behalf of the Company. She is found to be suitable for the job being of the Executive Director and Woman Director												
5.	Remuneration proposed	The remuneration of Smt. Rinku Suchanti is set out above												
6.	Comparative remuneration profile with respect to industry, size of the company, profile of the position and person (in case of expatriates the relevant details would be w.r.t. the country of his origin)	Keeping in view the type of the industry, size of the Company, the responsibilities and capabilities of Smt. Rinku Suchanti, the proposed remuneration is competitive with the remuneration paid by other companies to such similar positions												
7.	Pecuniary relationship directly or indirectly with the company or relationship with the managerial personnel, if any.	Smt. Rinku Suchanti is one of the person forming part of Promoter Group of the Company and apart from the remuneration stated above, Smt. Rinku Suchanti, has no other pecuniary relationship directly or indirectly with Company												

ANNUAL REPORT 2022-23

Sr. No	General Information	
III	Other Information	
1.	Reasons of loss or inadequate profits	Not Applicable
2.	Steps taken or proposed to be taken for improvement	Not Applicable
3.	Expected increase in productivity and profits in measurable terms.	Not Applicable

The Directors recommend the aforesaid resolution for the approval by the members as Special Resolution.

Except Smt. Rinku Suchanti and Shri Vineet Suchanti, none of the Director or the Key Managerial Personnel of the Company or any of their relatives are directly or indirectly concerned or interested in the said Resolution.

In respect of Item No. 5 – Re-appointment of Shri Uday Patil (DIN: 00003978) as Whole-time Director.

Shri Uday S. Patil had been the Whole-Time Director of the company from September 1997 and has been with the Company Since May 1994. His terms were approved by the members in the 28th Annual General Meeting held on 29th September 2021 for the period of 2 (two) years up to 12th November 2023.

The Board of Directors, on the recommendation of Nomination and remuneration Committee at their Meeting held on 11th August 2023, re-appointed Shri Uday S. Patil as a Whole-time Director of the Company for a term of 1(one) year with effect from 13th November 2023, subject to approval of the Shareholders at the ensuing Annual General Meeting.

Shri. Uday Patil is a professional and experienced person and his appointment would be beneficial to the company.

Remuneration for providing professional services : ₹ 45,31,200/- (Rupees Forty Five Lakhs thirty one thousand two hundred only) per annum with changes if any as per the Company's Policy and as may be determined by the Board of Directors, from time to time, in compliance with applicable rules and regulations in this regard.

He has been paid Professional fees for the services rendered in his professional capacity in terms of Para B of Section of Schedule V of the Companies Act, 2013. He is holding 0.03% of share capital of the company which was allotted to him under the scheme formulated for firm allotment to promoters, their friends, relatives, business associates and employees in 1994, prior to the initial public offer of the Company.

Performance / Bonus Benefit: The Whole-time Director shall be paid yearly performance benefit as may be decided by the Board.

He shall not be paid any sitting fees for attending the meetings of the Board of Directors/Committees thereof. The appointment can be terminated by either side by giving six months' notice in writing. Shri Uday S. Patil is concerned or interested in the resolution and the terms and conditions mentioned herein.

Disclosure Pursuant to Section II of Part II of Schedule V of the Companies Act, 2013

Sr. No	General Information	
1.	Nature of Industry	Merchant Baking/Corporate Advisory Services
2.	Date or expected date of commencement of commercial production	Not Applicable
3.	In case of new companies, expected date of commencement of new activities as per project approved by the financial institutions appearing in prospectus	Not Applicable

KEYNOTE FINANCIAL SERVICES LIMITED

Sr. No	General Information													
4.	Financial performance based on given indicators	(₹ In Lakhs)												
		<table border="1" style="width: 100%;"> <tr> <td>Paid up share capital</td> <td style="text-align: right;">701.83</td> </tr> <tr> <td>Total Income</td> <td style="text-align: right;">693.30</td> </tr> <tr> <td>Expenses</td> <td style="text-align: right;">618.01</td> </tr> <tr> <td>Profit before tax</td> <td style="text-align: right;">75.29</td> </tr> <tr> <td>Profit after tax</td> <td style="text-align: right;">50.94</td> </tr> <tr> <td>EPS</td> <td style="text-align: right;">0.75</td> </tr> </table>	Paid up share capital	701.83	Total Income	693.30	Expenses	618.01	Profit before tax	75.29	Profit after tax	50.94	EPS	0.75
Paid up share capital	701.83													
Total Income	693.30													
Expenses	618.01													
Profit before tax	75.29													
Profit after tax	50.94													
EPS	0.75													
5.	Foreign Investment or collaborations, if any	As on 31 st March 2023, the foreign shareholding of the company is 5,22,354 Equity Shares representing 7.45% of the total capital												
II.	Information about the Company													
1.	Background details	Shri Uday S. Patil is a Science graduate with a Law Degree and also a certified Associate of Indian Institute of Bankers. An ex-banker with rich hands-on experience on various fields of Banking and Investment Banking.												
2.	Past Remuneration	₹ 45,31,200/- p.a												
3.	Recognition or Awards	He has been Guest faculty at Alkesh Dinesh Mody Institute of Financial and Management Studies [ADMI], Jamanalal Bajaj Institute of Management Studies [JBIMS] of University of Mumbai, The Institute of Chartered Accountants of India [ICAI], National Institute of Securities Market [NISM] etc. His quote's on primary market related topics find place in leading newspapers & magazines such as Economic Times, Business Standard etc												
4.	Job profile and her suitability	Shri Uday S. Patil has been with the Company since 1994. He has been the member of Board of Directors since September, 1997. He is having about 4 decades of experience in various fields of Commercial Banking & Investment Banking. He is instrumental in forming various processes/ procedures for the company as a whole & for Merchant Banking activities of the company which is a core business of the company. His immense contribution as Director (Investment Banking) has helped the company to execute & complete many transactions such as IPOs, Rights Issues, Buy Back, Takeovers etc. The execution capabilities & developing the team with capabilities to handle transactions of various natures has been one of the strengths of Shri Uday S. Patil. He is well suited for the job profile												

Sr. No	General Information	
5.	Remuneration proposed	The remuneration of Shri Uday S. Patil is set out above.
6.	Comparative remuneration profile with respect to industry, size of the company, profile of the position and person (in case of expatriates the relevant details would be w.r.t. the country of his origin)	Keeping in view the type of the industry, size of the Company, the responsibilities and capabilities of Shri Uday S. Patil, the proposed remuneration is competitive with the remuneration paid by other companies to such similar positions.
7.	Pecuniary relationship directly or indirectly with the company or relationship with the managerial personnel, if any.	Other than the stated above, Shri Uday S. Patil has no other pecuniary relationship directly or indirectly with Company.
III	Other Information	
1.	Reasons of loss or inadequate profits	Not Applicable
2.	Steps taken or proposed to be taken for improvement	Not Applicable
3.	Expected increase in productivity and profits in measurable terms.	Not Applicable

IV. Disclosures

The remuneration details of Shri Uday S. Patil, Whole-Time Director are set out in the explanatory statement. The Board recommends the passing of an Ordinary Resolution as set out in item No. 5 of the accompanied notice. Except Shri Uday S. Patil, none of the Directors and Key Managerial personnel of the company and their relative is concerned or interested, financial or otherwise, in the resolution set out at item no. 5.

The Directors recommend the aforesaid resolution for the approval by the members as Special Resolution.

In respect of Item No. 6: To Ratify Remuneration paid to Smt. Rinku Suchanti, Executive Director who is member of Promoter Group

As members are aware, Smt. Rinku Suchanti, is a Member of the Promoter Group was appointed as an Executive Director of the Company with effect from 25th May 2020 for a period of three years (3) up to 24th May 2023. The Members have approved her appointment in the AGM held on 30th September, 2020. As per Regulation No. 17(6) (e) (ii) of SEBI (LODR) (Amendment) Regulations, 2018, prescribes that where there is more than one (1) Executive Director who is member of the Promoter Group and if the aggregate annual remuneration payable to such Directors exceeds 5% of the net profits of the listed Company, same is subject to the approval of the shareholders by “special resolution” in general meeting whereas the resolution for appointment of these Directors was passed as “ordinary resolution.” Passing of resolution as ‘special’ resolution is as prescribed under the aforesaid LODR regulation. Since the aggregate annual remuneration is more than the limit as prescribed under the aforesaid Regulation, the ratification resolution at Item No. 6 is recommended for the approval of the members as special resolution. The approval of the shareholders’ under this provision will be valid till the expiry of the term of such Director in the case of Smt. Rinku Suchanti till 30th June, 2026. The Board of Directors in its meeting held on 26th May, 2023 ratified the payment of remuneration to these Executive Directors on recommendation of Nomination & Remuneration Committee of the Company. The Managerial Remuneration approved by the Board of Directors is within the limits specified under section 197 of the Companies Act 2013. However, as required in terms of Regulation No. 17(6) (e) (ii) of SEBI (LODR) (Amendment) Regulations, 2018, the payment of remuneration to these Directors requires ratification by the members & hence the said resolution is recommended.

Except Shri. Vineet Suchanti and Smt. Rinku Suchanti and their relatives, none of the Directors or Key Managerial Personnel of the Company or their relatives is, in any way concerned or interested, in the said resolution.

The Board recommends the resolution as set out in the Item No. 6 of accompanying notice for the approval of members of the Company as Special Resolution.

In respect of Item No. 7 & 8 : To approve Material Related Party Transactions of the Company and to approve Material Related Party Transactions of the subsidiaries of the Company.

The Audit Committee at its meeting held on May 26, 2023, has approved the RPT transactions for sale/purchase of goods and services including intercorporate deposits, Loans & Advances etc. The related party transactions between the Company and its subsidiaries and between the subsidiaries and their related parties are also approved by the audit committees of the respective subsidiaries, wherever applicable.

Regulation 23 of the Listing Regulations has been amended effective April 1, 2022, to provide that shareholders' approval should be obtained for related party transactions which, in a financial year, exceed the lower of (i) ₹ 1,000 crore; or (ii) 10% of the annual consolidated turnover of the listed entity as per the last audited financial statements of the listed entity.

Accordingly, Resolutions 7 & 8 have been put up for information for approval from the shareholders. The Related party transactions for which the approval of the shareholders is being sought fall into the following two categories:

- A. Transaction between the Company and its Related Parties
- B. Transaction between Subsidiaries of the Company and its Related Parties.

Details in respect of A

1. Name of the related party and its relationship with Keynote Financial Services Limited (KFSL) the listed entity or its subsidiary, including nature of its concern or interest (financial or otherwise)

- a. Keynote Fincorp Limited (KFL) is the subsidiary of KFSL. KFSL holds 57.14% paid up Equity share capital KFL. Keynote Capital Limited (KCL), which is a wholly owned Subsidiary of KFSL holds 42.86% of KFL.
- b. Maple Leaf Trading and Services Private Limited("Maple") - Keynote Capital Limited (KCL) which is a wholly owned Subsidiary of KFSL holds 42.46% of Maple.
- c. NSS Digital Media Limited ("NSS") is a part of Promoter and Promoter group company.
- d. Concept Communication Limited ("CCL") is a part of Promoter and Promoter and Promoter group company.

2. Name of Director(s) or Key Managerial Personnel who is related, if any

Shri. Vineet Suchanti and Shri. Uday S. Patil both are the common Directors in Keynote Fincorp Limited and Maple Leaf Trading and Services Limited.

3. Type, tenure, material terms and particulars

All the transactions entered with Related Parties from (a to d) are on a continuous basis. The RPTs will be in the form of Intercorporate Deposits (ICDs), Loans & Advances and/or Investments, Guarantees. Sale/Purchase of goods and services, Fixed deposits etc.

4. Value of the Transactions

The Value of Transactions related to Intercorporate Deposits Loan/Advances/ Investments and Guarantees and Sale/Purchase of goods and services and Fixed deposits is up to ₹ 1200 Lakhs from/to KFL and Maple.

Intercorporate Deposits (Loan/Advances/ Investments and Guarantees) up to ₹ 1000 Lakhs. from/to NSS and Concept.

The Value of Transactions related to Sale/Purchase of goods, services and Fixed deposits up to ₹ 150 Lakhs from/to NSS and CCL.

5. If the transaction relates to any loans, intercorporate deposits, advances or investments made or given by the listed entity or its subsidiary:

Details of the source of funds in connection with the proposed transaction.

Own Funds

Where any financial indebtedness is incurred to make or give loans, inter-corporate deposits, advances or investments.

NIL

6. Applicable terms, including covenants, tenure, interest rate and repayment schedule whether secured or unsecured; if secured, the nature of security.

Tenure- Not exceeding three years

Interest rate- Charged in compliance with the provisions of the Companies Act, 2013;

7. The purpose of which the funds will be utilised by the ultimate beneficiary of such funds pursuant to the RPT

General Corporate Purpose

8. Justification as to why the RPT is in the interest of the listed entity

Transaction is commercially beneficial to the Company & its Subsidiary and Related Parties.

9. Any valuation or other external report relied upon the listed entity in relation to the transactions

Not Applicable

10. Any other information that may be relevant

Not Applicable

The Directors, Key Managerial Personnel or their relatives holding shares of the Company may be deemed to be concerned or otherwise interested in the said Ordinary Resolutions to the extent of their shareholding in the respective companies.

The Board recommends the Ordinary Resolution as set out under Item No. 7 in this AGM Notice for approval by the Members.

B. Transaction between Subsidiaries of the Company and its Related Parties.

1. Name of the related party and its relationship with the listed entity or its subsidiary, including nature of its concern or interest (financial or otherwise)

- a. Keynote Fincorp Limited (KFL) is the subsidiary of the Company. Keynote Capital Limited (KCL) which is wholly owned subsidiary of KFSL holds 42.86% paid up equity share capital KFL.

- b. Maple Leaf Trading and Services Private Limited (“Maple”) – KCL which is a wholly owned subsidiary of KFSL holds 42.46% of the paid up equity share capital of the Maple.
- c. NSS Digital Media Limited (“NSS”), Concept Communication Limited (“CCL”), Shivraj Sales Limited Private Limited (“SSL”), Dhanvirdhi Tie Up Private Limited (“Dhanvirdhi”), Liqvd Digital India Private Limited (“LDI”), Akshara Advertising Limited (“Akshara”), Stallion Investmenst Private Limited (“Stallion”) and Last mile Solutions India Private Limited (“ Lastmile”) are part of Promoter and Promoter group companies.

2. Name of Director(s) or Key Managerial Personnel who is related, if any

Shri. Vineet Suchanti and Shri. Uday S. Patil both are the common Directors in KCL, KFL and Maple. Shri. Vineet Suchanti is also Director in Dhanvirdhi. Smt. Rinku Suchanti is common Director in KFSL, Akshara, SSL and Dhanvirdhi

3. Type, tenure, material terms and particulars

All the transactions entered with Related Parties from (a to c) are on a continuous basis.

4. Value of the Transactions

The Value of Transactions related to Purchase/Sale of goods and services and Intercompany Deposits (Loan/Advances/ Investments and Guarantees) is up to ₹ 3 crores for the companies that are mentioned from a to c above.

5. If the transaction relates to any loans, Intercompany deposits, advances or investments made or given by the listed entity or its subsidiary:

Details of the source of funds in connection with the proposed transaction;

Own Funds

Where any financial indebtedness is incurred to make or give loans, inter-company deposits, advances or investments.

Not Applicable

6. Applicable terms, including covenants, tenure, interest rate and repayment schedule whether secured or unsecured; if secured, the nature of security.

Tenure- Not exceeding three years

Interest rate- Charged in compliance with the provisions of the Companies Act, 2013;

7. The purpose of which the funds will be utilised by the ultimate beneficiary of such funds pursuant to the RPT

General Corporate Purpose

8. Justification as to why the RPT is in the interest of the listed entity

Transaction is commercially beneficial to the Company & its Subsidiary and Related Parties.

9. Any valuation or other external report relied upon the listed entity in relation to the transactions

Not Applicable

10. Any other information that may be relevant

Not Applicable

The Directors, Key Managerial Personnel or their relatives holding shares of the Company may be deemed to be concerned or otherwise interested in the said Ordinary Resolutions to the extent of their shareholding in the respective companies.

The Board recommends the Ordinary Resolution as set out under Item No. 8 in this AGM Notice for approval by the Members.

In respect of Item No.9: To approve transactions under Section 185 of the Companies Act, 2013.

The Company may have to render support for the business requirements of its Subsidiary Companies or Associate or Joint Venture or group entity or any other person in whom any of the Director of the Company is deemed to be interested (collectively referred to as the "Entities"), from time to time. However, owing to certain restrictive provisions contained in Section 185 of the Companies Act, 2013 ('the Act'), the Company was unable to extend financial assistance by way of loan to such Entities.

The Board of Directors seek consent of the Members by way of a Special Resolution pursuant to Section 185 of the Act (as amended by the Companies (Amendment) Act, 2017) for making loan(s) or providing financial assistance or providing guarantee or securities in connection with the loans taken or to be taken by the Entities for the capital expenditure of the projects and/or working capital requirements including purchase of fixed assets as may be required from time to time for the expansion of its business activities and other matters connected and incidental thereon for their principal business activities.

The Members may note that Board of Directors would carefully evaluate proposals and provide such loan, guarantee or security through deployment of funds out of internal resources/accruals and/or any other appropriate sources, from time to time, only for principal business activities of such Entities.

The Board of Directors recommend the resolution given in this Notice for your approval as a Special Resolution.

None of the Directors, Key Managerial Personnel of the Company or any of their relatives, are concerned or interested in the above proposed resolution, except to their equity holdings and Directorships in the Company, if any.

ANNEXURE TO THE NOTICE

Details of the Directors seeking re-appointment in the forthcoming Annual General Meeting pursuant to Regulation 36 (3) of the Listing Regulations and applicable secretarial standards:

Smt. Rinku Suchanti -Whole-Time Director [Re-appointment as Whole-Time Director of the Company]

A. A brief resume of the director and Nature of her expertise in specific function areas:

Smt. Rinku Suchanti, would be one of the Whole-Time Director of the Company. She is providing an administrative support to the management and has been one of the authorized signatories on behalf of the Company. She is found to be suitable for the job being of the Executive Director and Woman Director.

B. Disclosure of relationships between directors inter-se:

Smt. Rinku Vineet Suchanti, is the spouse of Shri. Vineet Suchanti. None of the other directors are related to Smt. Rinku Suchanti.

C. Name of the listed entities in which the person also holds the directorship and the membership of Committees of the board:

Name of the Company	Directorship	Membership of Committees
NIL		

D. Shareholding in the Company:

3802 Equity shares as on 31st March, 2023.

Shri Uday S. Patil - Whole-Time Director [Due to retire by rotation seeking re-appointment.]

A. A brief resume of the director and Nature of his expertise in specific function areas:

Shri Uday S. Patil has been with the Company since 1994. He has been the member of Board of Directors since September, 1997. He is having about 4 decades of experience in various fields of Commercial Banking & Investment Banking. He is instrumental in forming various processes/procedures for the company as a whole & for Merchant Banking activities of the company which is a core business of the company. His immense contribution as Director (Investment Banking) has helped the company to execute & complete many transactions such as IPOs, Rights Issues, Buy Back, Takeovers etc. The execution capabilities & developing the team with capabilities to handle transactions of various natures has been one of the strengths of Shri Uday S. Patil. He has been Guest faculty at Alkesh Dinesh Mody Institute of Financial and Management Studies [ADMI], Jamanalal Bajaj Institute of Management Studies [JBIMS] of University of Mumbai, The Institute of Chartered Accountants of India [ICAI], National Institute of Securities Market [NISM] etc. His quote's on primary market related topics find place in leading newspapers & magazines such as Economic Times, Business Standard etc.

B. Disclosure of relationships between directors inter-se:

None of the Directors of the Company are related to Shri. Uday S. Patil.

C. Name of listed entities in which Shri. Uday S. Patil, holds the Directorship and Membership of the Committees of Board.

Name of the Company	Directorship	Membership of Committees
NIL		

D. Shareholding in the Company:

2600 Equity shares as on 31st March, 2023.

DIRECTORS' REPORT

Dear Shareholder(s),

Your Directors have pleasure in presenting their 30th Annual Report together with the Audited Accounts of your Company for the year ended 31st March, 2023.

FINANCIAL RESULTS

(₹ In Lakhs)

Particulars	Year Ended 31-03-2023	Year Ended 31-03-2022
Total Income	693.30	921.18
Gross Operating Profit	528.36	391.02
Depreciation	20.53	28.48
Exceptional Items	—	—
Profit Before Tax	75.29	362.54
Provision for :		
Current Tax	27.49	24.60
Deferred Tax Liability/(Assets)	-3.14	-27.67
Profit After Tax	50.94	365.71
Other Comprehensive Income	9.02	1.65
Profit/(loss) brought forward from Previous year	3039.47	2,742.29
Surplus available for appropriations	3099.43	3,109.65
Proposed Dividend	70.18	70.18
Tax on Dividend	—	—
Transferred to General Reserve	—	—
Balance carried forward	3029.25	3,039.47

DIVIDEND

Your directors are pleased to recommend dividend of ₹ 1/- per Equity Share having a face value of ₹ 10/- each, (i.e.10%) for the year ended 31st March, 2023 and the same will be paid subject to the approval of the shareholders at the 30th Annual General Meeting (AGM) of the Company.

OPERATIONS

Total income on standalone basis for the F.Y. 2022-23 was ₹ 693.30 lakhs as against ₹ 921.18 lakhs for the F.Y. 2021-22. The total revenue from sale of services for the F.Y. 2022-23 was ₹ 604.62 lakhs as compared to ₹ 446.13 lakhs for the financial year ended 2021-22. The net profit of the company on the standalone basis for the F.Y. 2022-23 was ₹ 75.29 lakhs as compared to ₹ 362.54 lakhs for the F.Y. 2021-22. A substantial fall of about ₹ 294 lakhs in net gain on account of fair value changes has been noticed during this financial year.

Total income from operations on consolidated basis for the F.Y. 2022-23 was ₹ 1595.16 lakhs as against ₹ 3174.35 lakhs for the financial year ended 2021-22. The company registered a net loss of ₹ 171.09 lakhs on a consolidated basis as against a net profit of ₹ 1608.32 lakhs for the F.Y.2021-22. The fall in total income is majorly on account of substantial fall in net gain due to fair value changes amounting to ₹ 1342.31 lakhs.

Your company continued to provide services to various corporates and could complete assignments of Rights Issue, Buy Back offers, Takeover offers besides providing valuation & ESOP advisory services. The company established its practice of providing Merchant Banker certifications to the AIFs. The company provided Merchant Banker certifications to large number of AIFs & also issued Annual certifications to many reputed AIFs. During the year company also received mandates to act as 'Merchant Banker' to 3 main board IPOs besides other mandates in the Equity Capital Market segment. The management continued its efforts to strengthen the teams by establishing Equity Research, Institutional Marketing. The Company has been able to secure IPO mandates which are at various stages of completion. As a result, company is looking forward to large business opportunities during the current financial year.

OPERATIONS OF SUBSIDIARIES

At present, your company has two subsidiaries namely Keynote Capitals Limited (KCL), a wholly owned subsidiary, an integrated broking house and Keynote Fincorp Ltd. (KFIN), a NBFC. KCL is a member of BSE & NSE as well as Depository Participant of Central Depository Services (India) Limited. Maple Leaf Trading & Services Ltd. (Formerly known as "Keynote Commodities Limited") is no longer a wholly owned subsidiary of Keynote Capitals Ltd. w.e.f. 29th June, 2022.

Presently the Company is debt free. On a consolidated basis Company has reported total income of ₹ 1595.16 Lakhs & Loss of ₹ 171.09 Lakhs. The networth of the Company on consolidated basis is ₹ 9811.74 Lakhs.

In the past year, KCL renewed its focus on strengthening its Institutional Brokerage business. It has put in place a research team for servicing institutions actively, added personnel on the institutional sales and incorporated 'Bloomberg' services for institutional brokerage. Further, it is also now using algorithm based platform for trading.

One of the new initiatives of KCL has been the development of an app 'FIKAA' - Financial Independence through Knowledge and Action (www.fikaa.in). This app is AI driven and targeted towards women attaining financial independence through investing in Mutual Funds. It proposes to expand into other areas such as Gold & Equities.

KCL has also been actively investing in the early stage ventures & start-up space through minority investments such as '50 Fin', 'Pension Box', 'Health Assure', 'Optimise Electro', 'Silver Push'.

SUBSIDIARY COMPANIES AND CONSOLIDATED FINANCIAL STATEMENTS

Keynote Capitals limited (KCL, 100% subsidiary) and Keynote Fincorp Limited (KFIN) are subsidiary companies of KFSL. Maple Leaf Trading & Services Ltd. (Formerly known as "Keynote Commodities Limited") is no longer a wholly-owned subsidiary of Keynote Capitals Ltd. w.e.f. 29th June, 2022.

Pursuant to the provisions of Section 129(3) of the Act, a statement containing salient features of the financial statements of the Company's subsidiaries in Form AOC-1 is attached to the financial statements of the Company.

Pursuant to the provisions of Section 136 of the Act, the financial statements of the Company, consolidated financial statements along with relevant documents and separate audited accounts in respect of subsidiaries are available on the website of the Company.

The financial statement of the subsidiary Companies are kept for inspection by the shareholders at the Registered Office of the Company. The Company shall provide free of cost, the copy of the financial statement of its subsidiary companies to the shareholders upon their request. The statements are also available on the website of the Company i.e. www.keynoteindia.net.

As stipulated by Regulation 33 of the Securities and Exchange Board of India (Listing Obligations and Disclosure Requirements) Regulations, 2015 ["Listing Regulations"] the consolidated financial statement have been prepared by the Company in accordance with the applicable Accounting standards. The audited consolidated financial statements together with Auditors Report form part of the Annual Report.

The company has formulated a policy for determining 'material' subsidiaries and such policy is disclosed on the company's website at <https://keynoteindia.net/wp-content/uploads/2022/03/Material-Subsidiary-Policy.pdf>

TRANSFER TO RESERVES

During the year your Company has not transferred any amount to general reserve.

MANAGEMENT DISCUSSION AND ANALYSIS REPORT

As required under Regulation 34 of the Listing Regulations with Stock Exchanges, the Management Discussion and Analysis Report is enclosed as a part of this report.

CORPORATE GOVERNANCE AND SHAREHOLDERS INFORMATION

The Companies Act, 2013 and Listing Regulations require compliances with specified Corporate Governance practices. These practices have been fully implemented and a certificate from the Practicing Company Secretary as well as a detailed report on Corporate Governance approved by the Board of Directors of the Company is set out in this Annual Report. Your Company has also been enlisted in the new SEBI Complaint Redressal System (SCORES) enabling the investors to register their complaints if any for speedy redressal.

LISTING WITH STOCK EXCHANGES

The Equity Shares of the Company continued to be listed and traded on the BSE and NSE. The scrip code number of the Equity Shares of the Company on BSE is 512597/KEYFINSER and on NSE is KEYFINSERV. The Company has paid up to date listing fees to both the stock exchanges.

DEMATERIALIZATION

The Equity Shares of the Company can be held in dematerialized form. The Company has signed the tripartite agreement with National Securities Depository Ltd. (NSDL), Central Depository Services (India) Ltd. (CDSL) and existing Registrar & Transfer Agent for dematerialization of existing holding of the shareholders. The International Securities Identification Number (ISIN), allotted to the Company is INE681C01015. The Equity Shares of the Company are listed and traded on BSE and NSE. On BSE the equity shares of the Company are traded in "B" segment. The Equity Shares of the Company are being traded in compulsory dematerialized mode.

As on 31st March, 2023, 98.59% of equity capital of the company is in dematerialized mode.

PUBLIC DEPOSIT

Your Company has neither accepted nor renewed any deposit within the meaning of Section 73 and other applicable provisions, if any, of the Companies Act, 2013 and the necessary rules made there under during the year ended 31st March, 2023.

PARTICULARS OF LOANS, GUARANTEES OR INVESTMENTS

The particulars of loans, guarantees and investment have been disclosed in the notes to the financial statements.

INTERNAL CONTROL SYSTEMS AND THEIR ADEQUACY

The Company has Internal Control System, commensurate with the size, scale and complexity of its operations. The scope and authority of the Internal Audit function is well defined. To maintain its objectivity and independence, the Internal Audit function reports to the Chairman of the Audit Committee of the Board & to the other Directors.

The Accounts Department monitors and evaluates the efficacy and adequacy of internal control system in the Company, its compliance with operating systems, accounting procedures and based on the report of internal audit the management undertakes corrective action in the respective areas and thereby strengthens the controls. Significant audit observations and recommendations if any, along with corrective actions thereon are required to be presented to the Audit Committee of the Board. During this financial year no such observations have been made.

CORPORATE SOCIAL RESPONSIBILITY (CSR)

Your Company understands and values Corporate Social Responsibility (CSR) initiatives of the Government and has also noted the requirements of CSR activities in terms of Companies Act, 2013. The requirement of mandatory implementation of CSR activity is presently not applicable to your company.

CONSERVATION OF ENERGY, TECHNOLOGY ABSORPTION, FOREIGN EXCHANGE EARNING AND OUTGO**(A) Conservation of energy:**

Considering the nature of business activities carried out by the Company, your directors have nothing to report with regard to conservation of energy as required under the Companies (Disclosure of Particulars in the Report of Board of Directors) Rules, 1988.

(B) Technology absorption:

The management keeps itself abreast of the technological advancements in the industry and has adopted the state of the art transaction, billing and accounting systems and also risk management solutions.

(C) Foreign exchange earnings and Outgo:

- a) The foreign exchange earnings ₹ 2.00 Lakhs (previous year ₹ 9.98 Lakhs).
- b) The foreign exchange expenditure ₹ 7.27 Lakh (previous year ₹ 1.55 Lakh).

STATE OF AFFAIRS

The information on the state of affairs of the Company has been given as part of Management Discussion and Analysis Report forming part of Annual Report of the Company.

DISCLOSURES UNDER SECTION 134(3) (I) OF THE COMPANIES ACT, 2013

There are no material changes and commitments which could affect the Company's financial position have occurred between the end of the financial year of the Company and date of this report.

DIRECTOR AND KEY MANAGERIAL PERSONNEL (KMP)**(i) Changes in Director and Key Managerial Personnel (KMP):**

Shri. Vineet Suchanti has been designated as the "Managing Director" of the Company w.e.f. 12th August, 2022 with the existing terms and conditions of his appointment.

Ms. Renita Crasto, Company Secretary and Compliance Officer resigned w.e.f. 2nd December, 2022.

Ms. Simran Kashela was appointed as the Company Secretary and Compliance Officer w.e.f. 13th February, 2023.

(ii) Retirement by rotation:

Based on the terms of appointment, Executive Directors, the Non-Executive and Non-Independent Directors are subject to retirement by rotation. Shri. Uday Patil (DIN: 00003978) who is liable to retire, being eligible, seeks reappointment. The Board recommends his re-appointment.

(iii) Declaration of Independence

The Company has received declarations from all the Independent Directors confirming that they meet the criteria of independence as prescribed under the provisions of Companies Act, 2013 read with the Schedules

and Rules issued there under as well as Regulation 16 (1) (b) of the Listing Regulations. The Independent Directors have also complied with the Code for Independent Directors prescribed in Schedule IV to the Act and Code of Conduct for Directors and Senior Management Personnel.

(iv) Board Evaluation

The Board of Directors has carried out an annual evaluation of its own performance, Board committees and individual directors pursuant to the provisions of the Act and the corporate governance requirements as prescribed under Listing Regulations. Listing Regulations mandates that the Board shall monitor and review the Board evaluation framework.

The performance of the Board was evaluated by the Board after seeking inputs from all the directors on the basis of the criteria such as the Board composition and structure, effectiveness of board processes, information and functioning, etc.

The performance of the committees was evaluated by the board after seeking inputs from the committee members on the basis of the criteria such as the composition of committees, effectiveness of committee meetings, etc.

The Board and the Nomination and Remuneration Committee ("NRC") reviewed the performance of the individual directors on the basis of the criteria such as the contribution of the individual director to the Board and committee meetings like preparedness on the issues to be discussed, meaningful and constructive contribution and inputs in meetings, etc.

In a separate meeting of independent Directors, performance of non-independent directors, performance of the board as a whole was evaluated, taking into account the views of executive directors and non-executive directors.

The same was discussed in the board meeting that followed the meeting of the independent Directors, at which the performance of the Board, its committees and individual directors was also discussed.

DISCLOSURE RELATING TO REMUNERATION OF DIRECTORS, KEY MANAGERIAL PERSONNEL

In accordance with Section 178 and other applicable provisions if any, of the Companies Act, 2013 read with the Rules issued there under and Regulation 19 of the Listing Regulations the Board of Directors had formulated the Nomination and Remuneration Policy of your Company on the recommendations of the Nomination and Remuneration Committee. The salient aspects covered in the Nomination and Remuneration Policy, covering the policy on appointment and remuneration of Directors and other matters have been outlined in the Corporate Governance Report which forms part of this Report.

NUMBER OF MEETINGS OF THE BOARD OF DIRECTORS AND AUDIT COMMITTEES

Your Board of Directors duly met four (4) times during the financial year i.e. on 27th May, 2022, 12th August, 2022, 14th November, 2022 and 13th February, 2023 in respect of which appropriate notices were given and the proceedings were recorded and signed in the Minute Book maintained for the purpose. The intervening gap between the Meetings was within the period prescribed under the Companies Act, 2013.

The Audit Committee duly met four (4) times during the financial year i.e. on 27th May, 2022, 12th August, 2022, 14th November, 2022 and 13th February, 2023 in respect of which appropriate notices were given and the proceedings were properly recorded and signed in the Minute Book maintained for the purpose.

The Nomination and Remuneration Committee duly met three (3) times during the financial year i.e. on 27th May 2022, 12th August, 2022 and 13th February, 2023 in respect of which appropriate notices were given and the proceedings were properly recorded and signed in the Minute Book maintained for the purpose.

The Stakeholders Relationship Committee duly met only once during the financial year on 13th February, 2023 in respect of which appropriate notice was given and the proceedings were properly recorded and signed in the Minute Book maintained for the purpose.

DIRECTORS RESPONSIBILITY STATEMENT

Pursuant to Section 134 (3) (c) of the Companies Act, 2013, Directors of your Company hereby state and confirm that:

- a) In the preparation of the annual accounts for the year ended 31st March, 2023, the applicable accounting standards had been followed along with proper explanation relating to material departures;
- b) They have selected such accounting policies and applied them consistently and made judgments and estimates that are reasonable and prudent so as to give a true and fair view of the state of affairs of the company at the end of the financial year and of the loss of the company for that period;
- c) They have taken proper and sufficient care for the maintenance of adequate accounting records in accordance with the provisions of this Act for safeguarding the assets of the company and for preventing and detecting fraud and other irregularities;
- d) They have prepared the annual accounts on a going concern basis;
- e) They have laid down internal financial controls to be followed by the company and that such internal financial controls are adequate and were operating effectively; and
- f) They have devised proper systems to ensure compliance with the provisions of all applicable laws and that such systems were adequate and operating effectively.

CERTIFICATE FROM A COMPANY SECRETARY IN PRACTICE

In terms of regulation 34(3) read with schedule V of the Listing Regulations, the Company has obtained a Certificate from Uma Lodha & Co., Practicing Company Secretaries confirming that none of the Directors on the Board of the Company have been debarred or disqualified from being appointed or continuing as Directors of the Company either by the Securities and Exchange Board of India or the Ministry of Corporate Affairs or any other Statutory Authorities. The said Certificate is annexed as part of this Report.

PARTICULARS OF EMPLOYEES AS REQUIRED UNDER SECTION 197 OF THE COMPANIES ACT, 2013 AND RULES FRAMED THERE UNDER

In accordance with the provisions of section 197(12) of the Companies Act, 2013, the ratio of the remuneration of each Director to the median employee's remuneration and other details in terms of sub section 12 of Section 197 of the Companies Act, 2013 read with rule 5(1) of the Companies (Appointment and Remuneration of Managerial Personnel) Rules, 2014 are forming part of this report as "**Annexure [A]**".

In accordance with provisions of Section 197 of the Companies Act, 2013 read with Rule 5(2) and 5(3) of the Companies (Appointment and Remuneration of Managerial Personnel) Rules, 2014, the annexure pertaining to the names and other particulars of employees is available for inspection in electronic mode. Any Shareholder interested in obtaining a copy of the said Annexure may write to the Company Secretary & Compliance Officer at the Registered Office of the Company.

EXTRACT OF THE ANNUAL RETURN

The Annual Return of the Company as on 31st March, 2023 is available on the Company's website and can be accessed at <http://keynoteindia.net/investor-relations>

AUDIT REPORTS AND AUDITORS

AUDIT REPORTS

Statutory Audit Report

The observations made by the Statutory Auditors in their Report for the Financial Year Ended 31st March, 2023, read with the explanatory notes therein are self-explanatory and therefore, do not call for any further explanation or comments from the Board under section 134(3) of the Companies Act, 2013. Further, pursuant to Section 143(12) of the Act, the Statutory Auditors of the Company have not reported any instances of frauds committed in the Company by its officers or employees.

Secretarial Audit Report

The Secretarial Auditor has submitted their Report as on 31st March 2023. The Secretarial Audit Report is annexed herewith as “**Annexure [B]**”

Further, the Secretarial Compliance Report for the financial year ended 31st March 2023 was obtained from M/s. Uma Lodha & Co., Practicing Company Secretaries, in relation to compliance of all applicable SEBI Regulations/circulars/guidelines issued there under, pursuant to requirement of Regulation 24A of Listing Regulations. The said Report is annexed as part of this Annual Report. The Board of Directors have noted the observation in the Secretarial Audit Report as regards remuneration paid to Whole time Directors and Intercorporate Deposits granted to Subsidiaries of the Company.

The Secretarial Audit Report and Secretarial Compliance Report do not contain any other qualification, reservation or adverse remark except those mentioned in the report.

Further, pursuant to the provisions of Regulation 24A of Listing Regulations, the Secretarial Audit Report of Keynote Capitals Ltd. (KCL) and Keynote Fincorp Ltd. (KFIL) is available at website of the Company at [www. keynoteindia.net](http://www.keynoteindia.net). and forms a part of this Annual Report.

AUDITORS

Statutory Auditors

M/s. S M S R & CO LLP Chartered Accountants, Mumbai (Firm Registration No. 110592W/W100094) was reappointed as Statutory Auditors of the Company at 28th Annual General Meeting which was held on 29th September, 2021 to hold the office as Statutory Auditor for second term of five (5) years from the conclusion of 28th Annual General Meeting till conclusion of 33rd Annual General Meeting of the Company.

Secretarial Auditor

Pursuant to the provisions of Section 204 of the Companies Act, 2013 read with the Companies (Appointment and Remuneration of Managerial Personnel) Rules, 2014, your Company has appointed M/s. Uma Lodha & Co., Practicing Company Secretaries to conduct the Secretarial Audit of your Company.

VIGIL MECHANISM / WHISTLE BLOWER POLICY

In pursuance to the provisions of Section 177(9) & (10) of the Companies Act, 2013 and Regulation 22 of SEBI (Listing Obligations and Disclosure Requirements) Regulations, 2015, a Vigil Mechanism for Directors and Employees to report genuine concerns has been established. Further, in terms of Regulation 9A of SEBI (Prohibition of Insider Trading) Regulations, 2015, listed companies shall have a whistle blower policy and make employees aware of such policy to enable employees to report instances of leak of unpublished price sensitive information.

The purpose of the “Whistle blower Policy” is to allow employees to raise concerns about unacceptable, improper or unethical practices being followed in the organization. They will be protected against any adverse action and/or discrimination as a result of such a reporting, provided it is justified and made in good faith.

The Chairman of the Audit Committee has been designated for the purpose of receiving and recording any complaints under this policy. The Vigil Mechanism/ Whistle Blower Policy has been uploaded on the website of the Company at <https://keynoteindia.net/wp-content/uploads/2022/03/Vigil-Mechanism-Whistle-Blower-Policy.pdf>

RELATED PARTY TRANSACTIONS

Your Company has historically adopted the practice of undertaking related party transactions only in the ordinary and normal course of business and at arm's length as part of its philosophy of adhering to highest ethical standards, transparency, and accountability. In line with the provisions of the Companies Act, 2013 and the Listing Regulations, the Board has approved a policy on related party transactions. The policy on related party transactions has been placed on the Company's website at <https://keynoteindia.net/wp-content/uploads/2022/03/Related-Party-Transaction-Policy.pdf>.

Prior omnibus approval of the Audit Committee and the Board is obtained for the transactions which are foreseeable and of a repetitive nature. All related party transactions are placed on a quarterly basis before the Audit Committee and before the Board for review and approval. All contracts, arrangements and transactions entered by the Company with related parties during financial year 2022-23 were in the ordinary course of business and on an arm's length basis. There were no contracts, arrangements or transactions entered during financial year 2022-23 that fall under the scope of Section 188(1) of the Companies Act, 2013. Accordingly, the prescribed Form AOC-2 is not applicable to the Company for the financial year 2022-23 and hence does not form part of this report. Your company has also adopted the policies as per the amendments in SEBI (LODR) Regulations in respect of Related Party Transactions.

CODE OF CONDUCT

The Board of Directors has approved a Code of Conduct which is applicable to the Members of the Board and all employees in the course of day-to-day business operations of the company. The Code has been placed on the Company's website at <https://keynoteindia.net/wp-content/uploads/2022/03/Code-of-Conduct-for-Board-of-Directors-and-Senior-Management-1.pdf>.

The Code lays down the standard procedure of business conduct which is expected to be followed by the Directors and the designated employees in their business dealings and in particular on matters relating to integrity in the work place, in business practices and in dealing with stakeholders. All the Board Members and the Senior Management personnel have complied compliance with the Code.

RISK MANAGEMENT

Pursuant to Section 134 (3) (n) of the Companies Act, 2013 & Regulation 17 of Listing Regulations the Company has formulated risk management policy and the same has been placed on the company's website at <https://keynoteindia.net/wp-content/uploads/2022/03/Risk-Management-Policy.pdf>.

At present the company has not identified any element of risk which may adversely affect functioning of the Company.

PREVENTION OF INSIDER TRADING

You Company has adopted a Code of Conduct to regulate, monitor and report trading by designated persons and their immediate relatives as per the requirements under the Securities and Exchange Board of India (Prohibition of Insider Trading) Regulations, 2015. The code inter alia lays down the procedures to be followed by designated persons while trading/ dealing in Company's shares and sharing unpublished price sensitive information ("UPSI"). The code covers the Company's obligation to maintain a digital database, mechanism for prevention of insider trading and handling of UPSI, and the process to familiarize with the sensitivity of UPSI. Further, it also includes

code for practices and procedures for fair disclosure of unpublished price sensitive information which has been made available on the Company's website at <https://keynoteindia.net/wp-content/uploads/2022/02/Code-of-Fair-Disclsoure-UPSI-1.pdf>

SIGNIFICANT/MATERIAL ORDERS PASSED BY THE REGULATORS

There are no significant material orders passed by the Regulators or Courts or Tribunals impacting the going concern status of the Company's operations in future.

DISCLOSURE ON COMPLIANCE WITH SECRETARIAL STANDARDS

Your Directors confirm that the Secretarial Standards issued by the Institute of Company Secretaries of India (ICSI), have been complied with.

TRANSFER TO INVESTOR EDUCATION AND PROTECTION FUND

a) Transfer of Unclaimed Dividend to IEPF:

As required under section 124 of the Act, the unclaimed dividend amount of ₹ 1,62,565/- (Rupees One Lakh Sixty Two Thousand Five Hundred Sixty-Five only) pertaining to the Financial Year 2014-15 lying with the Company for a period of seven years was transferred during the financial year 2022-2023 to the Investor Education and Protection Fund (IEPF) established by the Central Government on 6th November, 2022.

b) Transfer of Equity Shares to IEPF:

In terms of the provisions of the Section 124(6) of the Companies Act, 2013 read with the Investor Education and Protection Fund Authority (Accounting, Audit, Transfer and Refund) Rules, 2016 (as amended) and other applicable rules, notifications and circulars, if any, every Company is required to transfer the shares, in respect of which dividend remains unpaid/ unclaimed for a period of seven (7) consecutive years, to the Investor Education and Protection Fund (IEPF) Authority.

The Company sends communication in this respect to concerned shareholders from time to time as may be necessary. Shareholders are requested to Contact Company or RTA to encash the unclaimed dividend and in case any pending legal disputes, provide certified copy of order from Court/Authority restraining transfer, payment of dividend etc. During the financial year 2021-2022 Company has transferred 8,501 Equity Shares to the Investor Education and Protection Fund (IFPF) Authority on 7th December, 2022.

c) The details of Dividends paid by the Company and the proposed dates of transfer of unclaimed/un-encashed dividends to the IEPF Authority are as under:

Date of Declaration of Dividend	Dividend for the year	Proposed date for Transfer to Investor Education and Protection Fund (IEPF)	Amount of Unpaid/ Unclaimed Dividend As on 31 st March, 2023 (in ₹)
29 th July, 2016	2015 - 2016	5 th September, 2023	1,59,993.00
23 rd August, 2017	2016 - 2017	30 th September, 2024	1,68,126.00
9 th August, 2018	2017 - 2018	16 th September, 2025	1,97,853.00
13 th August, 2019	2018 - 2019	20 th September, 2026	80,432.00
30 th September, 2020	2019 - 2020	7 th November, 2027	81,244.40
29 th September, 2021	2020 - 2021	6 th November, 2028	73,904.03
28 th September, 2022	2021-2022	5 th November, 2029	78,290

POLICY ON PREVENTION, PROHIBITION AND REDRESSAL OF SEXUAL HARASSMENT AT WORK PLACE

The Company has zero tolerance for sexual harassment at workplace and has adopted a Policy on Prevention, Prohibition and Redressal of Sexual Harassment at workplace in line with the provisions of the Sexual Harassment of Women at Workplace (Prevention, Prohibition and Redressal) Act, 2013 and the rules made there under and can be accessed on Company's website at <https://keynoteindia.net/wp-content/uploads/2023/08/POSH-policy.pdf>

The Policy aims to provide protection to employees at workplace and prevent and redress complaints of sexual harassment and if any for matters connected or incidental thereto, with the objective of providing a safe working environment, where employees feel secure.

During the Financial Year 2022-2023, the Company has not received any complaint on sexual harassment.

GENERAL DISCLOSURES**• DISCLOSURE UNDER SECTION 43(a) (ii) OF THE COMPANIES ACT, 2013**

The Company has not issued any shares with differential rights and hence no information as per provisions of Section 43(a) (ii) of the Act read with Rule 4(4) of the Companies (Share Capital and Debenture) Rules, 2014 is furnished.

• DISCLOSURE UNDER SECTION 54(1) (d) OF THE COMPANIES ACT, 2013

The Company has not issued any sweat equity shares during the year under review and hence no information as per provisions of Section 54(1) (d) of the Act read with Rule 8(13) of the Companies (Share Capital and Debenture) Rules, 2014 is furnished.

• DISCLOSURE UNDER SECTION 62(1) (b) OF THE COMPANIES ACT, 2013

The Company has not issued any equity shares under Employees Stock Option Scheme during the year under review and hence no information as per provisions of Section 62(1) (b) of the Act read with Rule 12(9) of the Companies (Share Capital and Debenture) Rules, 2014 is furnished.

• DISCLOSURE UNDER SECTION 67(3) OF THE COMPANIES ACT, 2013

During the year under review, there were no instances of non-exercising of voting rights in respect of shares purchased directly by employees under a scheme pursuant to Section 67(3) of the Act read with Rule 16(4) of Companies (Share Capital and Debentures) Rules, 2014 is furnished.

ACKNOWLEDGMENT

We take this opportunity to express deep sense of gratitude to Members of Board of Directors, Shareholders of the Company, Securities and Exchange Board of India (SEBI), BSE Limited (BSE), National Stock Exchange of India Limited (NSE), Registrar of Companies (ROC), National Securities Depository Limited (NSDL), Central Depository Services (India) Limited (CDSL), Association of Investment Bankers of India (AIBI), Link Intime India Private Limited, M/s. S M S R & CO. LLP Statutory Auditors, M/s. R. B. Pandya & Co., Internal Auditors, Uma Lodha & Co., Secretarial Auditors, Praxis database, our Clients, Bankers, Employees and other Stakeholders and Government Agencies for their continued support.

**For and on behalf of the Board
Keynote Financial Services Limited**

**Date: 11th August, 2023
Place: Mumbai**

**Sd/-
Vineet Suchanti
Managing Director
DIN: 00004031**

**Sd/-
Uday S. Patil
Director and CFO
DIN: 00003978**

“Annexure [A]” to Director’s Report

Information required under Section 197 of the Companies Act, 2013 read with Companies (Appointment and Remuneration of Managerial Personnel) Rules, 2014

The ratio of the remuneration of each director to the median remuneration of the employees of the Company for the financial year:

Particulars of employees

The information required under Section 197 of the Act read with Rule 5(1) of the Companies (Appointment and Remuneration of Managerial Personnel) Rules, 2014 are given below:

- a. The ratio of the remuneration of each Director to the median remuneration of the employees of the Company for the financial year:**

Directors	Ratio to median remuneration
Shri. Manish Desai	0.11
Shri. Shishir Dalal	0.11
Shri. Anish Malhotra	—
Smt. Rinku Suchanti	7.56
Shri. Vineet Suchanti	10.54
Shri. Uday S. Patil	10.17

- b. The percentage increase in remuneration of each Director, Chief Executive Officer, Chief Financial Officer, Company Secretary in the financial year:**

Directors, Chief Executive Officer, Chief Financial Officer and Company Secretary	% Increase in remuneration in the financial year
Shri. Vineet Suchanti	-
Shri. Uday S. Patil	22.33
Shri. Manish Desai	-
Shri. Shishir Dalal	-
Shri. Anish Malhotra	-
Smt. Rinku Suchanti	-
Ms. Renita Crasto (upto 02-12-2022)	-
Ms. Simran Kashela (w.e.f. 13-02-2023)	-

- c. The percentage increase in the median remuneration of employees in the financial year: 2.52%**
- d. The number of permanent employees on the rolls of Company: 21**
- e. Average percentile increase already made in the salaries of employees other than the managerial personnel in the last financial year and its comparison with the percentile increase in the managerial remuneration and justification thereof and point out if there are any exceptional circumstances for increase in the managerial remuneration:**

There was no annual increase during the last financial year.

The management wish to retain the well settled manpower by making annual increment irrespective of Company's financial performance. Increase in the managerial remuneration for the year was 22.33%.

f. Affirmation that the remuneration is as per the remuneration policy of the Company:

The Company affirms remuneration is as per the remuneration policy of the Company.

**For and on behalf of the Board
Keynote Financial Services Limited**

**Date: 11th August, 2023
Place: Mumbai**

**Sd/-
Vineet Suchanti
Managing Director
DIN: 00004031**

**Sd/-
Uday S. Patil
Director and CFO
DIN: 00003978**

“Annexure [B]” to Directors Report

Form MR - 3

SECRETARIAL AUDIT REPORT

[Pursuant to Section 204 (1) of the Companies Act, 2013 and Rule 9 of the Companies (Appointment and Remuneration Personnel) Rules, 2014]
FOR THE FINANCIAL YEAR ENDED 31ST MARCH 2023

To
The Members of
Keynote Financial Services Limited
(Formerly known as Keynote Corporate Services Limited)

We have conducted the Secretarial Audit of the compliance of applicable statutory provision and the adherence to good corporate practices by M/s. Keynote Financial Services Limited (CIN: L67120MH1993PLC072407) (hereinafter called “the Company”). Secretarial Audit was conducted in a manner that provided me a reasonable basis for evaluating the corporate conducts/statutory compliances and expressing my opinion thereon.

Based on our verification of books, papers, minute books, forms and returns filed and other records maintained by the Company and also the information provided by the Company, its officers, agents and authorized representatives during the conduct of secretarial audit, we hereby report that in our opinion, the Company has, during the audit period covering the financial year ended 31st March 2023 complied with the statutory provisions listed hereunder and also that the Company has proper Board-processes and compliance-mechanism in place to the extent, in the manner and subject to the reporting made hereinafter:

We have examined the books, papers, minutes' books, forms and returns filed and other records maintained by M/s. Keynote Financial Services Limited for the financial year ended 31st March 2023 according to the provisions of:

- (i) The Companies Act, 2013 ('the Act') and the rules made thereunder.
- (ii) The Securities Contracts (Regulation) Act, 1956 ('SCRA') and the rules made thereunder.
- (iii) The Depositories Act, 1996 and the Regulations any Bye-laws framed thereunder;
- (iv) Foreign Exchange Management Act, 1999 and the rules and regulations made thereunder to the extent of Foreign Direct Investment, Overseas Direct Investment and External Commercial Borrowings.
- (v) The following Regulations and Guidelines prescribed under the Securities and Exchange Board of India Act, 1992 ('SEBI Act')
 - (a) The Securities and Exchange Board of India (Substantial Acquisition of Shares and Takeovers) Regulations, 2011.
 - (b) The Securities and Exchange Board of India (Prohibition of Insider Trading) Regulations, 2015.
 - (c) The Securities and Exchange Board of India (Issue of Capital and Disclosure Requirements) Regulations, 2018 **[Not Applicable as the Company has not issued any further share capital during the period under review];**
 - (d) The Securities and Exchange Board of India (Share Based Employee Benefits) Regulations, 2021 **[Not applicable during the period under review];**
 - (e) The Securities and Exchange Board of India (Issue and Listing of Non-Convertible Securities) Regulations, 2021; **[Not Applicable as the Company has not issued and listed any debt securities during the financial year under review];**
 - (f) The Securities and Exchange Board of India (Registrars to issue and Share Transfer Agents) Regulations, 1993 regarding the Companies Act and dealing with client;
 - (g) The Securities and Exchange Board of India (Delisting of Equity Shares) Regulations, 2021; **[Not applicable during the period under review];** and
 - (h) The Securities and Exchange Board of India (Buyback of Securities) Regulations, 2018; **[Not applicable during the period under review]**

- (i) Securities and Exchange Board of India (Depositories and Participants) Regulations, 2018.
- vi) other laws specifically applicable to the Company:

- Securities Exchange Board of India (Merchant Bankers) Regulation, 1992.

We have also examined compliance with the applicable clauses of the following:

- (i) Secretarial Standards issued by the Institute of Company Secretaries of India.
- (ii) Securities and Exchange Board of India (Listing Obligations and Disclosure Requirements) Regulations, 2015.

During the period under review, the Company has complied with the provisions of the Act, Rules, Regulations, Guidelines, Standards, etc.

We further report that

The Board of Directors of the Company is duly constituted with proper balance of Executive Directors, Non-Executive Directors, Independent Directors and Woman Director. There were no changes in the composition of the Board of Directors during the period under review.

Adequate notice is given to all Directors to schedule the Board Meetings, agenda and detailed notes on agenda were sent at least seven days in advance, and a system exists for seeking and obtaining further information and clarification on the agenda items before the meeting and for meaningful participation at the meeting.

We further report that there are adequate systems and processes in the company commensurate with the size and operations of the Company to monitor and ensure compliance with applicable laws, rules, regulations, and guidelines.

During the period under review the Company has complied with the provisions of the Act, Rules, Regulations, Guidelines, Standards, etc. mentioned above. Please note the following observations:

- Mr. Uday Patil, Whole time Director of the Company is being paid professional fees during the year under review for the services rendered in his professional capacity in terms of Para B of Section II of Schedule V of the Companies Act. Mr. Uday Patil is holding 0.03% of the share capital of the Company which were allotted to him under the scheme formulated for firm allotment to promoters, their friends, relatives, business associates including employees in 1994 prior to the Initial Public Offer of the Company. The company has passed requisite applicable resolutions in this regard.
- During the year under review, the Company has granted loan to Keynote Fincorp Limited (KFL) which falls under the purview of Section 185(2) of the Companies Act 2013 without passing a Special Resolution as required under the said section. The Company holds 57.14 % of the Share Capital of KFL and the remaining Capital to the extent of 42.86% is held by Keynote Capitals Limited which is a wholly owned subsidiary of Keynote Financial Services Limited.

Hence, the beneficiary interest of KFL lies completely with the company through its Wholly owned Subsidiary, Keynote Capitals Limited.

We further report that during the audit period there were no major events which had any bearing on the Company's affairs in pursuance of the above-referred laws, rules, regulations, guidelines etc.

For Uma Lodha & Co.

**Sd/-
Uma Lodha
Proprietor**

FCS No. : 5363

C.P. No.2593

UDIN: F005363E000347045

Peer Review Certificate No.950/2020

Place: Mumbai

Date: 26/05/2023

Note: This report is to be read with our letter of even date which is annexed as 'ANNEXURE A(i)' and forms an integral part of this report.

ANNEXURE A(i)'

**To,
The Members,
Keynote Financial Services Limited
(Formerly known as Keynote Corporate Services Limited)**

Our report of even date is to be read along with this letter.

- Maintenance of secretarial record is the responsibility of the management of the company. Our responsibility is to express an opinion on these secretarial records based on our audit.
- We have followed the audit practices and processes as were appropriate to obtain reasonable assurance about the correctness of the contents of the Secretarial records. The verification was done on test basis to ensure that correct facts are reflected in secretarial records. We believe that the processes and practices, we followed provide a reasonable basis for our opinion.
- We have not verified the correctness and appropriateness of financial records and Books of Accounts of the company.
- Wherever required, we have obtained the Management representation about the compliance of laws, rules and regulations and happening of events etc.
- The compliance of the provisions of Corporate and other applicable laws, rules, regulations, standards is the responsibility of management. Our examination was limited to the verification of procedures on test basis.
- The Secretarial Audit report is neither an assurance as to the future viability of the company nor of the efficacy or effectiveness with which the management has conducted the affairs of the company.

For Uma Lodha & Co.

Sd/-

**Uma Lodha
Proprietor**

FCS No. : 5363

C.P. No.2593

UDIN: F005363E000347045

Peer Review Certificate No.950/2020

**Place: Mumbai
Date: 26/05/2023**

**ANNUAL SECRETARIAL COMPLIANCE REPORT OF KEYNOTE FINANCIAL SERVICES LIMITED
(FORMERLY KNOWN AS KEYNOTE CORPORATE SERVICES LIMITED)**

FOR THE YEAR ENDED 31st MARCH 2023

I, Mrs. Uma Lodha, Company Secretary in Practice, proprietor of Uma Lodha & Co. has examined:

- (a) all the documents and records made available to us and explanation provided by **M/s Keynote Financial Services Limited** ("the listed entity"),
- (b) the filings/ submissions made by the listed entity to the stock exchanges,
- (c) website of the listed entity,
- (d) any other document/ filing, as may be relevant, which has been relied upon to make this certification,

for the year ended 31st March 2023 ("Review Period") in respect of compliance with the provisions of:

- (a) the Securities and Exchange Board of India Act, 1992 ("SEBI Act") and the Regulations, circulars, guidelines issued thereunder; and
- (b) the Securities Contracts (Regulation) Act, 1956 ("SCRA"), rules made thereunder and the Regulations, circulars, guidelines issued thereunder by the Securities and Exchange Board of India ("SEBI");

The specific Regulations, whose provisions and the circulars/ guidelines issued thereunder, have been examined, include:-

- Securities and Exchange Board of India (Listing Obligations and Disclosure Requirements) Regulations, 2015;
- Securities and Exchange Board of India (Substantial Acquisition of Shares and Takeovers) Regulations, 2011;
- Securities and Exchange Board of India (Prohibition of Insider Trading) Regulations, 2015;
- Securities and Exchange Board of India (Depositories and Participants) Regulations, 2018;
- Securities and Exchange Board of India (Issue of Capital and Disclosure Requirements) Regulations, 2018. **(Not Applicable during the Review Period)**
- Securities and Exchange Board of India (Issue and Listing of Debt Securities) Regulations, 2008; **(Not Applicable during the Review Period)**
- Securities and Exchange Board of India (Buyback of Securities) Regulations, 2018; **(Not Applicable during the Review Period)**
- Securities and Exchange Board of India (Share Based Employee Benefits and sweat Equity) Regulations, 2021; **(Not Applicable during the Review Period)**
- Securities and Exchange Board of India (Issue and Listing of Non-Convertible and Redeemable Preference Shares) Regulations, 2021; **(Not Applicable during the Review Period)**
- Securities and Exchange Board of India (Delisting of Equity Shares) Regulations, 2021 **(Not Applicable during the Review Period)**

ANNUAL REPORT 2022-23

I hereby report that, during the Review Period the compliance status of the listed entity is appended as below:

Sr. No.	Particulars	Compliance Status (Yes/No/NA)	Observations/Remarks by PCS
1.	<p><u>Secretarial Standard</u></p> <p>The compliances of the listed entity are in accordance with the applicable Secretarial Standards (SS) issued by the Institute of Company Secretaries India (ICSI), as notified by the Central Government under section 118(10) of the Companies Act, 2013 and mandatorily applicable.</p>	Yes	—
2.	<p><u>Adoption and timely updation of the Policies:</u></p> <ul style="list-style-type: none"> • All applicable policies under SEBI Regulations are adopted with the approval of Board of Directors of the listed entities • All the policies are in conformity with SEBI Regulations and has been reviewed & timely updated as per the regulations/circulars/guidelines issued by SEBI. 	Yes	—
3.	<p><u>Maintenance and disclosures on Website</u></p> <ul style="list-style-type: none"> • The listed entity is maintaining a functional website • Timely dissemination of the documents/information under a separate section on the website. • Web links provided in annual corporate governance reports under Regulation 27(2) are accurate and specific which re-directs to the relevant document(s)/section of the website. 	Yes Yes Yes	— — —
A	<p><u>Disqualification of Director:</u></p> <p>None of the Director of the Company are disqualified under section 164 of the Companies Act, 2013.</p>	Yes	—
5.	<p><u>To examine details related to Subsidiaries of listed entities:</u></p> <p>(a) Identification of Material subsidiaries (b) Requirements with respect to disclosure of material as well as other subsidiaries</p>	Yes	—
6.	<p><u>Preservation of Documents:</u></p> <p>The listed entity is preserving and maintaining records as prescribed under SEBI Regulations and disposal of records as per Policy of Preservation of Documents and Archival Policy prescribed under SEBI LODR Regulations, 2015.</p>	Yes	—

KEYNOTE FINANCIAL SERVICES LIMITED

Sr. No.	Particulars	Compliance Status (Yes/No/NA)	Observations/ Remarks by PCS
7.	<p><u>Performance Evaluation:</u> The listed entity has conducted performance evaluation of Board, Independent Directors and the Committees at the start of every Financial year as prescribed in SEBI Regulations.</p>	Yes	Performance evaluation was conducted at the Board meeting dated 14/02/2023.
8.	<p><u>Related Party Transactions:</u> (a) The listed entity has obtained prior approval of Audit Committee for all the Related party transactions. (b) In case no prior approval obtained, the listed entity shall provide detailed reasons along with confirmation whether the transactions were subsequently approved/ratified/rejected by the Audit committee.</p>	Yes	—
9.	<p><u>Disclosure of events or information:</u> The listed entity has provided all the required disclosure(s) under Regulation 30 along with Schedule III of SEBI LODR Regulations, 2015 within the time limits prescribed thereunder.</p>	Yes	—
10.	<p><u>Prohibition of Insider Trading:</u> The listed entity is in compliance with Regulation 3(5) & 3(6) SEBI (Prohibition of Insider Trading) Regulations, 2015.</p>	Yes	—
11.	<p><u>Actions taken by SEBI or Stock Exchange(s), if any:</u> No Actions taken against the listed entity/ its promoters /directors/subsidiaries either by SEBI or by Stock Exchanges (including under the Standard Operating Procedures issued by SEBI through various circulars) under SEBI Regulations and circulars/ guidelines issued thereunder</p>	Yes	—
12.	<p><u>Additional Non Compliances, if any:</u> No any additional non-compliance observed for all SEBI regulation/circular/guidance note etc.</p>	No	It is observed that attendance of Independent Directors at the Board Meeting held on 27 th May,2022 was shown as 2 instead of 3 in the Corporate Governance report for the June Quarter.

ANNUAL REPORT 2022-23

Compliances related to resignation of statutory auditors from listed entities and their material subsidiaries as per SEBI Circular CIR/CFD/CMD1/114/2019 dated 18th October, 2019:

Sr. No.	Particulars	Compliance Status(Yes/No/NA)	Observations/ Remarks by PCS
1.	Compliances with the following conditions while appointing/re-appointing an auditor.		
	<ul style="list-style-type: none"> i. If the auditor has resigned within 45 days from the end of a quarter of a financial year, the auditor before such resignation, has issued the limited review/ audit report for such quarter; or ii. If the auditor has resigned after 45 days from the end of a quarter of a financial year, the auditor before such resignation, has issued the limited review/ audit report for such quarter as well as the next quarter; or iii. If the auditor has signed the limited review/ audit report for the first three quarters of a financial year, the auditor before such resignation, has issued the limited review/ audit report for the last quarter of such financial year as well as the audit report for such financial year 	NA	No Resignation of Auditor has taken place during the year under review.
2.	<p>Other conditions relating to resignation of statutory auditor</p> <ul style="list-style-type: none"> i. Reporting of concerns by Auditor with respect to the listed entity/its material subsidiary to the Audit Committee: <ul style="list-style-type: none"> a) In case of any concern with the management of the listed entity/material subsidiary such as non-availability of information / non-cooperation by the management which has hampered the audit process, the auditor has approached the Chairman of the Audit Committee of the listed entity and the Audit Committee shall receive such concern directly and immediately without specifically waiting for the quarterly Audit Committee meetings. 	NA	No Resignation of Auditor has taken place during the year under review.

	<p>b) In case the auditor proposes to resign, all concerns with respect to the proposed resignation, along with relevant documents has been brought to the notice of the Audit Committee. In cases where the proposed resignation is due to non-receipt of information / explanation from the company, the auditor has informed the Audit Committee the details of information / explanation sought and not provided by the management, as applicable.</p> <p>c) The Audit Committee / Board of Directors, as the case may be, deliberated on the matter on receipt of such information from the auditor relating to the proposal to resign as mentioned above and communicate its views to the management and the auditor.</p> <p>ii. Disclaimer in case of non-receipt of information: The auditor has provided an appropriate disclaimer in its audit report, which is in accordance with the Standards of Auditing as specified by ICAI / NFRA, in case where the listed entity/ its material subsidiary has not provided information as required by the auditor.</p>		
<p>3.</p>	<p>The listed entity / its material subsidiary has obtained information from the Auditor upon resignation, in the format as specified in Annexure-A in SEBI Circular CIR/ CFD/CMD1/114/2019 dated 18th October, 2019.</p>	<p>NA</p>	<p>No Resignation of Auditor has taken place during the year under review.</p>

ANNUAL REPORT 2022-23

(a) The listed entity has complied with the provisions of the above Regulations and circulars/ guidelines issued thereunder, except in respect of matters specified below:-

Sr. No	Compliance Requirement (Regulations/ Circulars / Guidelines Including Specific Clause)	Regulation/ Circular No.	Deviations	Action taken by	Type of Action	Details of Violation	Fine Amount	Observations/ Remarks of The Practicing Company Secretary	Management Response	Remarks
1	Corporate Governance Report- Regulation 27 of SEBI (LODR), 2015.	Regulation 27 of SEBI (LODR), 2015.	It is observed that attendance of Independent Directors at the Board Meeting held on 27th May, 2022 was shown as 2 instead of 3 in the Corporate Governance report for the June Quarter.	---	---	It is observed that attendance of Independent Directors at the Board Meeting held on 27th May, 2022 was shown as 2 instead of 3 in the Corporate Governance report for the June Quarter.	---	The Company is advised to take due care in future.	---	---

(b) The listed entity has taken the following actions to comply with the observations made in previous reports:

Sr. No	Compliance Requirement (Regulations/ Circulars / Guidelines Including Specific Clause)	Regulation/ Circular No.	Deviations	Action taken by	Type of Action	Details of Violation	Fine Amount	Observations/ Remarks of The Practicing Company Secretary	Management Response	Remarks
1	Issue of Duplicate share Certificate shall be effected within a period of thirty days from the date of such lodgement as per Regulation 39(2) of SEBI LODR, 2015.	Regulation 39 (2) & (3) of SEBI LODR, 2015	A request for issue of Duplicate share Certificate representing held by concerned shareholder in physical form was processed in seventy-one days as against a period of thirty days from the date of such lodgement. Also, the information regarding loss of share certificates was not submitted to the Stock exchange within two days from getting information about the same.	---	---	Delay in processing a request for Duplicate share certificate and non-submission of information regarding loss of share certificates to the Stock exchange within prescribed time.	---	As per Registrar and Share Transfer Agent appointed by the company, they could not process the request within prescribed 30 days' time due to COVID-19 pandemic second wave situation. As submitted by the company duplicate share certificate for physical shares were issued to the concerned shareholder within reasonable time. However, intimation of loss and issuance of duplicate share certificate could not be made due to work from home situation on account of COVID-19 second wave.	The management responded that this compliance was delayed due to Covid 19 and work from home situation.	The company has taken due care of the same.

KEYNOTE FINANCIAL SERVICES LIMITED

Sr. No	Compliance Requirement (Regulations/ Circulars / Guidelines Including Specific Clause)	Regulation/ Circular No.	Deviations	Action taken by	Type of Action	Details of Violation	Fine Amount	Observations/ Remarks of The Practicing Company Secretary	Management Response	Remarks
2	The listed entity shall publish the information specified in Regulation 47(1) in the newspaper simultaneously with the submission of the same to the stock exchange.	Regulation 47(3) of SEBI LODR, 2015.	The Company submitted the Notice of Annual General Meeting to the Stock Exchange on 2nd September 2021 as prescribed under Regulation 34 of LODR and the same was to be published simultaneously in Newspaper. The Company published the same in the newspaper on 4th September 2021.	---	---	The Company submitted the Notice of Annual General Meeting to the Stock Exchange on 2nd September 2021 as prescribed under Regulation 34 of LODR and the same was to be published simultaneously in Newspaper. The Company published the same in the newspaper on 4th September 2021.	---	As per the Company, Due to some technical reasons, the advertisement could not be published on 3rd September 2021. However, it was published on 4th September, 2021, the next day.	The Company has taken care of this in the current financial year.	---
3.	Pursuant to Regulation 17(6) (e) (ii) of LODR, the fees payable to Executive directors who are promoters, if exceeds 5% of the net profits of the listed Company, needs to be approved by the shareholders by passing Special resolution.	Regulation 17(6)(e) SEBI LODR, 2015.	The Company passed an Ordinary resolution for approval of remuneration of the concerned Director as against the requirement of Special resolution under Regulation 17(6) (e) SEBI LODR, 2015.	---	---	The fees / compensation payable to Executive Directors, -and who are promoters / members of the promoter group exceeds 5 per cent of the net profits of the listed Company. The fee payable to such Executive Directors was approved by the shareholders by way of ordinary Resolution as against Special Resolution as required under Regulation 17(6) (e) (ii) of LODR.	---	As submitted by the company, approval of shareholder for appointment and payment of remuneration to the executive directors was obtained in the AGM held on 30th September, 2020 & 29th September, 2021 as an ordinary resolution in compliance with Companies Act requirement. Company has noted and undertaken to get the same ratified from shareholders in ensuing AGM as a special resolution as prescribed in SEBI (LODR) Regulations	Company ratified the same from shareholders in the AGM held in 2022 as a special resolution as prescribed in SEBI (LODR) Regulations.	---

For Uma Lodha & Co.

**Uma Lodha
Practicing Company Secretary
FCS No. : 5363
C.P. No.2593**

UDIN: F005363E000346946

Peer Review Certificate No. 950/2020

**Place: Mumbai
Date: 26/05/2023**

MANAGEMENT DISCUSSION AND ANALYSIS REPORT

Industry structure and developments

During F.Y. 2022-23, overall public equity fund raising dropped by about 56% as compared to F.Y. 2021-22. This financial year saw the largest IPO of Life Insurance Corporation of India. The primary market conditions remained volatile and was not very conducive for IPO activity. The overall response from public was also moderate. Average listing gain also fell by about 10% in comparison of the previous financial year. Mobilization of resources through Right issue was also lower compared to the last financial year. Inflation has emerged as a global challenge owing to increase in energy prices, disruption of global supply chain & raising freight cost etc. However, India has emerged as one of the fastest growing economy in the world and an attractive investment destination. The flow of investment in India has been increasing for the past few years. The financial year saw many Companies filing their offer documents with SEBI for approval and primary market activity is likely to improve in tandem with secondary market.

Your Company continued to provide services to various clients & could complete few assignments on Buy Back, Takeover Offers & Rights Issues. The Company also concluded a few corporate finance mandates & continued to provide valuations & advisory services to various Corporate/ESOP clients. Company established its practice of providing services to Alternative Investment Funds (AIFs) as mandated by SEBI. During past financial year, Keynote provided Due Diligence Certifications for 15 AIFs & Annual Certifications for 24 AIFs. Further, Company has many more mandates to be serviced in this sphere.

Besides this Company is able to bag 3 mandates for acting as Merchant Banker to Main Board IPOs. Though overall financial performance during the financial year was subdued, management hopes to achieve better results based on mandates on hand which are likely to be completed during the next financial year.

Opportunities & Threats

Your company is committed to provide efficient services boosted by its strength in ECM market and execution capabilities. We look at various opportunities to bag mandate in the mid-market segment. The volatility in the capital market on account of various developments in domestic as well as global markets is likely to continue.

Segment-wise performance

During the financial year, ECM mandates were executed besides Corporate Finance mandates in the form of M&A, Valuation services & ESOP advisory services. A new vertical of providing Due Diligence services to AIFs is now well established and company could provide services to various AIFs during the financial year.

The total revenue from sale of services for the F.Y. 2022-23 was ₹ 604.62 lakhs as compared to ₹ 446.13 lakhs for the financial year ended 2021-22.

Outlook

The outlook for the current financial year in the industry segment in which your Company operates remains uncertain. Though the pipeline for IPOs is strong, the IPO activity is likely to remain muted for the first couple of quarters in the next financial year because of combination of domestic & foreign developments.

Risks & Concerns

The size of your Company is a concern given the segment in which it operates. However, your Company also

enjoys a niche in the segment in which it operates for providing value added and efficient services to its clients. It may be increasingly difficult to compete for your Company for securing large size mandates.

Internal Control systems and their adequacy

The company being in existence as Merchant Banker since past several years has developed well-structured internal control systems to conduct the business within the framework of Regulations. The present structure & systems are adequate and commensurate to the size of operations of your company.

Discussion on financial performance with respect to operational performance

Your company has been continuing to adopt the policy of being selective while accepting the assignments. Company has been able to get mandates from good corporate houses and companies. Improved financial market is likely to have positive impact on financial performance of the company. The management is striving hard to continue to look out for good and large mandates to execute enabling the company to sustain its performance.

Material developments in Human Resources/Industrial Relations front, including number of people employed

Company has been adopting a policy of appointing key personnel for various segments. There are no material adverse developments in human resources/industrial relations front. Company continues to operate with the sleek employee structure.

Significant changes in Key Financial Ratios (i.e. change of 25% or more as compared to the immediately previous financial year) along with detailed explanations thereof

(i) Debtors Turnover

Debtors to turnover ratio was at around 6.44 times as against around 8.73 times as at the end of previous financial year. Your company is a service provider & have adopted the policy of raising the invoices on the clients on completion of the milestone as per respective engagement letters. As a result, the outstanding debtors are not significant. However, some of the debtors remain outstanding at the end of financial year which are mostly recovered in the next financial year.

(ii) Inventory Turnover

Being into services business not applicable.

(iii) Interest Coverage Ratio

Your company is debt free.

(iv) Current Ratio

Current Ratio for this financial year is about 17.35% as against 19.14% for the previous financial year. This is particularly on account of provision for fair value adjustments in current investment as per requirements of IND-AS.

(v) Debt Equity Ratio

Your company is debt free.

(vi) Operating Profit Margin (%)

The operating profit margins stood at 0.11% as against the profit 0.39% reported in the previous financial year. During the year profitability is reduced on account of decline in net gain on fair value of investments as per accounting standards.

(vii) Net Profit Margin (%)

The net profit margin is at 0.07% during current financial year as against 0.40% previous year.

(viii) Sector-specific equivalent ratios:

Not applicable

Details of any change in Return on Net Worth as compared to the immediately previous financial year along with a detailed explanation thereof.

There has been a fall in Return on networth which stood at 0.01% as against 0.06% during previous financial year. Same is attributed to completion of very few assignments on hand, substantial decrease in net gain on fair value of investments coupled with constant expenses on account of salary & administrative costs.

DISCLOSURE OF ACCOUNTING TREATMENT

Your Company follows Accounting Standards as prescribed by Institute of Chartered Accountants of India (ICAI) for preparation of financial statements; there is no other such different treatment followed for the same.

REPORT OF THE DIRECTORS ON CORPORATE GOVERNANCE

COMPANY’S PHILOSOPHY ON CODE OF GOVERNANCE

The philosophy of governance has been deeply rooted in the culture of the Company over a long period of time. The Company continues to deliver value to its various stakeholders. The practice of responsible governance has enabled the Company to maintain sustainability, while meeting the expectations of all stakeholders and the society at large. Besides complying with Regulation 34 of the Securities and Exchange Board of India (Listing Obligations and Disclosure Requirements) Regulations, 2015 (“Listing Regulations”) the Company has adopted various practices and set reasonable standards for conducting business. The Company endeavors to improve upon aspects like transparency, professionalism, accountability and fair disclosures, on an ongoing basis and takes necessary steps towards growth and enhancing value for its shareholders.

The Company has complied with all the regulations stipulated by the Securities Exchange Board of India (SEBI) in the Listing Regulations.

GOVERNANCE FRAMEWORK

The Company’s Governance structure consists of Board of Directors, its Committees and the Management.

BOARD STRUCTURE:

Board Leadership:

The Company has a well-balanced Board of Directors with members from diverse backgrounds who have experience and expertise in various fields. Out of 6 members on the Board, 3 are Independent Directors who are well known for their wealth of experience, high standards of governance and independence. The Board over the period of years has created a culture of leadership to provide long-term vision and policy approach to improve performance and quality of governance in the Company. It has played a primary role in providing strategic direction to the management coupled with giving responsibility and accountability to deliver value with highest level of transparency and integrity.

Board Committees:

The Committees have been constituted by the Board with specific terms of reference and have an optimum representation of Board members. These Committee members meet at such frequency as is necessary to address the responsibilities and tasks assigned to them. Presently there are four (4) Committees of the Board viz., Audit Committee, Stakeholders Relationship Committee, Nomination and Remuneration Committee and Management Committee (Non-mandatory).

BOARD OF DIRECTORS

Composition:

The composition of the Board is in conformity with Regulation 17(1) of Listing Regulation as well as the Companies Act, 2013. The Company has an optimum representation of Independent Directors on the Board of Directors of the Company.

The composition of the Board of Directors of the Company as on 31st March, 2023 is as follows:

Category	:	Name of Directors
Non-Independent Directors	:	* Shri. Vineet Suchanti - Executive Director * Smt. Rinku Suchanti - Executive Director Shri. Uday S. Patil - Executive Director
Independent Directors	:	Shri. Anish Malhotra - Non-Executive Director Shri. Manish Desai - Non-Executive Director Shri. Shishir Dalal - Non-Executive Director

* Promoter Director

ANNUAL REPORT 2022-23

Smt. Rinku Vineet Suchanti is the spouse of Shri Vineet Suchanti. None of the other directors are related to any other director on the Board.

Board Meetings held during the financial year 2022-2023.

The Board of Directors had met 4 (Four) times during the Financial Year 2022-2023. These meetings were held on 27th May, 2022, 12th August, 2022, 14th November, 2022 and 13th February, 2023.

The Composition of Board of Directors, attendance at the Board Meetings and the last Annual General Meeting as on 31st March, 2023, as applicable, is tabulated hereunder :

Name of the Director	No. of Board Meeting attended	Attendance at previous AGM on 28/09/2022	*No. of outside Directorships held (Excluding Keynote Financial Services Limited)	No. of Membership/ Chairmanship in other Board Committees (Excluding Keynote Financial Services Limited)		Nature of Directorship in the Company
				Member	Chairman	
Shri Vineet Suchanti [DIN : 00004031]	4	Yes	4	3 #	2 ##	Executive
Shri Uday S. Patil [DIN : 00003978]	4	Yes	3	Nil	Nil	Executive
Shri Anish Malhotra [DIN : 02034366]	1	No	Nil	Nil	Nil	Non-Executive & Independent
Shri Manish Desai [DIN : 02925757]	4	Yes	2	Nil	Nil	Non-Executive & Independent
Smt. Rinku Suchanti [DIN : 00012903]	4	Yes	1	Nil	Nil	Executive
Shri Shishir Dalal (DIN : 00007008)	4	Yes	4	6@	5@@	Non-Executive & Independent

* Excludes Directorship in Private Limited companies, Foreign Companies and companies registered under Section 8 of the Companies Act, 2013.

Member of "Stakeholder Relationship Committee", "Corporate Social Responsibility (CSR) Committee" and "Share Transfer Committee" of LKP Finance Limited.

Chairman of "Audit Committee" and "Nomination and Remuneration Committee" of LKP Finance limited.
@ Member of "Nomination and Remuneration Committee", "Risk Management Committee" and "Executive (Credit) Committee" of Sustainable Agro-Commercial Finance Limited.

@ Member of "Audit Committee" of Remsons Industries Limited and Transwarranty Finance Limited. Member of "Stakeholder Relationship Committee" of Remsons Industries Limited. Member of "Nomination and Remuneration Committee" of Sustainable Agro-Commercial Finance Limited. Member of "Risk Management Committee" of Sustainable Agro-Commercial Finance Limited. Member of "Executive Credit Committee" of Sustainable Agro-Commercial Finance Limited.

@ @ Chairman of "Audit Committee" of Windsor Machines Limited and Sustainable Agro-Commercial Finance Limited. Chairman of "Nomination and Remuneration Committee" of Windsor Machines Limited. Chairman of "Corporate Social Responsibility (CSR) Committee" of Windsor Machines Limited and Sustainable Agro-Commercial Finance Limited

KEYNOTE FINANCIAL SERVICES LIMITED

Name of other listed entities where Directors of the Company are Directors and Category of Directorship:

Sr. No.	Name of Director	Name of Listed entities in which the concerned Director is a Director	Category of Directorship
1.	Shri Vineet Suchanti	LKP Finance Limited	Independent Director
2.	Shri Uday S. Patil	_____	_____
3.	Smt. Rinku Suchanti	_____	_____
4.	Shri Shishir Dalal	Windsor Machines Limited. Sustainable Agro-Commercial Finance Limited Transwarranty Finance Limited Remsons Industries Limited	Independent Director
5.	Shri Manish Desai	_____	_____
6.	Shri Anish Malhotra	_____	_____

Skills / Expertise / Competencies of the Board of Directors:

The following is the list of core skills / expertise / competencies identified by the Board of Directors as required in the context of the Company's business and that the said skills are available with the Board Members:

Sr. No.	Skills / expertise / competencies	Name of the Directors
1.	Business Strategy, Marketing, Administration, Decision Making	Shri. Vineet Suchanti and Shri. Uday S. Patil
2.	Financial and Management skills	Shri. Vineet Suchanti, Shri. Uday S. Patil and Smt. Rinku Suchanti
3.	Professional skills and specialized knowledge in relation to Company's business.	Shri. Vineet Suchanti, Shri. Uday S. Patil, Shri. Shishir Dalal, Shri. Manish Desai and Shri. Anish Malhotra.
4.	Legal, Compliance & Governance, Information Technology	Shri. Uday S. Patil, Shri. Manish Desai

INDEPENDENT DIRECTORS:

The Independent Directors have submitted declarations that they meet the criteria of independence as per the provisions of the Companies Act, 2013 and the Listing Regulations; a statement in this regard forms part of the Board's Report. The Company had also issued formal appointment letters to all the Independent Directors in the manner provided under the Companies Act, 2013 and SEBI (LODR) Regulations, 2015. A sample of the letter of appointment is available on the website of the Company and can be accessed through the link: https://keynoteindia.net/wp-content/uploads/document_hosting/AppointmentLetters_CorporateGovernance/Appointment%20Letters%20to%20Independent%20Directors.pdf

The shareholding of the Executive and Non-Executive & Independent Directors of the company as on 31st March, 2023 is as follows:

Name of the Director	Nature of Directorship	No. of Shares held	% to the paid up Share Capital
Shri. Vineet Suchanti	Managing Director	11,977	0.17
Shri. Uday S. Patil	Whole Time Director & CFO	2,600	0.03
Smt. Rinku Suchanti	Whole Time Director	3,802	0.05
Shri. Anish Malhotra	Independent Director	Nil	Nil
Shri. Manish Desai	Independent Director	Nil	Nil
Shri. Shishir Dalal	Independent Director	Nil	Nil

Board Procedures

The Board meets at least once in a quarter to review financial results and operations of the Company. In addition to the above, the Board also meets as and when necessary to address specific issues concerning the businesses of the Company. The tentative annual calendar of Board Meetings for the ensuing year is decided in advance by the Board.

The Board Meetings are governed by a structured Agenda. The Agenda along with detailed explanatory notes and supporting material are circulated in advance before each meeting to all the Directors for facilitating effective discussion and decision making. The Board members are, appraised on the overall performance of the Company through presentations and detailed notes on a quarterly basis.

Presentations are also made by the Executive Directors on the Company's plans, performance, operations and other matters on a periodic basis. The Board has complete access to any information within the Company which includes the information as specified in Part A of Schedule II SEBI (LODR) Regulations, 2015 and they are updated about their roles and responsibilities in the Company.

The Board, inter alia, reviews annual operating and capital expenditure plans and budgets, financial statements of business segments, compliance report(s) of all laws applicable to the Company, major legal and tax issues, policies/charters of committees of the Company, appointment and remuneration to Directors, minutes of the Board Meetings of the Company's subsidiary companies, significant transactions and arrangements entered into by the unlisted subsidiary companies, risk management, transactions involving sale of material investments, subsidiaries, assets, which are not in normal course of business, foreign currency exposure, status of all investments made by the Company, minutes of meetings of the Committees of the Board, declaration of dividend, issue of securities, short-term borrowings, any other proposal from the management regarding mergers, acquisitions and restructuring of investments, etc.

The proceedings of each meeting of the Board and its Committees are captured in accordance with the provisions of the Companies Act, 2013 and Companies (Meetings of Board and its Powers) Rules, 2014.

Directors' Induction and Familiarization

The provision of an appropriate induction for new Directors and ongoing familiarization for existing Directors is a major contributor to the maintenance of high Corporate Governance standards of the Company.

The Management is responsible for ensuring that such familiarization programme is provided to Directors.

The Independent Directors, from time to time request management to provide detailed understanding of any specific project, activity or process of the Company. The management provides such information and training either at the meeting of Board of Directors or otherwise. The induction process is designed to:

- a. Build an understanding of the Company, its businesses and the markets and regulatory environment in which it operates;
- b. Provide an appreciation of the role and responsibilities of the Director;
- c. Fully equip Directors to perform their role on the Board effectively; and
- d. Develop understanding of Company's people and its key stakeholder relationships.

Upon appointment, Directors receive a Letter of Appointment setting out in detail, the terms of appointment, duties, responsibilities and expected time commitments. In addition to the extensive induction and training provided as part of the familiarization programme, the Independent Directors are also taken through various business and functional sessions in the Board meetings including the Board meetings to discuss strategy.

The details of Director's induction and familiarization are available on the Company's website at <https://keynoteindia.net/wp-content/uploads/2022/03/Details-of-Familiarization-Programmes-for-Independent-Directors-during-the-Financial-Year-2021-22.pdf>

Separate Independent Directors' Meeting:

In accordance with the provisions of Schedule IV (Code for Independent Directors) of the Companies Act, 2013 and Regulation 25(3) of Listing Regulations, a meeting of the Independent Directors of the Company was held on 13th February, 2023, without the attendance of Non-Independent Directors and members of the management. The Company Secretary of the Company acts as the Secretary to the Independent Directors' Meeting.

Evaluation of Board Effectiveness

In terms of provisions of the Companies Act, 2013 read with Rules issued there under and Part D of Schedule II of SEBI (LODR) Regulations, 2015, the Board of Directors, on recommendation of the Nomination and Remuneration Committee, have evaluated the effectiveness of the Board. Accordingly, the performance evaluation of the Board, each Director and the Committees was carried out for the financial year ended 31st March, 2023. The evaluation of the Directors was based on various aspects which, inter alia, included the level of participation in the Board Meetings, understanding of their roles and responsibilities, business of the Company along with the environment and effectiveness of their contribution.

Committees of the Board

The Committees constituted by the Board play a very important role in the governance structure of the Company. The terms of reference of these Committees are approved by the Board and are in line with the requirements of Companies Act, 2013 and SEBI (LODR) Regulations, 2015. The minutes of Committee meetings are tabled at the Board meetings and the Chairman of each Committee briefs the members of the Board on the important deliberations and decisions of the respective Committees. The minutes of the proceedings of the Committee Meetings are captured in the same manner as the Board Meetings and in accordance with the provisions of the Companies Act, 2013.

The Board has currently established the following statutory and non-statutory Committees.

AUDIT COMMITTEE

The Audit Committee has played an important role in ensuring the financial integrity of the Company. The Audit Committee's role includes oversight of the financial reporting process, the audit process, the adequacy of internal

ANNUAL REPORT 2022-23

controls and compliance with applicable laws and regulations. The composition of the Audit Committee is in line with provisions of Section 177 of the Companies Act, 2013 and Regulation 18 of SEBI (LODR) Regulations, 2015. The members of the Audit Committee are financially literate and have requisite experience in financial management.

The Committee invites the Non Executive Director, Chief Financial Officer (CFO) and Statutory Auditor to attend its meetings.

The previous Annual General Meeting (AGM) of the Company was held on 28th September, 2022 and was attended by Shri. Shishir Dalal, Chairman of Audit Committee.

The composition of the Audit Committee of the Board of Directors of the Company along with the details of the meetings held and attended during the financial year ended 31st March, 2023 are detailed below:

The Audit Committee comprises of three (3) members namely Shri. Shishir Dalal, Shri. Uday Patil and Shri. Manish Desai.

The Committee met Four (4) times during the year under review. The audit committee met prior to the finalization of the accounts for the year ended 31st March, 2023.

Sr. No.	Name of the Director	Designation in Committee	Nature of Directorship in the Company	No. of Meetings attended upto 31 st March, 2023
1.	Shri. Shishir Dalal	Chairman	Independent	4
2.	Shri. Manish Desai	Member	Independent	4
3.	Shri. Uday S. Patil	Member	Executive	4

The necessary quorum was present for all the meetings. The Company Secretary of the Company acts as Secretary to the Audit Committee.

The scope of activities and terms of reference of the Audit Committee is governed by a Charter which is in line with the provisions of Section 177 of the Companies Act, 2013 and Regulation 18 of SEBI (LODR) Regulations, 2015.

A. The Role of the Audit Committee, inter alia, includes the following:

- 1) Oversight of the listed entity's financial reporting process and the disclosure of its financial information to ensure that the financial statement is correct, sufficient and credible;
- 2) Recommendation for appointment, remuneration and terms of appointment of auditors of the listed entity;
- 3) Approval of payment to statutory auditors for any other services rendered by the statutory auditors;
- 4) Reviewing with the management, the annual financial statements and auditor's report thereon before submission to the board for approval, with particular reference to:
 - a. Matters required to be included in the Director's responsibility statement to be included in the Board's report in terms of clause (c) of sub-section (3) of Section 134 of the Companies Act, 2013;
 - b. Changes, if any, in accounting policies and practices and reasons for the same;
 - c. Major accounting entries involving estimates based on the exercise of judgment by management;
 - d. Significant adjustments made in the financial statements arising out of audit findings;
 - e. Compliance with listing and other legal requirements relating to financial statements;

- f. Disclosure of any related party transactions;
 - g. Modified opinion(s) in the draft audit report;
- 5) Reviewing with the management, the quarterly financial statements before submission to the board for approval;
 - 6) Reviewing with the management, the statement of uses/application of funds raised through an issue (public issue, rights issue, preferential issue, etc.), the statement of funds utilized for purposes other than those stated in the offer document/prospectus/notice and the report submitted by the monitoring agency monitoring the utilisation of proceeds of a public or rights issue, and making appropriate recommendations to the board to take up steps in this matter;
 - 7) Reviewing and monitoring the auditor's independence and performance, and effectiveness of audit process;
 - 8) Approval or any subsequent modification of transactions of the listed entity with related parties;
 - 9) Scrutiny of inter-corporate loans and investments;
 - 10) Valuation of undertakings or assets of the listed entity, wherever it is necessary;
 - 11) Evaluation of internal financial controls and risk management systems;
 - 12) Reviewing with the management, performance of statutory and internal auditors, adequacy of the internal control systems;
 - 13) Reviewing the adequacy of internal audit function, if any, including the structure of the internal audit department, staffing and seniority of the official heading the department, reporting structure coverage and frequency of internal audit;
 - 14) Discussion with internal auditors of any significant findings and follow up there on;
 - 15) Reviewing the findings of any internal investigations by the internal auditors into matters where there is suspected fraud or irregularity or a failure of internal control systems of a material nature and reporting the matter to the board;
 - 16) Discussion with statutory auditors before the audit commences, about the nature and scope of audit as well as post-audit discussion to ascertain any area of concern;
 - 17) To look into the reasons for substantial defaults in the payment to the depositors, debenture holders, shareholders (in case of non-payment of declared dividends) and creditors;
 - 18) To review the functioning of the whistle blower mechanism;
 - 19) Approval of appointment of Chief Financial Officer after assessing the qualifications, experience and background, etc. of the candidate;
 - 20) Carrying out any other function as is mentioned in the terms of reference of the Audit Committee.

B. The Audit Committee shall mandatorily review the following information:

- 1) Management discussion and analysis of financial condition and results of operations;
- 2) Statement of significant related party transactions (as defined by the Audit Committee), submitted by management;
- 3) Management letters/letters of internal control weaknesses issued by the Statutory Auditors;
- 4) Internal audit reports relating to internal control weaknesses; and

ANNUAL REPORT 2022-23

- 5) The appointment, removal and terms of remuneration of the Chief Internal Auditor shall be subject to review by the Audit Committee.
- 6) Statement of deviations:
 - a. Quarterly statement of deviation(s) including report of monitoring agency, if applicable, submitted to stock exchange(s) in terms of Regulation 32(1).
 - b. Annual statement of funds utilized for purposes other than those stated in the offer document/prospectus/notice in terms of Regulation 32(7).

NOMINATION AND REMUNERATION COMMITTEE

The Nomination and Remuneration Committee broadly plays a dual role of determining the composition of the Board based on need and requirements of the Company from time to time and determines the overall compensation framework and policy for Directors, Senior Management and Employees. The Committee further reviews that the human resource practices of the Company are effective in maintaining and retaining a competent workforce.

The composition of the "Nomination and Remuneration Committee" is in compliance with the provisions of Section 178 of the Companies Act, 2013 and Regulation 19 of SEBI (LODR) Regulations, 2015.

The Committee met three (3) times during the financial year ended 31st March, 2023 on 27th May, 2022, 12th August, 2022 and 13th February, 2023. The composition of the Nomination and Remuneration Committee of the Board of Directors of the Company along with the details of the meetings held and attended by the members of the Committee during the financial year ended 31st March, 2023 is detailed below:

The details of Nomination and Remuneration Committee are as follows:

Sr. No.	Name of the Director	Designation in Committee	Nature of Directorship in the Company	No. of Meetings attended up to 31 st March, 2023
1.	Shri. Manish Desai	Chairman	Independent	3
2.	Shri. Anish Malhotra	Member	Independent	2
3.	Shri. Shishir Dalal	Member	Independent	3

The Company Secretary of the Company acts as Secretary to the "Nomination and Remuneration Committee.

The Nomination and Remuneration Committee is empowered, pursuant to its terms of reference, *inter alia*, to:

1. Identify persons who are qualified to become Directors and persons who may be appointed in Senior management in accordance with the criteria laid down, and recommend to the Board their appointment and removal;
2. Carry on the evaluation of every Director's performance;
3. Formulate criteria for determining qualifications, positive attributes and independence of a Director;
4. Recommend to the Board a policy, relating to the remuneration of the Directors, Key Managerial Personnel and other employees;
5. Formulate criteria for evaluation of Independent Directors and the Board;

6. Devise a policy on Board Diversity; and
7. Undertake any other matters as the Board may decide from time to time.

In accordance with Section 178 of the Companies Act, 2013 and Clause 49 of the Listing Agreement, the Board of Directors at their meeting held on 11th November, 2014 formulated the Nomination and Remuneration Policy of the Company on the recommendations of the Nomination and Remuneration Committee.

Nomination and Remuneration Policy of the Company:

In accordance with the Nomination and Remuneration Policy, the Nomination and Remuneration Committee has, inter alia, the following responsibilities:

1. **Formulate the criteria for appointment as a Director:** The Committee shall formulate criteria, and review them on an ongoing basis, for determining qualifications, skills, expertise, qualities, positive attributes required to be a Director of the Company.
2. **Identify persons who are qualified to be Directors:** The Committee shall identify persons who are qualified to become Directors and who satisfy the criteria laid down. The process of identification shall include ascertaining, meeting, screening and reviewing candidates for appointment as Directors, whether Independent, Non-Executive or Executive.
3. **Nominate candidates for Directorships subject to the approval of Board:** The Committee recommends to the Board the appointment of potential candidates as Non-Executive Director or Independent Director or Executive Director, as the case may be.
4. **Approve the candidates required for Senior Management positions:** The Committee shall lay down criteria including qualifications, skills, expertise and qualities required for senior management positions like Managing Director, CFO, Company Secretary and Executive Directors of the Company.
5. **Evaluate the performance of the Board:** The Committee shall determine a process for evaluating the performance of every Director, Committees of the Board and the Board. The Committee may seek the support and guidance of external experts and agencies for this purpose.
6. **Evaluate the performance of the Managing Director or Whole-time Director and determine the Executive compensation:** The Committee shall evaluate the performance of the Managing Director by setting his Key Performance Objectives at the beginning of each financial year. The Committee shall also approve his/her/their compensation package(s) in accordance with applicable laws, in line with the Company's objectives, shareholders' interests, comparable with industry standards and which shall have an adequate balance between fixed and variable component.
7. **Review performance and compensation of Senior Management:** The Committee shall review the performance of the senior management of the Company. The Committee shall ensure that the remuneration to the Key Managerial Persons and Senior Management involves a balance between fixed and incentive pay reflecting short and long term performance objectives appropriate to the working of the Company and its goals.
8. **Recommend to the Board, commission (if any) to the Non-Executive Directors:** The Committee shall recommend the commission payable to the Non-Executive Directors, including Independent Directors, to the Board of Directors of the Company after considering their contribution to the decision making at meetings of the Board/Committees, participation and time spent as well as providing strategic inputs and supporting the highest level of corporate governance and Board effectiveness. It shall be within the overall limits fixed by the shareholders of the Company.

Details of remuneration paid to Non-Executive Directors during the year 2022-2023:

During the financial year ended 31st March, 2023, the Company paid ₹ 90,000/- (Rupees Ninety Thousand) as sittings fees for attending the Board meetings to the Independent Directors.

Details of the remuneration paid to the Executive Directors of the Company for the Financial Year ended 31st March, 2023 is as follows:

During the financial year ended 31st March, 2023, the Company paid a total amount of ₹ 1,20,07,608/- (Rupees. One crore twenty lakh seven thousand six hundred) to Whole-Time Directors of the Company. Company has not granted any stock options to any of its directors.

STAKEHOLDERS RELATIONSHIP COMMITTEE

In the Financial Year 2014-2015, the nomenclature of the “Shareholders/Investors Grievance Committee” was changed to “Stakeholders Relationship Committee” pursuant to the provisions of Section 178 of the Companies Act, 2013. The composition of the Stakeholder Relationship Committee is in compliance with the provisions of Section 178 of the Companies Act, 2013 and Regulation 20 of the SEBI (LODR) Regulations, 2015.

Stakeholders Relationship Committee of Directors look into the redressal of shareholder and investors complaints like transfer of shares, non-receipt of balance sheet, non-receipt of declared dividends etc. The Company has also been enlisted in the new SEBI compliant redressal system (SCORES) enabling the investors to register their complaint if any for speedy redressal.

The details of Stakeholders Relationship Committee is as follows:

Sr. No.	Name of the Director	Designation in Committee	Nature of Directorship in the Company	No. of Meetings attended up to 31 st March, 2023
1.	Shri. Manish Desai	Member	Independent	1
2.	Shri. Vineet Suchanti	Chairman	Executive	1
3.	Shri. Uday S. Patil	Member	Executive	1

During the Financial Year 2022-2023, few communications were received from shareholders and Investors. These communications were of routine nature regarding corrections/change in address, and issuance of demand draft against dividend warrant due to expiry of the date etc and were addressed promptly.

All valid requests for share transfer received during 2022-2023 have been acted upon by the Company and no transfer/grievances/complaints are pending.

The details of the complaints resolved during the Financial Year ended on 31st March, 2023 are as follows:

Number of Complaints	Received	Resolved	Closing
0	2	2	0

MANAGEMENT COMMITTEE

The Company has constituted a “Management Committee” (Non-mandatory) of Directors consisting of:

Sr. No.	Name of the Director	Designation in Committee	Nature of Directorship in the Company
1.	Shri Vineet Suchanti	Chairman	Executive
2.	Shri Uday S. Patil	Member	Executive

The said committee of Board of Director is constituted for the purposes of operational convenience in respect of Merchant Banking assignment handled by the company under the authority of Board of Directors in January, 2006. The committee has powers to open and operate Escrow/Special Accounts and/or any such accounts with Banks for take-over, Buy Back offers and other assignments accepted by the company in the course of Merchant Banking activities. The committee is also empowered to authorize any official of the company to do all the acts, deeds which they deem fit to comply with the requirement.

Further, at the Board Meeting held on 6th September, 2011, the Board had delegated powers to Management Committee to place the Inter Corporate Deposits (ICDs) with known corporate entities.

The Board of Directors of the Company at their meeting held on 7th February, 2013 delegated the powers to Management Committee comprising of Directors of the Company to give loan to the various body corporate.

THE DISCLOSURES OF THE COMPLIANCE WITH CORPORATE GOVERNANCE REQUIREMENTS SPECIFIED IN REGULATION 17 TO 27 AND REGULATION 46(2) OF SEBI (LISTING OBLIGATION & DISCLOSURE REQUIREMENTS) REGULATIONS, 2015

During the financial year the company has complied with all the requirements of Corporate Governance as specified in regulation 17 to 27 and Regulation 46(2) of SEBI (Listing Obligation and Disclosure Requirement) Regulations, 2015.

GENERAL BODY MEETINGS

Location and time of last three Annual General Meetings are as under:

Year	Venue	Date	Time
2019-2020	Through Video Conference or Other Audio-Visuals Means	30 th September, 2020	11.00 a.m.
2020-2021	Through Video Conference or Other Audio-Visuals Means	29 th September, 2021	11.00 a.m.
2021-2022	Through Video Conference or Other Audio-Visuals Means	28 th September, 2022	02.00 p.m.

ANNUAL REPORT 2022-23

Details of Special Resolutions passed in previous three Annual General Meetings.

Date of Annual General Meeting	Number of Special Resolutions passed	Details of Special Resolutions Passed
30 th September, 2020	1	<ul style="list-style-type: none">To Re-appoint Shri. Shirshir Dalal (DIN: 00007008), as an Independent Director of the Company for a second term. (w.e.f. 29th September, 2020 up to 28th September, 2025.
29 th September, 2021	1	<ul style="list-style-type: none">To approve the related party transactions which may exceed 10% of the annual consolidated turnover of the Company as per the Companies last Audited Financial Statements within the financial year 2021-22.
28 th September, 2022	1	<ul style="list-style-type: none">To ratify the remuneration paid to Executive Directors who are members of Promoter group.

All special resolutions set out in the notices for the Annual General Meetings were passed by the shareholders at the respective meetings with requisite majority.

Extraordinary General Meeting

During the year, no extraordinary General Meeting of the members was held.

Postal Ballot

During the year under review, the Company had not conducted any postal ballot. Further, none of the businesses proposed to be transacted at the ensuing AGM requires passing of a special resolution through postal ballot.

MEANS OF COMMUNICATION

1. Publication of quarterly financial results:

Quarterly, half-yearly, nine-monthly and annual financial results of the Company were published in English and vernacular language newspapers, viz., Free Press Journal and Navshakti, Mumbai newspapers. "Limited Review" by the Statutory Auditors of the Company for the quarterly results was sent to BSE Limited and National Stock Exchange of India Limited where the shares of the company are listed.

Shareholders can also access the quarterly results on the website of these exchanges where the equity shares of the company are listed i.e. BSE Limited www.bseindia.com and National Stock Exchange of India Limited www.nseindia.com.

2. Website and News Releases:

A separate dedicated section under 'Investors Relations' on the Company's website gives information of Unclaimed dividend, Annual Report, Quarterly/Half yearly/Nine-monthly and Annual financial results along with the applicable policies of the Company.

3. Stock Exchange:

Your Company makes timely disclosures of necessary information to BSE Limited (BSE) and the National

Stock Exchange of India Limited (NSE) in terms of the SEBI (LODR) Regulations, 2015 and other rules and regulations issued by SEBI.

4. NEAPS (NSE Electronic Application Processing System) and NSE Digital Portal:

NEAPS is a web-based application designed by NSE for corporates. All periodical compliance filings, inter alia, shareholding pattern, Corporate Governance Report, amongst others are also filed electronically through NEAPS.

NSE Digital Portal is a web-based application designed by NSE for corporates. All Corporate Announcements and other disclosures are filed electronically through this portal.

5. BSE Corporate Compliance & Listing Centre:

BSE Listing Centre is a web-based application designed by BSE for corporates. All periodical compliance filings, inter alia, Shareholding pattern, Corporate Governance Report, Corporate announcements, amongst others are also filed electronically on the Listing Centre.

GENERAL SHAREHOLDER'S INFORMATION

Annual General Meeting

Date and time	: 29 th September, 2023 at 10:00 A.M
Venue / Mode	: Through Video Conference or Other Audio-Visuals Means (VC/OVAM)
Financial Year Ending	: 31 st March, 2023
Tentative Schedule for declaration of results during the financial year 2023-2024	
• 1 st Quarter (June, 2023)	: Second week of August, 2023
• 2 nd Quarter (September, 2023)	: Second week of November, 2023
• 3 rd Quarter (December, 2023)	: Second week of February, 2024
• 4 th Quarter (March, 2024) and Audited Financial Results for the year ended 31 st March, 2024.	: Last week of May, 2024
Date of Book Closure	: From 23 rd September, 2023 to 29 th September, 2023 (both days inclusive) for the purpose of Annual General Meeting and payment of Dividend which will be subject to approval of shareholders.
Dividend Payment date	: After 29 th September, 2023 (Subject to approval of the shareholders)
• Final Dividend 2022-2023 recommended by the Board of Directors at its Meeting held on 11 th August, 2023.	
Listing on Stock Exchange and Stock Code	: Equity Shares of the Company are listed at BSE Limited, (Scrip Code : 512597) and National Stock Exchange of India Limited, (Symbol: KEYFINSERV).
Face Value of Equity Shares	: ₹ 10/- each.

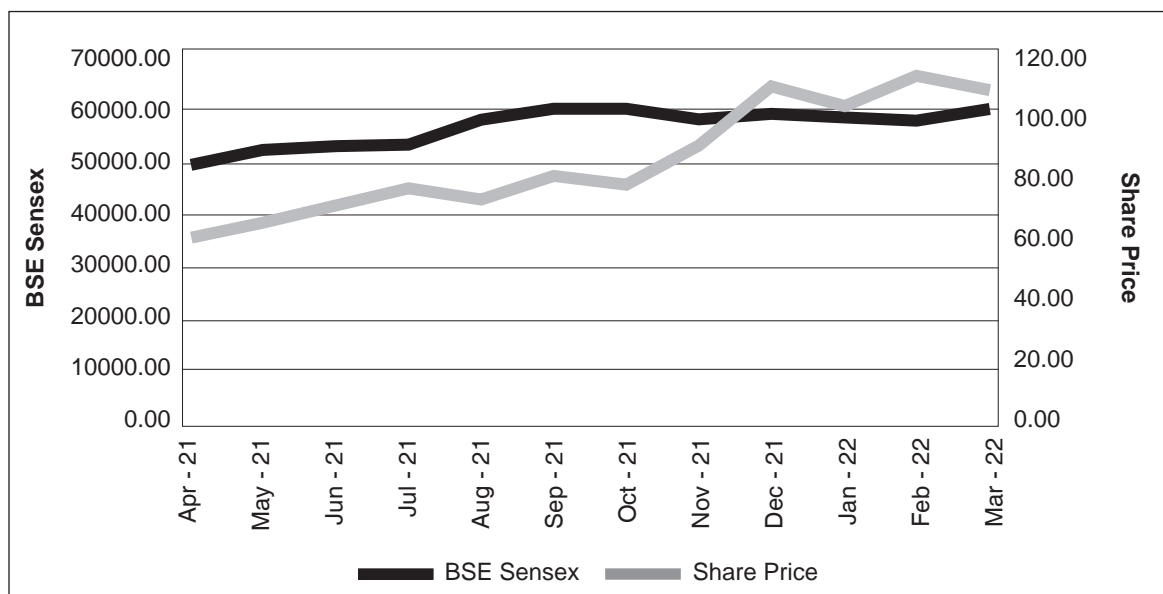
ANNUAL REPORT 2022-23

Monthly High/Low price of Equity Shares of the Company during the financial year 2022-2023 on BSE Limited and National Stock Exchange of India Limited.

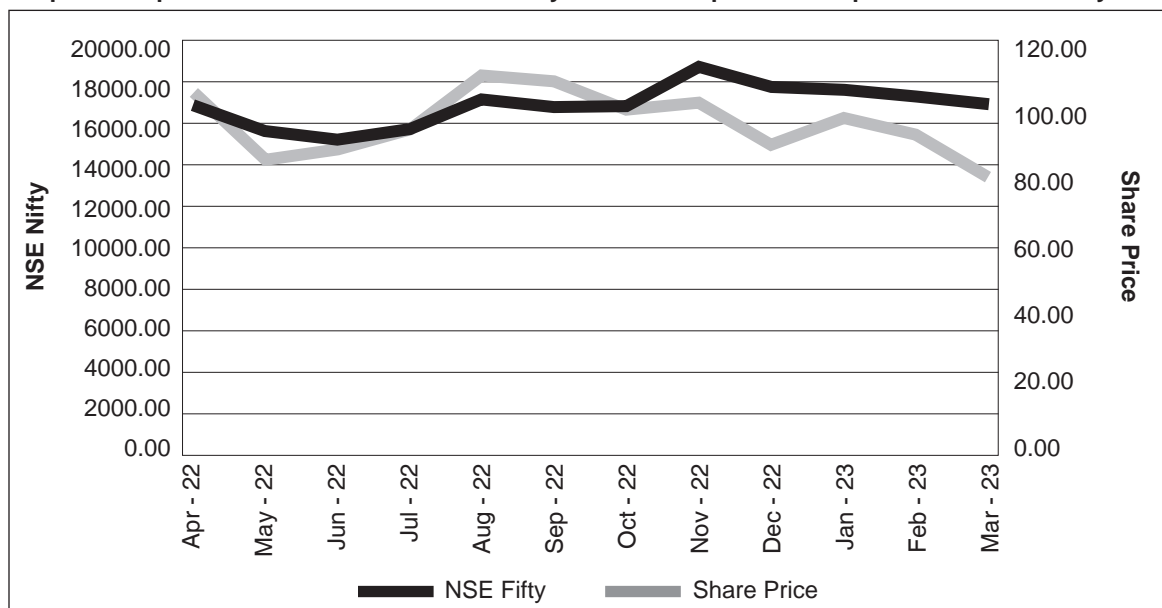
Month	BSE Limited (BSE)		National Stock Exchange of India Limited (NSE)	
	Month's High Price (₹)	Month's Low Price (₹)	Month's High Price (₹)	Month's Low Price (₹)
April, 2022	125.80	104.95	119.50	104.75
May, 2022	117.40	83.15	111.90	83.50
June, 2022	126.95	81.00	124.85	81.65
July, 2022	134.35	93.80	134.45	92.25
August, 2022	128.00	104.25	127.00	107.10
September, 2022	138.05	105.50	139.00	107.05
October, 2022	114.40	96.10	117.10	99.30
November, 2022	119.70	100.35	119.65	97.80
December, 2022	118.95	87.00	119.70	87.20
January, 2023	114.00	95.10	113.80	95.40
February, 2023	116.95	90.25	114.95	90.50
March, 2023	98.20	78.00	100.00	77.70

Source: BSE and NSE website

Graphical Representation of Performance of Keynote's share price in comparison with



Graphical Representation of Performance of Keynote’s share price in comparison with NSE Nifty.



REGISTRAR AND TRANSFER AGENT

For any queries relating to the shares of the Company, correspondence may please be addressed to:

Link Intime India Pvt. Ltd.,

C 101, 247 Park, L.B.S. Marg, Vikhroli (West), Mumbai - 400 083

Tel: (022) 4918 6000, Fax : (022) 4918 6060

www.linkintime.co.in

SHARE TRANSFER SYSTEM

The Company’s shares being in compulsory Demat list are transferable through the depository system. However, shares in the physical form are processed by the Registrar & Share Transfer Agent and approved by the “Stakeholders Relationship Committee.” The share transfer process is reviewed by the said committee.

The Company obtains a yearly certificate of compliance related to the share transfer formalities from a Company Secretary in practice and Registrar and Share Transfer Agent as required under Regulation 40 (9) and 7(3) of the Listing Regulations respectively and files a copy of the certificate with the Stock Exchanges on or before the due date.

DISTRIBUTION OF SHAREHOLDING AS ON 31ST MARCH, 2023

No. of Shares	Shareholders		Shareholding	
	Number	%	Number	%
1 to 500	3403	93.00	314240	4.48
501 to 1000	132	3.60	101326	1.44
1001 to 2000	59	1.61	88061	1.25
2001 to 3000	24	0.66	62271	0.89
3001 to 4000	11	0.30	41934	0.60
4001 to 5000	5	0.14	22536	0.32
5001 to 10000	5	0.14	30846	0.44
10001 and above	20	0.55	6357125	90.58
TOTAL	3659	100.00	7018339	100.00

ANNUAL REPORT 2022-23

SHAREHOLDING PATTERN AS ON 31ST MARCH, 2023

Sr. No.	Category of Shares	No. of Shares	% of total shares
(A)	Promoter & Promoter Group :		
	(a) Individuals/Hindu Undivided Family	6,02,502	8.59
	(b) Bodies Corporate	33,57,866	47.84
	Sub Total :	39,60,368	56.43
(B)	Public Shareholding :		
	1. Institutions		
	(a) Financial Institutions/Banks	300	0.00
	(b) Foreign Institutional Investors	5,15,684	7.35
	2. Non-Institutions		
	(a) Directors and their relatives (excluding Independent Directors and Nominee Directors)	2,600	0.04
	(b) Individuals	8,94,809	12.75
	(c) Trust	14,51,902	20.69
	(d) Hindu Undivided Family	23,087	0.33
	(e) Non-Resident Indians (NRI)	6,670	0.10
	(f) Clearing Members	445	0.01
	(g) Investor Education and Protection Fund Authority Ministry of Corporate Affairs	1,06,873	1.52
	(h) Bodies Corporate	55,600	0.79
	(i) Body Corp-Ltd Liability Partnership	1	0.00
	Sub Total :	30,57,971	43.57
	GRAND TOTAL	70,18,339	100.00

Dematerialization of Shares: 69,19,732 Equity Shares of ₹ 10/- each (i.e. 98.59%) of the total capital of the Company have been dematerialized as on 31st March, 2023. Shareholders who continue to hold shares in physical form are requested to dematerialize their shares at the earliest and avail various benefits of dealing in securities in electronic/dematerialized form. For any clarification, assistance or information, please contact the Registrar and Transfer Agent of the Company.

Outstanding GDRs/ADRs/Warrants/Convertible Instruments and their impact on equity:

The Company does not have any outstanding GDRs/ADRs/Warrants/Convertible Instruments as on 31st March, 2023.

ADDRESS FOR CORRESPONDENCE

Keynote Financial Services Limited

The Ruby, 9th Floor,
Senapati Bapat Marg, Dadar (West), Mumbai – 400 028.
E-mail: investors@keynoteindia.net

Shareholders are requested to quote their folio no./DP ID & Client ID, e-mail address, telephone number and full address while corresponding with the Company and its Registrar & Transfer Agent.

National Electronic Clearing System (NECS) for dividend:

The remittance of dividend through Electronic Clearing System has been moved to National Electronic Clearing System (NECS) platform through core banking system effective 1st October, 2009. Accordingly, dividend will be credited to the shareholders' bank account through NECS where complete core banking details are available with the Company. In the event any branch of a bank has not migrated to core banking system, or where core banking account is not furnished by the shareholder to the Depository/Company as the case may be, the Company will print details available in its records on the dividend warrants to be issued to the shareholders.

For shares held in physical form:

Investors who would like to avail NECS facility and are holding shares in physical form may send in their NECS Mandate Form, duly filled in to the Company's Registrar and Transfer Agent, Link Intime India Pvt. Ltd. The NECS Mandate instruction should be under the signature of the shareholder(s) as per the specimen signature lodged with the Company.

For shares in electronic/dematerialized form:

Investors holding shares in dematerialized or electronic form may check the details on record with the concerned Depository Participant (DP). Pursuant to the Depository Regulations, the Company is obliged to pay dividend on dematerialized shares as per the details furnished by the concerned DP. The Company or the Registrar and Transfer Agent cannot make any change in such records received from the Depository.

Transfer of unclaimed dividend to Investor Education and Protection Fund:

In terms of Sections 124 of the Companies Act, 2013, the Company is required to transfer the amount of dividend remaining unclaimed for a period of seven years from the date of transfer to the unpaid dividend account to the Investor Education and Protection Fund (IEPF). Shareholders are requested to ensure that they claim the dividend(s) from the Company before transfer of the said amounts to the IEPF.

OTHER DISCLOSURES**a. Related Party Transactions:**

During the financial year 2022-2023, the Company had Material Related Party Transaction (RPT) and the details are mentioned in the Directors Report. The Audit Committee and the Board of Directors of the Company have formulated the Policy on dealing with RPTs and a Policy on materiality of RPTs which is uploaded on the website of the Company and can be accessed through the following link: <https://keynoteindia.net/wp-content/uploads/2022/03/Related-Party-Transaction-Policy.pdf>.

b. Details of non-compliance by the Company:

Details of non-compliance by the Company, penalties and structures imposed on the Company by the stock exchanges or the Securities and Exchange Board of India or any statutory authority, on any matter related to capital markets, during the last three years i.e.- 2019-2020, 2020-2021 and 2021-2022 respectively.

There are no significant material orders passed by the Regulators/ Courts or Tribunals impacting the going concern status of the Company's operations in future.

c. Whistle Blower Policy:

The Company has adopted a whistle blower policy and has established the necessary vigil mechanism for employees and directors to report concerns about unethical behavior. No person has been denied access to the Chairman of the Audit Committee. The said policy has been also put up on the website of the Company at the following link: <https://keynoteindia.net/wp-content/uploads/2022/03/Vigil-Mechanism-Whistle-Blower-Policy.pdf>

d. Reconciliation of Share Capital Audit:

A qualified Practicing Company Secretary carried out a share capital audit to reconcile the total admitted equity share capital with the National Securities Depository Limited (NSDL) and the Central Depository Services (India) Limited (CDSL) and the total issued and listed equity share capital. The Audit Report confirms that the total issued/paid-up capital is in agreement with the total number of shares in physical form and the total number of dematerialized shares held with NSDL and CDSL.

e. Code of Conduct

The Company has in place a Code of Conduct applicable to the Board as well as the designated employees and the same has been posted on the website of the company (i.e. www.keynoteindia.net). The members of the Board and Senior Management personnel have affirmed the compliance with the Code applicable to them during the year ended 31st March, 2023. The Annual Report of the Company contains a Certificate by the Director in terms of Regulation 34(3) and Part D of Schedule V of the Listing Regulations based on the compliance declarations received from Independent Directors, Non-Executive Directors and Senior Management.

f. Risk Management:

Business risk evaluation and management is an ongoing process within the Company. The assessment is periodically examined by the Board.

g. Non-mandatory requirements:

Adoption of non-mandatory requirements of SEBI (LODR) Regulations, 2015, is being reviewed by the Board from time to time.

h. Compliances with Governance Framework:

The Company is in compliance with all mandatory requirements under SEBI (LODR) Regulations, 2015.

i. Certificate from a Company Secretary in Practice:

A Certificate from a Company Secretary in Practice that none of the directors on the board of the company have been debarred or disqualified from being appointed or continuing as directors of companies by the Board/Ministry of Corporate Affairs or any such statutory authority The Certificate of Company Secretary in practice is annexed herewith as a part of the report.

j. Recommendation of any Committee:

Where the board had not accepted any recommendation of any committee of the board which is mandatorily required, in the relevant financial year, the same to be disclosed along with reasons thereof:

It is not applicable to the Company. As all recommendation of committees of the Board, are accepted by the Board during the Financial Year 2022-2023.

k. Statutory Auditors' Fees:

Total fees paid to M/s. S M S R & Co. LLP, Chartered Accountants, Statutory Auditors on consolidated basis is ₹ 5,09,326/- for the Financial Year 2022-2023.

l. Disclosures in relation to the Sexual Harassment of Women at Workplace (Prevention, Prohibition and Redressal) Act, 2013:

- | | |
|--|-------|
| a. Number of complaints filed during the financial year | - NIL |
| b. Number of complaints disposed of during the financial year | - NIL |
| c. Number of complaints pending at the end of the financial year | - NIL |

SUBSIDIARY COMPANIES

Keynote Capitals Limited (KCL) and Keynote Fincorp Limited (KFIN) are subsidiary companies of KFSL. Maple Leaf Trading & Services Ltd. (Formerly known as “Keynote Commodities Limited”) is no longer a wholly-owned subsidiary of Keynote Capitals Ltd. w.e.f. 29th June, 2022.

The Audit Committee reviews the consolidated financial statements of the Company and the investments made by its unlisted subsidiary companies. The minutes of the board meetings along with a report on significant developments of the unlisted subsidiary companies are periodically placed before the board of directors of the Company.

The Company has a policy for determining ‘material subsidiaries’ which is disclosed on its website at <https://keynoteindia.net/wp-content/uploads/2022/03/Material-Subsidiary-Policy.pdf>

**For and on behalf of the Board
Keynote Financial Services Limited**

**Date: 11th August, 2023
Place: Mumbai**

**Sd/-
Vineet Suchanti
Director
DIN: 00004031**

**Sd/-
Uday S. Patil
Director and CFO
DIN: 00003978**

CERTIFICATE OF NON-DISQUALIFICATION OF DIRECTORS
*(Pursuant to Regulation 34(3) and Schedule V Para C clause (10)(i) of the SEBI
(Listing Obligations and Disclosure Requirements) Regulations, 2015)*

To,

The Members of

Keynote Financial Services Limited,

(Formerly known as Keynote Corporate Services Limited)

The Ruby, 9th Floor

Senapati, Bapat Marg,

Dadar (W), Mumbai - 400 028

We have examined the relevant registers, records, forms, returns and disclosures received from Directors of **Keynote Financial Services Limited** having CIN No. **L67120MH1993PLC072407** and having registered office at The Ruby, 9th Floor, Senapati, Bapat Marg, Dadar (W), Mumbai - 400 028 (hereinafter referred to as 'the Company'), produced before us by the Company for the purpose of issuing this Certificate, in accordance with Regulation 34(3) read with Schedule V Para-C Sub clause 10(i) of the Securities Exchange Board of India (Listing Obligations and Disclosure Requirements) Regulations, 2015.

In our opinion and to the best of our information and according to the verifications (including Directors Identification Number (DIN) status at the portal (www.mca.gov.in) as considered necessary and explanations furnished to us by the Company & its officers, We hereby certify that none of the Directors on the Board of the Company as stated below for the Financial Year ending on March 31, 2023 have been debarred or disqualified from being appointed or continuing as Directors of companies by the Securities and Exchange Board of India, Ministry of Corporate Affairs, or any such other Statutory Authority.

Sr. No.	Name of Director	DIN	Date of Appointment
1	Mr. Uday Patil	00003978	17.09.1997
2	Mr. Anish Malhotra	02034366	29.01.2008
3	Mr. Manish Desai	02925757	31.01.2011
4	Mr. Shishir Vasant Dalal	00007008	04.05.2015
5	Mr. Vineet Suchanti	00004031	17.09.1997
6	Mrs. Rinku Suchanti	00012903	31.03.2015

Declaration by Director

I, Uday S. Patil (DIN: 00003978) Director of Keynote Financial Services Limited, hereby declare that all the members of the Board of Directors and Senior Management Personnel have affirmed compliance with the Code of Conduct applicable to them as laid down by the Board of Directors in terms of Securities and Exchange Board of India (Listing Obligations and Disclosure Requirements) Regulations, 2015 for the year ended 31st March, 2022.

**For and on behalf of the Board
Keynote Financial Services Limited**

**Date: 11th August, 2023
Place: Mumbai**

**Sd/-
Uday S. Patil
Director
DIN: 00003978**

CERTIFICATE IN TERMS OF REGULATION 17(8) OF THE SEBI (LISTING OBLIGATIONS AND DISCLOSURES REQUIREMENT) REGULATIONS, 2015

We, Vineet Suchanti (Director) and Uday S. Patil (Director & CFO) of Keynote Financial Services Limited hereby certify that:

- a) We have reviewed financial statement and the cash flow statement for the year ended 31st March, 2023 and that to the best of our knowledge and belief:
- (i) These statements do not contain any materially untrue statement or omit any material fact or contain statements that might be misleading;
 - (ii) These statements together present a true and fair view of the Company's affairs and are in compliance with existing Accounting Standards, applicable laws and regulations.
- b) There are, to the best of our knowledge and belief, no transactions entered into by the Company during the year which are fraudulent, illegal or violative of the Company's Code of Conduct.
- c) We accept responsibility for establishing and maintaining internal controls for financial reporting and that we have evaluated the effectiveness of internal control systems of the Company pertaining to financial reporting and we have disclosed to the Auditors and the Audit Committee, deficiencies in the design or operation of such internal controls, if any, of which we have aware and the steps taken or propose to take to rectify these deficiencies.
- d) We have indicated to the Auditors and the Audit Committee that -
- (i) There has not been any significant change in internal control over financial reporting during the year under reference;
 - (ii) There has not been any significant changes in accounting policies during the year and that the same have been disclosed in the notes to the financial statements; and
 - (iii) there has not been any instances during the year of significant fraud of which we had become aware and the involvement therein, if any, of the management or an employee having a significant role in the Company's internal control system over financial reporting.

**For and on behalf of the Board
Keynote Financial Services Limited**

**Sd/-
Vineet Suchanti
Managing Director
DIN: 00004031**

**Sd/-
Uday S. Patil
Director and CFO
DIN: 00003978**

**Date: 11th August, 2023
Place: Mumbai**

CERTIFICATE ON CORPORATE GOVERNANCE

To

The Members of
Keynote Financial Services Limited
(Formerly known as Keynote Corporate Services Limited)

We have examined the compliance of conditions of Corporate Governance by **M/s. Keynote Financial Services Limited (CIN: L67120MH1993PLC072407)** (the Company) for the year ended March 31, 2023 as stipulated in the relevant provisions of Securities and Exchange Board of India (Listing Obligations and Disclosure Requirements) Regulations, 2015 (collectively referred to as "SEBI Listing Regulations, 2015") as referred in Regulation 15(2) of the listing regulations for the period from April 01, 2022 to March 31, 2023.

The compliance of conditions of Corporate Governance is the responsibility of the Management. Our examination was limited to procedures and implementation thereof, adopted by the Company for ensuring the compliance of the conditions of Corporate Governance. It is neither an audit nor an expression of opinion on the financial statement of the Company.

In our opinion and to the best of our information and according to the explanations given to us, we certify that the Company has complied with all the conditions of Corporate Governance as stipulated in the SEBI Listing Regulations, 2015 except ***that it is observed that attendance of Independent Directors at the Board Meeting held on 27th May, 2022 was shown as 2 instead of 3 in the Corporate Governance report for the June Quarter.***

We state that such compliance is neither an assurance as to the future viability of the Company nor the efficiency or effectiveness with which the management has conducted the affairs of the Company.

For Uma Lodha & Co.
Practicing Company Secretaries

Sd/-
Uma Lodha
Proprietor
C.P. No. 2593

UDIN: F005363E000347210
Peer Review Certificate No. 950/2020

Place: Mumbai
Date:26/05/2023

**Form MR-3
SECRETARIAL AUDIT REPORT**

**[Pursuant to Section 204 (1) of the Companies Act, 2013 and Rule 9 of the Companies
(Appointment and Remuneration Personnel) Rules, 2014]**

FOR THE FINANCIAL YEAR ENDED 31ST MARCH 2023

To

**The Members of
Keynote Capitals Limited**

We have conducted the secretarial audit of the compliance of applicable statutory provision and the adherence to good corporate practices by **M/S. KEYNOTE CAPITALS LIMITED (CIN: U67120MH1995PLC088172)** (hereinafter called "the Company"). Secretarial Audit was conducted in a manner that provided me a reasonable basis for evaluating the corporate conducts/statutory compliances and expressing my opinion thereon.

Based on our verification of the **M/S. KEYNOTE CAPITALS LIMITED** books, papers, minute books, forms and returns filed and other records maintained by the Company and also the information provided by the Company, its officers, agents and authorized representatives during the conduct of secretarial audit, we hereby report that in our opinion, the Company has, during the audit period covering the financial year ended 31st March, 2023 complied with the statutory provisions listed hereunder and also that the Company has proper Board-processes and compliance-mechanism in place to the extent, in the manner and subject to the reporting made hereinafter:

We have examined the books, papers, minutes' books, forms and returns filed and other records maintained by **M/S KEYNOTE CAPITALS LIMITED** for the financial year ended 31st March 2023 according to the provisions of:

- (i) The Companies Act, 2013 (the Act) and the rules made there under;
- (ii) The Securities Contracts (regulation) Act, 1956 (SCRA) and the rules made there under;
- (iii) The Depositories Act, 1996 and the Regulations any Bye-laws framed there under;
- (iv) Foreign Exchange Management Act, 1999 and the rules and regulations made there under to the extent of Foreign Direct Investment, Overseas Direct Investment and External Commercial Borrowings;
- (v) The following Regulations and Guidelines prescribed under the Securities and Exchange Board of India Act, 1992 ('SEBI Act')
 - (a) The Securities and Exchange Board of India (Prohibition of Insider Trading) Regulations, 1992
 - (b) SEBI (Prohibition of Fraudulent and Unfair Trade Practices Relating to Securities Market) Regulations, 2003
- (vi) The following laws are specifically applicable to the Company:
 - The Prevention of Money Laundering Act, 2002

We have also examined compliance with the applicable clauses of the following:

- (i) Secretarial Standards issued by the Institute of Company Secretaries of India

During the period under review, the Company has complied with the provisions of the Act, Rules, Regulations, Guidelines, Standards, etc. mentioned above, subject to the following observation:

As per the representation given by the Company, all the existing related party transactions of the Company with its related parties are in the ordinary course of business and on arm's length basis or as per the contracts existing on the commencement of the Act, 2013.

We further report that:

The Board of Directors of the Company is duly constituted with proper balance of Executive Directors & Key Managerial Personnel, Non-Executive Directors and Independent Directors.

During the year under review, Ms. Renita Crasto resigned as Company Secretary of the Company on 02/12/2022. The Board in its Board Meeting held on 13th February 2023 appointed Ms. Simran Kashela bearing membership number ACS 63471, who is CS & KMP in the holding Company M/s Keynote Financial Services Limited as the Company Secretary and classify her as the Key Managerial Personnel (KMP) of the Company with effect from 13th February 2023.

Adequate notice is given to all Directors to schedule the Board Meetings, agenda and detailed notes on agenda were sent at least seven days in advance, and a system exists for seeking and obtaining further information and clarification on the agenda items before the meeting and for meaningful participation at the meeting.

Majority decision is carried through while the dissenting members' views are captured and recorded as part of the minutes.

We further report that there are adequate systems and processes in the company commensurate with the size and operations of the Company to monitor and ensure compliance with applicable laws, rules, regulations and guidelines.

During the period under review the Company has complied with the provisions of the Act, Rules, Regulations, Guidelines, Standards, etc.

We further report that during the audit period there were no major events which had bearing on the Company's affairs in pursuance of the above referred laws, rules, regulations, guidelines etc.

**For Uma Lodha & Co.
Practicing Company Secretaries**

**Sd/-
Proprietor
ACS/FCS No.: 5363
C.P. No.2593**

Date: 23/05/2023

Place: Mumbai

**UDIN NO. F005363E000359805
Peer Review Certificate No. 950/2020**

Note: This report is to be read with our letter of even date which is annexed as 'ANNEXURE B(i)' and forms an integral part of this report.

ANNEXURE B(i)'

To

The Members

M/S. KEYNOTE CAPITALS LIMITED

Our report of even date is to be read along with this letter.

- Maintenance of secretarial record is the responsibility of the management of the company. Our responsibility is to express an opinion on these secretarial records based on our audit.
- We have followed the audit practices and processes as were appropriate to obtain reasonable assurance about the correctness of the contents of the Secretarial records. The verification was done on test basis to ensure that correct facts are reflected in secretarial records. We believe that the processes and practices, we followed provide a reasonable basis for our opinion.
- We have not verified the correctness and appropriateness of financial records and Books of Accounts of the company.
- Where ever required, we have obtained the Management representation about the compliance of laws, rules and regulations and happening of events etc.
- The compliance of the provisions of Corporate and other applicable laws, rules, regulations, standards is the responsibility of management. Our examination was limited to the verification of procedures on test basis.
- The Secretarial Audit report is neither an assurance as to the future viability of the company nor of the efficacy or effectiveness with which the management has conducted the affairs of the company.

**For Uma Lodha & Co.
Practicing Company Secretaries**

Sd/-

Proprietor

ACS/FCS No.: 5363

C.P. No.2593

UDIN NO. F005363E000359805

Peer Review Certificate No. 950/2020

Place: Mumbai

Date: 23/05/2023

Form MR-3
SECRETARIAL AUDIT REPORT

[Pursuant to Section 204 (1) of the Companies Act, 2013 and Rule 9 of the Companies
(Appointment and Remuneration Personnel) Rules, 2014]

FOR THE FINANCIAL YEAR ENDED 31ST MARCH 2023

To

**The Members of
Keynote Fincorp Limited**

We have conducted the secretarial audit of the compliance of applicable statutory provision and the adherence to good corporate practices by **M/S. KEYNOTE FINCORP LIMITED (CIN: U67120MH1995PLC084814)** (hereinafter called "the Company"). Secretarial Audit was conducted in a manner that provided me a reasonable basis for evaluating the corporate conducts/statutory compliances and expressing my opinion thereon.

Based on our verification of the **M/S. KEYNOTE FINCORP LIMITED** books, papers, minute books, forms and returns filed and other records maintained by the Company and also the information provided by the Company, its officers, agents and authorized representatives during the conduct of secretarial audit, we hereby report that in our opinion, the Company has, during the audit period covering the financial year ended 31st March, 2023 complied with the statutory provisions listed hereunder and also that the Company has proper Board-processes and compliance-mechanism in place to the extent, in the manner and subject to the reporting made hereinafter:

We have examined the books, papers, minutes' books, forms and returns filed and other records maintained by **M/S KEYNOTE FINCORP LIMITED** for the financial year ended 31st March 2023 according to the provisions of:

- (i) The Companies Act, 2013 (the Act) and the rules made there under;
- (ii) The Securities Contracts (regulation) Act, 1956 (SCRA) and the rules made there under;
- (iii) The Depositories Act, 1996 and the Regulations any Bye-laws framed there under;
- (iv) Foreign Exchange Management Act, 1999 and the rules and regulations made there under to the extent of Foreign Direct Investment, Overseas Direct Investment and External Commercial Borrowings;
- (vi) The following laws are specifically applicable to the Company:
 - The Prevention of Money Laundering Act, 2002
 - Reserve Bank of India Act, 1934

We have also examined compliance with the applicable clauses of the following:

- (i) Secretarial Standards issued by the Institute of Company Secretaries of India

During the period under review, the Company has complied with the provisions of the Act, Rules, Regulations, Guidelines, Standards, etc. mentioned above.

We further report that:

The Board of Directors of the Company is duly constituted. There were no changes in the composition of the Board of Directors during the period under review.

Adequate notice is given to all Directors to schedule the Board Meetings, agenda and detailed notes on agenda were sent at least seven days in advance, and a system exists for seeking and obtaining further information and clarification on the agenda items before the meeting and for meaningful participation at the meeting.

ANNUAL REPORT 2022-23

Majority decision is carried through while the dissenting members' views are captured and recorded as part of the minutes.

We further report that there are adequate systems and processes in the company commensurate with the size and operations of the Company to monitor and ensure compliance with applicable laws, rules, regulations and guidelines.

During the period under review the Company has complied with the provisions of the Act, Rules, Regulations, Guidelines, Standards, etc. mentioned above.

We further report that during the audit period there were no major events which had bearing on the Company's affairs in pursuance of the above referred laws, rules, regulations, guidelines etc.

**For Uma Lodha & Co.
Practicing Company Secretaries**

**Sd/-
Proprietor
ACS/FCS No.: 5363
C.P. No.2593**

**UDIN: F005363E000359948
Peer Review Certificate No. 950/2020**

**Place: Mumbai
Date: 23/05/2023**

Note: This report is to be read with our letter of even date which is annexed as 'ANNEXURE B(i)' and forms an integral part of this report.

ANNEXURE B(i)'

To

The Members

M/S. KEYNOTE FINCORP LIMITED

Our report of even date is to be read along with this letter.

- Maintenance of secretarial record is the responsibility of the management of the company. Our responsibility is to express an opinion on these secretarial records based on our audit.
- We have followed the audit practices and processes as were appropriate to obtain reasonable assurance about the correctness of the contents of the Secretarial records. The verification was done on test basis to ensure that correct facts are reflected in secretarial records. We believe that the processes and practices, we followed provide a reasonable basis for our opinion.
- We have not verified the correctness and appropriateness of financial records and Books of Accounts of the company.
- Where ever required, we have obtained the Management representation about the compliance of laws, rules and regulations and happening of events etc.
- The compliance of the provisions of Corporate and other applicable laws, rules, regulations, standards is the responsibility of management. Our examination was limited to the verification of procedures on test basis.
- The Secretarial Audit report is neither an assurance as to the future viability of the company nor of the efficacy or effectiveness with which the management has conducted the affairs of the company.

**For Uma Lodha & Co.
Practicing Company Secretaries**

Sd/-

Proprietor

ACS/FCS No.: 5363

C.P. No.2593

UDIN: F005363E000359948

Peer Review Certificate No. 950/2020

Place: Mumbai

Date: 23/05/2023

INDEPENDENT AUDITOR'S REPORT

To the Members of Keynote Financial Services Limited

Report on the Audit of the Standalone Ind AS Financial Statements

Opinion

We have audited the accompanying standalone Ind AS financial statements of **Keynote Financial Services Limited** ("the Company"), which comprise the Balance Sheet as at March 31, 2023, the Statement of Profit and Loss (including the Statement of Other Comprehensive Income), the Cash Flow Statement and the Statement of Changes in Equity for the year then ended, and notes to the standalone Ind AS financial statements, including a summary of significant accounting policies and other explanatory information (hereinafter referred to as "the standalone Ind AS financial statements").

In our opinion and to the best of our information and according to the explanations given to us, the aforesaid standalone Ind AS financial statements give the information required by the Companies Act, 2013 ('the Act') in the manner so required and give a true and fair view in conformity with the applicable Indian Accounting Standards ('Ind AS') prescribed under Section 133 of the Companies Act, 2013 ("the Act"), read with relevant rules issued thereunder and other accounting principles generally accepted in India, of the state of affairs of the Company as at March 31, 2023, and its profit and other comprehensive income, changes in equity and its cash flow for the year ended on that date.

Basis for Opinion

We conducted our audit of the standalone Ind AS financial statements in accordance with the requirements of applicable Standards on Auditing (SAs) specified under section 143(10) of the Act. Our responsibilities under those SAs are further described in the 'Auditor's Responsibilities for the Audit of the standalone Ind AS financial statements' section of our report. We are independent of the Company in

accordance with the Code of Ethics issued by the Institute of Chartered Accountants of India ('ICAI') together with the ethical requirements that are relevant to our audit of the standalone Ind AS financial statements under the provisions of the Act and the Rules made thereunder, and we have fulfilled our other ethical responsibilities in accordance with these requirements and the ICAI's Code of Ethics. We believe that the audit evidence we have obtained is sufficient and appropriate to provide a basis for our audit opinion on the standalone Ind AS financial statements.

Key Audit Matters

- (a) Key audit matters are those matters that, in our professional judgement, were of most significance in our audit of the standalone Ind AS financial statements for the financial year ended March 31, 2023. These matters were addressed in the context of our audit of the standalone Ind AS financial statements as a whole, and in forming our opinion thereon, and we do not provide a separate opinion on these matters. For each matter below, our description of how our audit addressed the matter is provided in that context.
- (b) We have determined the matters described below to be the key audit matters to be communicated in our report. We have fulfilled the responsibilities described in the Auditor's responsibilities for the audit of the standalone Ind AS financial statements section of our report, including in relation to these matters. Accordingly, our audit included the performance of procedures designed to respond to our assessment of the risks of material misstatement of the standalone Ind AS financial statements. The results of our audit procedures, including the procedures performed to address the matters below, provide the basis for our audit opinion on the accompanying standalone Ind AS financial statements.

KEYNOTE FINANCIAL SERVICES LIMITED

Key audit matters	How our audit addressed the key audit matter
Accuracy of recognition, measurement, presentation and disclosure of revenues and other related balances in respect of contracts involving critical estimates, as per Ind AS 115 “Revenue from Contract with Customers”.	
<p>The Company recognises revenue with respect to income from sale of services (including other operating revenue) in accordance to achievement of milestones defined in the corresponding engagement letters or mandate letters entered with counter party which reflects the stage of completion for each performance obligation.</p>	<ul style="list-style-type: none"> • Evaluated the design of internal controls relating to recording of revenue with respect to income from sale of services (including other operating revenue) based upon time spent and efforts taken. • Selected a sample of continuing and new contracts and through inspection of evidence of performance of these controls, tested the operating effectiveness of the internal controls relating to time spent and efforts taken. • Reviewed a sample of contracts with unbilled revenues to identify possible delays in achieving milestones • Performed analytical procedures and test of details for reasonableness of time spent and efforts taken
Other Information	
<p>(a) The other information comprises the information included in the Annual Report, but does not include the standalone Ind AS financial statements and our auditors’ report thereon. The Company’s Board of Directors and the Company’s Management is responsible for the other information.</p> <p>(b) Our opinion on the standalone Ind AS financial statements does not cover the other information and we do not express any form of assurance conclusion thereon.</p> <p>(c) The other information comprises management’s discussion & analysis, the Board of Directors’ report and additional disclosures as required under various directions issued by the RBI included in the Company’s annual report, but does not include the standalone Ind AS financial statements and our auditor’s report thereon. This other information is expected to be made available to us after the date of this auditor’s report.</p> <p>(d) In connection with our audit of the standalone Ind AS financial statements, our responsibility is to read the other information identified above when</p>	<p>it becomes available and, in doing so, consider whether the other information is materially inconsistent with the standalone Ind AS financial statements or our knowledge obtained in the audit or otherwise appears to be materially misstated.</p> <p>(e) When we read the Company’s annual report, if we conclude that there is a material misstatement therein, we are required to communicate the matter to those charged with governance and take necessary actions, as applicable under the relevant laws and regulations.</p> <p>The Company’s Management and Board of Directors are responsible for the preparation of the other information. The other information comprises the information included in the Management Discussion and Analysis, Board’s Report including Annexures to the Board’s Report, Corporate Governance and Shareholders’ Information, but does not include the standalone Ind AS Financial statements and our auditor’s report thereon.</p> <p>Our opinion on the standalone Ind AS financial statements does not cover the other information and we do not express any form of assurance conclusion thereon.</p>

In connection with our audit of the standalone Ind AS financial statements, our responsibility is to read the other information identified above when it becomes available and, in doing so, consider whether the other information is materially inconsistent with the standalone Ind AS financial statements or our knowledge obtained during the course of our audit or otherwise appears to be materially misstated. If, based on the work we have performed, we conclude that there is a material misstatement of this other information, we are required to report that fact. We have nothing to report in this regard.

Responsibilities of Management and Those Charged with Governance for the standalone Ind AS financial statements

(a) The Company's Management and the Board of Directors are responsible for the matters stated in section 134(5) of the Act with respect to the preparation of these standalone Ind AS financial statements that give a true and fair view of the financial position, financial performance including other comprehensive income, cash flows and changes in equity of the Company in accordance with the accounting principles generally accepted in India, including the Indian Accounting Standards (Ind AS) specified under section 133 of the Act read with the Companies (Indian Accounting Standards) Rules, 2015, as amended. This responsibility also includes maintenance of adequate accounting records in accordance with the provisions of the Act for safeguarding of the assets of the Company and for preventing and detecting frauds and other irregularities; selection and application of appropriate accounting policies; making judgments and estimates that are reasonable and prudent; and the design, implementation and maintenance of adequate internal financial controls, that were operating effectively for ensuring the accuracy and completeness of the accounting records, relevant to the preparation and presentation of the standalone Ind AS financial statements that give a true and fair view and are free from material misstatement, whether due to fraud or error.

- (b) In preparing the standalone Ind AS financial statements, management is responsible for assessing the Company's ability to continue as a going concern, disclosing, as applicable, matters related to going concern and using the going concern basis of accounting unless management either intends to liquidate the Company or to cease operations, or has no realistic alternative but to do so.
- (c) The Company's Management and the Board of Directors are also responsible for overseeing the Company's financial reporting process.

Auditor's Responsibilities for the Audit of the Standalone Ind AS financial statements

- (a) Our objectives are to obtain reasonable assurance about whether the standalone Ind AS financial statements as a whole are free from material misstatement, whether due to fraud or error, and to issue an auditor's report that includes our opinion. Reasonable assurance is a high level of assurance, but is not a guarantee that an audit conducted in accordance with SAs will always detect a material misstatement when it exists. Misstatements can arise from fraud or error and are considered material if, individually or in the aggregate, they could reasonably be expected to influence the economic decisions of users taken on the basis of these standalone Ind AS financial statements.
- (b) As part of an audit in accordance with SAs, we exercise professional judgment and maintain professional skepticism throughout the audit. We also:
 - i) Identify and assess the risks of material misstatement of the standalone Ind AS financial statements, whether due to fraud or error, design and perform audit procedures responsive to those risks, and obtain audit evidence that are sufficient and appropriate to provide a basis for our opinion. The risk of not detecting a material misstatement resulting from fraud is higher than for one resulting from error, as fraud may involve collusion, forgery, intentional

- omissions, misrepresentations, or the override of internal control.
- ii) Obtain an understanding of internal controls relevant to the audit in order to design audit procedures that are appropriate in the circumstances. Under section 143(3) (i) of the Act, we are also responsible for expressing our opinion on whether the Company has adequate internal financial controls system in place and the operating effectiveness of such controls.
 - iii) Evaluate the appropriateness of accounting policies used and the reasonableness of accounting estimates and related disclosures made by management.
 - iv) Conclude on the appropriateness of management's use of the going concern basis of accounting and based on the audit evidence obtained, whether a material uncertainty exists related to events or conditions that may cast significant doubt on the Company's ability to continue as a going concern. If we conclude that a material uncertainty exists, we are required to draw attention in our auditor's report to the related disclosures in the standalone Ind AS financial statements or, if such disclosures are inadequate, to modify our opinion. Our conclusions are based on the audit evidence obtained up to the date of our auditor's report. However, future events or conditions may cause the Company to cease to continue as a going concern.
 - v) Evaluate the overall presentation, structure and content of the standalone Ind AS financial statements, including the disclosures, and whether the standalone Ind AS financial statements represent the underlying transactions and events in a manner that achieves fair presentation.
 - vi) Obtain sufficient appropriate audit evidence regarding the financial information of the Company to express an opinion on the standalone Ind AS financial statements.
- (c) Materiality is the magnitude of misstatements in the standalone Ind AS financial statements that, individually or in aggregate, makes it probable that the economic decisions of a reasonably knowledgeable user of the standalone Ind AS financial statements may be influenced. We consider quantitative materiality and qualitative factors in (i) planning the scope of our audit work and in evaluating the results of work; and (ii) to evaluate the effect of any identified misstatements in the standalone Ind AS financial statements.
 - (d) We communicate with those charged with governance regarding, among other matters, the planned scope and timing of the audit and significant audit findings, including any significant deficiencies in internal control that we identify during our audit.
 - (e) We also provide with those charged with governance with a statement that we have complied with relevant ethical requirements regarding independence, and to communicate with them all relationships and other matters that may reasonably be thought to bear on our independence, and where applicable, related safeguards.
 - (f) From the matters communicated with those charged with governance, we determine those matters that were of most significance in the audit of the standalone Ind AS financial statements of the financial year ended 31 March 2023 and are therefore the key audit matters. We describe these matters in our auditor's report unless law or regulation precludes public disclosure about the matter or when, in extremely rare circumstances, we determine that a matter should not be communicated in our report because the adverse consequences of doing so would reasonably be expected to outweigh the public interest benefits of such communication.
- Report on Other Legal and Regulatory Requirements**
- 1. As required by the Companies (Auditor's Report) Order, 2020 ('the Order') issued by the Central Government of India in terms of sub-

section (11) of Section 143 of the Act, we give in the “Annexure A”, a statement on the matters specified in paragraphs 3 and 4 of the Order, to the extent applicable.

2. As required by Section 143(3) of the Act, based on our audit we report that:

- a) We have sought and obtained all the information and explanations, which to the best of our knowledge and belief were necessary for the purposes of our audit;
- b) In our opinion, proper books of account as required by law have been kept by the Company so far as it appears from our examination of those books;
- c) The Balance Sheet, the Statement of Profit and Loss including Other Comprehensive Income, the Cash Flow Statement and the Statement of Changes in Equity dealt with by this Report are in agreement with the relevant books of account;
- d) In our opinion, the aforesaid standalone Ind AS financial statements comply with the Accounting Standards specified under Section 133 of the Act, read with the relevant rules issued thereunder;
- e) On the basis of the written representations received from the directors as on March 31, 2023, taken on record by the Board of Directors, none of the directors are disqualified as on March 31, 2023, from being appointed as a director in terms of Section 164(2) of the Act;
- f) With respect to the adequacy of the internal financial controls over financial reporting with reference to these standalone Ind AS financial statements of the Company and the operating effectiveness of such controls, refer to our separate Report in “Annexure B” to this report;
- g) In our opinion and according to the information and explanations given to us, the remuneration paid/provided by the Company to its directors during the current

year is in accordance with the provisions of Section 197 of the Act read with Schedule V of the Act;

- h) With respect to the other matters to be included in the Auditor’s Report in accordance with Rule 11 of the Companies (Audit and Auditors) Rules, 2014, as amended in our opinion and to the best of our information and according to the explanations given to us:
 - i) The Company has disclosed the impact of pending litigations on its financial positions in its standalone Ind AS financial statements. Refer Note 34 of the standalone Ind AS financial statements.
 - ii) The Company did not have any long-term contracts including derivative contracts for which there were any material foreseeable losses;
 - iii) There has been no delay in transferring amounts, required to be transferred, to the Investor Education and Protection Fund by the Company.
 - iv) (a) The Management has represented that, to the best of its knowledge and belief, other than an disclosed in notes to the accounts, no funds (which are material either individually or in the aggregate) have been advanced or loaned or invested (either from borrowed funds or share premium or any other sources or kind of funds) by the Company to or in any other person(s) or entity(ies), including foreign entities (“Intermediaries”), with the understanding, whether recorded in writing or otherwise, that the Intermediary shall, whether, directly or indirectly lend or invest in other persons

- or entities identified in any manner whatsoever by or on behalf of the Company (“Ultimate Beneficiaries”) or provide any guarantee, security or the like on behalf of the Ultimate Beneficiaries;
- (b) Whether the Management has represented, that, to the best of its knowledge and belief, other than as disclosed in the notes to accounts, no funds (which are material either individually or in the aggregate) have been received by the Company from any person(s) or entity(ies), including foreign entity (“Funding Parties”), with the understanding, whether recorded in writing or otherwise, that the Company shall, whether, directly or indirectly, lend or invest in other persons or entities identified in any manner whatsoever by or on behalf of the Funding Party (“Ultimate Beneficiaries”) or provide any guarantee, security or the like on behalf of the Ultimate Beneficiaries; and
- (c) Based on such audit procedures that the auditor has considered reasonable and appropriate in the circumstances, nothing has come to our notice that has caused us to believe that the representations under sub-clause (i) and (ii) of Rule 11(e), as provided under (a) and (b) above, contain any material misstatement.”
- (d) As proviso to rule 3(1) of the Companies (Accounts) Rules, 2014 is applicable for the company only w.e.f. April 1, 2023, reporting under this clause is not applicable.
- v) The final dividend proposed in the previous year, declared and paid by the Company during the year by the company is in compliance with section 123 of the Companies Act, 2013.

For **S M S R & Co LLP**
Chartered Accountants
Firm Registration No. 110592W/W100094

Place: Mumbai

Date: May 26, 2023

UDIN: 23040404BGXCUA4558

Ravi Kapoor

Partner

Membership No: 040404

ANNEXURE A TO THE INDEPENDENT AUDITOR’S REPORT

(Referred to in paragraph 1 under ‘Report on Other Legal and Regulatory Requirements’ section of our report to the Members of Keynote Financials Services Limited of even date)

- i. In respect of the Company’s Property, Plant and Equipment and Intangible Assets:
 - (a) (A) The Company has maintained proper records showing full particulars, including quantitative details and situation of Property, Plant and Equipment and relevant details of right-of-use assets.
 - (B) The Company does not have any intangible assets; hence reporting under sub-clause is not applicable.
 - (b) The company has a phased verification program in place of physically verifying its Property, Plant and Equipment and Intangible assets. In our opinion, the periodicity of physical verification is reasonable having regard to the size of the Company and the nature of its assets. According to the information and explanations given to us, no material discrepancies were noticed on such verification.
 - (c) According to the information and explanations given to us and on the basis of our examination of the records of the Company, the title deeds of immovable properties (other than properties where the company is the lessee and the lease agreements are duly executed in favour of the lessee), disclosed in the financial statements included under Property, Plant and Equipment are held in the name of the Company as at the balance sheet date.
 - (d) The Company has not revalued any of its Property, Plant and Equipment (including right of-use assets) during the year ended 31 March 2023.
 - (e) According to the information and explanations given to us, there are no proceedings initiated during the year or are pending against the Company as at March 31, 2023 for holding any benami

property under the Benami Transactions (Prohibition) Act, 1988 (as amended in 2016) and rules made thereunder

- ii. (a) The Company is a service company, primarily rendering services of investment banking, corporate advisory and ESOP advisory services. Accordingly, it does not hold any physical inventories. Hence, reporting under clause 3(ii)(a) of the Order is not applicable to the Company.
- (b) The Company has not been sanctioned working capital limits in excess of INR 5 crore, in aggregate, at any points of time during the year, from banks or financial institutions on the basis of security of current assets and hence reporting under clause 3(ii)(b) of the Order is not applicable.
- iii. (a) According to the information and explanations given to us and on the basis of our examination of the records of the Company. The Company as provided loans or provided advances in the nature of loans or stood guarantee, or provided security as below:

Particulars	Loans	Guarantees
Aggregate amount granted/ provided during the year:	INR 5,00,00,000	-
- Subsidiaries		
Balance outstanding as at balance sheet date		
- Subsidiaries	INR 5,00,00,000	INR 15,00,00,000
- Others	INR 1,00,00,000	

- (b) According to the information and explanations given to us and based on the audit procedures conducted by us, we are of the opinion that the investments made, guarantees provided, security given and the terms and conditions of the grant of loans and advances in the nature of loans and guarantees provided are, prima facie, not prejudicial to the interest of the company.
- (c) According to the information and explanations given to us and based on

KEYNOTE FINANCIAL SERVICES LIMITED

the audit procedures performed by us the loans given by the company are repayable on demand As informed to us, the company has not demanded repayment of the loan during the year. Thus, there has been no default on the part of the party to whom the money has been lent. The payment of interest has been regular. Further, the Company has not given any advance in the nature of loan to any party during the year.

- (d) According to the information and explanations given to us and on the basis of our examination of the records of the Company, there is no overdue amount. Further, the Company has not given any advances in the nature of loans to any party during the year.
- (e) According to the information and explanations given to us and on the basis of our examination of the records of the Company, there is no loan or advance in the nature of loan granted falling due during the year, which has been renewed or extended or fresh loans granted to settle the overdues of existing loans given to same parties.
- (f) The Company has granted loans repayable on demand in the preceding years in respect of which repayment has not been demanded as on the balance sheet date. The payments of interest thereon are regular. There are no loans or advances in the nature of loans granted to Promoters as defined in section 2(76) of the Companies Act, 2013.

- iv. In our opinion and according to the information and explanations given to us, the Company has complied with the provisions of Section 185 and 186 of the Act, in respect of grant of loans, making investments and providing guarantees and securities, as applicable.
- v. The Company has not accepted deposits during the year and does not have any unclaimed deposits as at 31 March 2023 and therefore, the provisions of the clause 3(v) of the Order are not applicable to the Company.
- vi. The Central Government has not prescribed the maintenance of cost records under Section

148(1) of the Act, for any of the services rendered by the Company. Accordingly, the provisions of the clause 3(vi) of the Order are not applicable to the Company.

- vii. According to the information and explanations given to us, in respect of statutory dues:
- (a) The Company has generally been regular in depositing undisputed statutory dues, including Provident Fund, Employees' State Insurance, Income Tax, Goods and Service Tax and other material statutory dues applicable to it with the appropriate authorities.
- There were no undisputed amounts payable in respect of Provident Fund, Employees' State Insurance, Income Tax, Goods and Service Tax and other material statutory dues were in arrears as at 31 March 2023 for a period of more than six months from the date they became payable.
- (b) There are no dues of Provident Fund, Employees' State Insurance, Income Tax, Goods and Service Tax which have not been deposited with the appropriate authorities on account of any dispute, other than those mentioned below

Name of the Statute	Nature of dues	Amount (INR)	Period to which amount relates	Forum where dispute is pending
Income Tax Act, 1961	Income Tax	2,924	A.Y. 2016-17	Deputy Commissioner of Income Tax
Income Tax Act, 1961	Income Tax	22,46,220	A.Y. 2019-20	Deputy Commissioner of Income Tax
Income Tax Act, 1961	Income Tax	6,09,590	A.Y. 2021-22	Income Tax Officer
Maharashtra Municipal Property Tax Act, 2011	Property Tax	72,52,747	October 2011 to March 2021	Asst. Assessor and Collector G/North Ward

- viii. According to the information and explanations given to us and on the basis of our examinations of the records of the Company, the Company has not surrendered or disclosed any transactions, previously unrecorded as income in the books of account, in the tax assessments under the Income-Tax Act, 1961 as income during the year.

<p>ix. a) According to the information and explanations given to us and on the basis of our examination of the records of the company, we report that the Company has not defaulted in repayment of loans or other borrowings or in the payment of interest thereon to any lender.</p> <p>b) According to the information and explanations given to us and on the basis of our examination of the records of the Company, the Company has not been declared a wilful defaulter by any bank or financial institution or government or government authority.</p> <p>c) According to the information and explanations given to us, we report that the Company has not taken any term loans. Accordingly, reporting under clause 3(ix)(c) of the Order is not applicable.</p> <p>d) According to the information and explanations given to us by the management, the company has not utilized funds raised for short term purposes, for long term purposes.</p> <p>e) According to the information and explanations given to us and on the basis of our examination of the records of the company, we report that the Company has not borrowed any funds from any person or entity on account of or to meet the obligations of its subsidiaries.</p> <p>f) According to the information and explanations given to us and on the basis of our examination of the records of the company, we report that the Company has not raised loans during the year on pledge of securities held in its subsidiaries.</p> <p>x. a) According to the information and explanations given to us and on the basis of our examination of the records of the company, the Company has not raised any money by way of initial public offer or further public (including debt instruments). In case of money raised by term loans, the term loans have been applied for the purpose for which they were raised. Accordingly, clause 3(x)(a) of the Order is not applicable.</p>	<p>b) According to the information and explanations given to us and on the basis of our examination of the records of the Company, the Company has not made any preferential allotment or private placement of shares or fully or partly convertible debentures during the year. Accordingly, clause 3(x)(b) of the Order is not applicable.</p> <p>xi. a) According to the information and explanations given to us and based on examination of the books and records of the Company, we report that no fraud by the Company and no material fraud on the Company has been noticed or reported during the course of the audit.</p> <p>b) According to the information and explanations given to us, no report under sub-section (12) of Section 143 of the Companies Act, 2013 has been filed in Form ADT-4 as prescribed under Rule 13 of the Companies (Audit and Auditors) Rules, 2014 with the Central Government.</p> <p>c) As represented to us by the management, there are no whistle blower complaints received by the company during the year.</p> <p>xii. In our opinion and according to the information and explanations given to us, The Company is not a Nidhi Company Accordingly, clause 3(xii) of the Order is not applicable to the Company.</p> <p>xiii. In our opinion and according to the information and explanations given to us the Company is in compliance with sections 177 and 188 of the Act where applicable, for all transactions with related parties and the details of related party transactions have been disclosed in the standalone Ind AS financial statements as required by the applicable accounting standards.</p> <p>xiv. a) In our opinion and according to the information and explanations given to us, the Company has an internal audit system commensurate with the size and nature of its businesses.</p> <p>b) The reports of the Internal Auditor for the period under audit were considered by us.</p> <p>xv. In our opinion and according to the information and explanations given to us, the Company has not entered into any non-cash transactions with</p>
---	--

its directors or persons connected to its directors. Accordingly, clause 3(xv) of the Order is not applicable to the Company.

- xvi. (a) According to the information and explanations given to us, the Company is not required to be registered under Section 45-IA of the Reserve Bank of India Act, 1934. Accordingly, clause 3(xvi)(a) of the Order is not applicable to the Company.
- (b) The company has not conducted Non-Banking Financial or Housing Finance activities without a valid Certificate of Registration (CoR) from the Reserve Bank of India as per the Reserve Bank of India Act, 1934.
- (c) The company is a not Core Investment Company (CIC) as defined in the regulations made by the Reserve Bank of India. Accordingly, clause 3(xvi)(c) of the Order is not applicable.
- d) According to the information and explanations provided to us, the Group does not have any CIC. Accordingly, clause 3(xvi)(d) of the Order is not applicable.
- xvii. The Company has not incurred any cash losses in the financial year and in the immediately preceding financial year.
- xviii. There has been no resignation of the statutory auditors during the year.
- xix. According to the information and explanations given to us and on the basis of the financial ratios, ageing and expected date of realization of financial assets and payment of financial liabilities, other information accompanying the financial statements, our knowledge of the Board of Directors and management plans and based on our examination of the evidence supporting the assumptions, nothing has come

to our attention, which causes us to believe that any material uncertainty exists as on the date of the audit report that the company is capable of meeting its liabilities existing at the date of balance sheet as and when they fall due within a period of one year from the balance sheet date. We, however, state that this is not an assurance as to the future viability of the Company. We further state that our reporting is based on the facts up to the date of the audit report and we neither give any guarantee nor any assurance that all liabilities falling due within a period of one year from the balance sheet date, will get discharged by the Company as and when they fall due.

- xx. a) The provisions of Section 135 of the Companies Act, 2013 are not applicable to the Company. Accordingly, clause 3(xx) of the Order is not applicable.
- xxi. According to the information and explanations given to us and on the basis of our examination of the records of the Company, there have not been any qualifications or adverse remarks by the respective auditors in the Companies (Auditors' Report) Order ("CARO") reports of the Companies included in the consolidated financial statements. Accordingly, clause 3(xxi) of the Order is not applicable.

For **S M S R & Co LLP**
Chartered Accountants
Firm Registration No. 110592W/W100094

Place: Mumbai

Date: May 26, 2023

UDIN: 23040404BGXCUA4558

Ravi Kapoor

Partner

Membership No: 040404

ANNEXURE - B TO THE INDEPENDENT AUDITOR'S REPORT

(Referred to in paragraph 2(f) under 'Report on Other Legal and Regulatory Requirements' section of our report to the Members of Keynote Financial Services Limited of even date)

Report on the Internal Financial Controls Over Financial Reporting under clause (i) of sub-section 3 of Section 143 of the Companies Act, 2013 ("the Act")

We have audited the internal financial controls over financial reporting of **Keynote Financial Services Limited** ("the Company") as of March 31, 2023 in conjunction with our audit of the standalone Ind AS financial statements of the Company for the year ended on that date.

Management's Responsibility for Internal Financial Controls

The Company's Board of Directors and Management is responsible for establishing and maintaining internal financial controls based on the internal control over financial reporting criteria established by the Company considering the essential components of internal control stated in the Guidance Note on Audit of Internal Financial Controls over Financial Reporting issued by the Institute of Chartered Accountants of India ('ICAI'). These responsibilities include the design, implementation and maintenance of adequate internal financial controls that were operating effectively for ensuring the orderly and efficient conduct of its business, including adherence to respective company's policies, the safeguarding of its assets, the prevention and detection of frauds and errors, the accuracy and completeness of the accounting records, and the timely preparation of reliable financial information, as required under the Act.

Auditors' Responsibility for the Audit of Internal Financial Controls

(a) Our responsibility is to express an opinion on the Company's internal financial controls over financial reporting with reference to these standalone Ind AS financial statements based on our audit. We conducted our audit in accordance with the Guidance Note on Audit of Internal Financial Controls Over Financial Reporting (the "Guidance Note") issued by ICAI and the Standards on Auditing prescribed under Section

143(10) of the Act, to the extent applicable to an audit of internal financial controls. Those Standards and the Guidance Note require that we comply with ethical requirements and plan and perform the audit to obtain reasonable assurance about whether adequate internal financial controls over financial reporting with reference to these standalone Ind AS financial statements was established and maintained and if such controls operated effectively in all material respects.

- (b) Our audit involves performing procedures to obtain audit evidence about the adequacy of the internal financial controls system over financial reporting with reference to these standalone Ind AS financial statements and their operating effectiveness. Our audit of internal financial controls over financial reporting with reference to these standalone Ind AS financial statements included obtaining an understanding of internal financial controls over financial reporting with reference to these standalone Ind AS financial statements, assessing the risk that a material weakness exists, and testing and evaluating the design and operating effectiveness of internal control based on the assessed risk. The procedures selected depend on the auditor's judgement, including the assessment of the risks of material misstatement of the standalone Ind AS financial statements, whether due to fraud or error.
- (c) We believe that the audit evidence we have obtained is sufficient and appropriate to provide a basis for our audit opinion on the Company's internal financial controls system over financial reporting with reference to these standalone Ind AS financial statements.

Meaning of Internal Financial Controls over Financial Reporting with reference to these Standalone Ind AS financial statements

A Company's internal financial control over financial reporting with reference to these standalone Ind AS financial statements is a process designed to provide reasonable assurance regarding the reliability of financial reporting and the preparation of financial statements for external purposes in accordance with generally accepted accounting principles. A company's

internal financial control over financial reporting with reference to these standalone Ind AS financial statements includes those policies and procedures that:

- (i) pertain to the maintenance of records that, in reasonable detail, accurately and fairly reflect the transactions and dispositions of the assets of the company;
- (ii) provide reasonable assurance that transactions are recorded as necessary to permit preparation of standalone Ind AS financial statements in accordance with generally accepted accounting principles, and that receipts and expenditures of the company are being made only in accordance with authorisations of management and directors of the company; and
- (iii) provide reasonable assurance regarding prevention or timely detection of unauthorised acquisition, use, or disposition of the company's assets that could have a material effect on the standalone Ind AS financial statements.

Inherent Limitations of Internal Financial Controls Over Financial Reporting with reference to these Standalone Ind AS financial statements

Because of the inherent limitations of internal financial controls over financial reporting with reference to these Standalone Ind AS financial statements, including the possibility of collusion or improper management override of controls, material misstatements due to error or fraud may occur and not be detected. Also, projections of any evaluation of the internal financial

controls over financial reporting to future periods are subject to the risk that the internal financial control over financial reporting may become inadequate because of changes in conditions, or that the degree of compliance with the policies or procedures may deteriorate.

Opinion

In our opinion, to the best of our information and according to the explanations given to us, the Company has, in all material respects, an adequate internal financial controls system over financial reporting with reference to these Standalone Ind AS financial statements and such internal financial controls over financial reporting with reference to these Standalone Ind AS financial statements were operating

effectively as at March 31, 2022, based on the internal control over financial reporting criteria established by the Company considering the essential components of internal control stated in the Guidance Note on Audit of Internal Financial Controls Over Financial Reporting issued by the Institute of Chartered Accountants of India ('ICAI').

For **S M S R & Co LLP**
Chartered Accountants

Firm Registration No. 110592W/W100094

Place: Mumbai

Date: May 26, 2023

UDIN: 23040404BGXCUA4558

Ravi Kapoor

Partner

Membership No: 040404

STANDALONE BALANCE SHEET AS ON 31ST MARCH 2023

(Currency: Indian Rupees in Lakhs)

	Note	31st March 2023	31st March 2022
ASSETS			
A. Financial assets			
Cash and cash equivalents	3	113.82	142.23
Bank balances other than cash and cash equivalents	4	18.10	18.41
Receivables	5		
- Trade receivables		84.38	135.40
- Other receivables		22.46	19.02
Loans	6	613.17	186.35
Investments	7	4,852.56	5,251.22
Other financial assets	8	0.93	1.13
Sub-Total - Financial assets (A)		5,705.43	5,753.78
B. Non-Financial Assets			
Current tax assets (net)	9	94.49	49.13
Investment property	10	3.38	3.49
Property, plant & equipment & Intangibles	11	760.22	769.61
Right of use assets	12	1.94	3.05
Other non-financial assets	13	18.52	8.08
Sub-Total - Non-Financial assets (B)		878.55	833.37
Total - Assets (A+B)		6,583.98	6,587.15
LIABILITIES AND EQUITY			
LIABILITIES			
A. Financial liabilities			
Payables			
Trade payables			
	14		
- total outstanding dues of micro enterprises and small enterprises		-	-
- total outstanding dues of creditors other than micro enterprises and small enterprises		0.54	0.54
Other payables			
- total outstanding dues of micro enterprises and small enterprises		-	-
- total outstanding dues of creditors other than micro enterprises and small enterprises		23.91	25.22
Deposits	15	1.76	-
Lease liabilities	16	2.14	3.11
Other financial liabilities	17	40.35	35.40
Sub-total - Financial liabilities (A)		68.70	64.27

KEYNOTE FINANCIAL SERVICES LIMITED**STANDALONE BALANCE SHEET AS ON 31ST MARCH 2023 (CONTD.)**

(Currency: Indian Rupees in Lakhs)

	Note	31st March 2023	31st March 2022
B. Non- Financial liabilities			
Provisions	18	52.74	61.84
Deferred tax liabilities (net)	19	164.42	164.52
Other non-financial liabilities	20	<u>126.64</u>	<u>114.81</u>
Sub-total - Non-Financial liabilities (B)		343.80	341.17
C. Equity			
Equity Share capital	21	701.83	701.83
Other Equity	22	<u>5,469.65</u>	<u>5,479.87</u>
Sub-total - Equity (C)		6,171.48	6,181.71
Total - Liabilities and Equity (A+B+C)		<u>6,583.98</u>	<u>6,587.15</u>
Significant accounting policies	2		

The accompanying notes referred above form an integral part of the standalone Ind AS financial statements

As per our report of even date attached

For S M S R & Co LLP

Chartered Accountants

Firm Registration No: 110592W/W100094

For and on behalf of the Board of Directors of

Keynote Financial Services Limited

CIN No: L67120MH1993PLC072407

STANDALONE STATEMENT OF PROFIT AND LOSS FOR THE YEAR ENDED 31ST MARCH 2023

(Currency: Indian Rupees in Lakhs)

	Note	For the Year ended 31st March 2023	For the Year ended 31 March 2022
A. Revenue from operations			
Sale of services	23	604.62	446.13
Net gain on fair value changes	24	-	280.91
Other operating income	25	1.56	3.66
Total revenue from operations		606.18	730.70
B. Other income	26	101.01	190.48
Total income (A+B)		707.19	921.18
C. Expenses			
Finance costs	27	0.46	0.43
Fees and commission expense	28	9.06	30.50
Net loss on fair value changes	29	13.89	-
Impairment on financial instruments	30	-	(8.29)
Employee benefits expense	31	306.39	306.27
Depreciation and amortisation expense	32	20.53	28.48
Other expenses	33	281.58	201.25
Total Expenses (C)		631.90	558.64
Profit / (Loss) before tax (A+B-C)		75.29	362.54
D. Tax Expense			
- Current tax		27.49	24.50
- Deferred tax and Minimum alternate tax (MAT)		(3.14)	(27.67)
- Taxation for earlier years		-	-
Total Tax Expenses (D)		24.36	(3.17)
Profit / (loss) for the year (A+B-C-D)		50.94	365.71

KEYNOTE FINANCIAL SERVICES LIMITED

STANDALONE STATEMENT OF PROFIT AND LOSS FOR THE YEAR ENDED 31 MARCH 2023 (CONTD.)

(Currency: Indian Rupees in Lakhs)

	Note	For the Year ended 31st March 2023	For the Year ended 31 March 2022
E. Other Comprehensive Income			
(i) Items that will not be reclassified to profit or loss			
Remeasurement gains /(losses) of defined benefit plans		12.06	2.29
Income tax on the above		(3.04)	(0.64)
(ii) Items that will be reclassified to profit or loss			
Other Comprehensive Income (E)		9.02	1.66
Total Comprehensive Income for the year (net of tax) (A+B-C-D+E)		59.96	367.37
Earnings per equity share (face value of INR 10 each)			
Basic & diluted (INR)		0.73	5.21
Significant accounting policies	2		

The accompanying notes referred above form an integral part of the standalone Ind AS financial statements

As per our report of even date attached

For S M S R & Co LLP

Chartered Accountants

Firm Registration No: 110592W/W100094

For and on behalf of the Board of Directors of

Keynote Financial Services Limited

CIN No: L67120MH1993PLC072407

STANDALONE CASH FLOW STATEMENT FOR THE YEAR ENDED 31ST MARCH 2023

(Currency: Indian Rupees in Lakhs)

Particulars	For the Year ended 31st March 2023	For the year ended 31 March 2022
(A) Cash flows from operating activities:		
Profit / (loss) before tax	75.29	362.54
Adjustments for		
Depreciation and amortisation	20.53	28.48
Provision for gratuity	16.84	5.62
Provision for compensated absences	(1.94)	(0.28)
Impairment on financial instruments	-	(8.29)
Net (gain) / loss on fair value changes	13.89	(280.91)
Interest expenses	0.46	0.43
Dividend income	(34.89)	(77.99)
Interest Income	(39.26)	(83.56)
Sundry balances written back (net)	(2.24)	-
Lease income	(7.75)	(5.45)
Operating profit before working capital changes	39.93	(59.40)
Adjustment for working capital changes		
- (Increase) / decrease in trade and other receivables	47.58	(61.84)
- (Increase) / decrease in loans	(426.83)	(1.35)
- (Increase) / decrease in other financial assets	0.21	(0.11)
- (Increase) / decrease in other non-financial assets	(10.43)	7.76
- (Decrease) / Increase in trade and other payable	(1.32)	10.55
- (Decrease) / Increase in other financial liabilities	4.95	4.03
- (Decrease) / Increase in other non-financial liabilities	11.83	65.11
- (Decrease) / Increase in deposits	1.76	(2.32)
- (Decrease) / Increase in lease liabilities	(0.97)	2.22
- (Decrease) / Increase in provisions	(12.73)	(0.76)
Cash generated from / (used) in operations	(344.02)	(36.11)
Taxes paid (net of refunds)	(71.81)	(69.76)
Net cash generated from / (used) in operating activities	(415.83)	(105.87)
(B) Cash flows from investing activities:		
Purchase of plant, property and equipment and intangible assets	(9.91)	(7.21)
Sale of investments (net)	384.77	(1,210)
Deposits placed in banks and unpaid dividend accounts (net)	0.32	1,283.14
Rent received	7.75	5.45
Interest received	39.26	83.56
Dividend received	34.89	77.99
Net cash generated from / (used in) investing activities (B)	458.07	232.49

KEYNOTE FINANCIAL SERVICES LIMITED

STANDALONE CASH FLOW STATEMENT FOR THE YEAR ENDED 31 MARCH 2023

(Currency: Indian Rupees in Lakhs)

Particulars	For the Year ended 31st March 2023	For the year ended 31 March 2022
(C) Cash flow from financing activities:		
Dividend paid	(70.18)	(70.18)
Dividend distribution tax paid	-	-
Interest paid	(0.46)	(0.43)
Net cash generated from / (used in) financing activities (C)	<u>(70.65)</u>	<u>(70.61)</u>
Net increase / (decrease) in cash and cash equivalents (A+B+C)	<u>(28.41)</u>	<u>56.01</u>
Cash and cash equivalents as at beginning of year	142.23	86.22
Cash and cash equivalents as at the end of the year	<u>113.82</u>	<u>142.23</u>

Notes to cash flow statement :

1 Cash and cash equivalents as at the end of the year comprise of:

Cash on hand	5.06	3.72
Balances with banks		
- In current accounts	102.22	132.19
- In fixed deposits accounts (with original maturity of 3 months or less from the reporting date)	6.54	6.32
	<u>113.82</u>	<u>142.23</u>

- 2** The above Cash Flow Statement has been prepared under the 'Indirect Method' as set out in Indian Accounting Standard (Ind AS) 7 - "Statement of Cash Flows" as specified in the Companies (Indian Accounting Standard) Rules, 2015.
- 3** Cash and cash equivalents comprises cash on hand, current accounts and deposits with banks (with an original maturity of three months or less) and highly liquid investments that are readily convertible into known amounts of cash and which are subject to insignificant risk of changes in value.
- 4** The corresponding previous year figures have been regrouped or reclassified wherever necessary to confirm with the presentation of current year's figures.

As per our report of even date attached

For S M S R & Co LLP

Chartered Accountants

Firm Registration No: 110592W/W100094

For and on behalf of the Board of Directors of

Keynote Financial Services Limited

CIN No: L67120MH1993PLC072407

STANDALONE STATEMENT OF CHANGES IN EQUITY AS ON 31ST MARCH 2023

(Currency: Indian Rupees in Lakhs)

A. Equity Share capital

Particulars	Equity share capital	
	No. of Shares	Amount
Balance as at 1 April 2021	70.18	701.83
Changes in equity share capital during the year	-	-
Balance as at 31 March 2022	70.18	701.83
Changes in equity share capital during the year	-	-
Balance as at 31 March 2023	70.18	701.83

B. Other Equity

Particulars	Reserves and surplus			Other items of other comprehensive income	Total
	Securities premium	General reserve	Retained earnings		
Opening reinstated balance as on 1 April 2021	2,306.48	133.92	2,742.29	-	5,182.69
Profit / (loss) after tax for the year	-	-	365.71	-	365.71
Other comprehensive income (net of tax)	-	-	1.66	-	1.66
Appropriations towards dividend paid (including corporate tax dividend)	-	-	(70.18)	-	(70.18)
Balance as at 31 March 2022	2,306.48	133.92	3,039.48	-	5,479.88
Profit / (loss) after tax for the year	-	-	50.94	-	50.94
Other comprehensive income (net of tax)	-	-	9.02	-	9.02
Appropriations towards dividend paid	-	-	(70.18)	-	(70.18)
Balance as at 31 March 2023	2,306.48	133.92	3,029.25	-	5,469.65

The accompanying notes referred above form an integral part of the standalone Ind AS financial statements

As per our report of even date attached

For S M S R & Co LLP

Chartered Accountants

Firm Registration No: 110592W/W100094

For and on behalf of the Board of Directors of

Keynote Financial Services Limited

CIN No: L67120MH1993PLC072407

Notes forming part of the Standalone Ind AS Financial Statements

1. Corporate Information

Keynote Financial Services Limited (*formerly known as "Keynote Corporate Services Limited"*) ("the Company") is a public limited company domiciled in India and incorporated under the provisions of the Companies Act, 1956. Its registered office is located at Mumbai. Its shares are listed on two stock exchanges in India. i.e., BSE Limited (BSE) & National Stock Exchange of India Limited (NSE).

The Company is engaged in providing services of Investment banking, Corporate advisory and ESOP advisory services etc.

2. Significant Accounting Policies

(a) Basis of preparation

These standalone Ind AS financial statements have been prepared in accordance with Indian Accounting Standards (Ind AS) notified under Section 133 of the Companies Act, 2013 ("the Act") read with Companies (Indian Accounting Standards) Rules, 2015 and other relevant provisions of the Act, under the historical cost convention on accrual basis except for certain financial instruments which are measured at fair value. These accounting policies have been applied consistently over all the periods presented in these standalone Ind AS financial statements.

The financial statements were prepared in accordance with the accounting standards notified under Companies (Accounting Standard) Rules, 2006 (as amended) under the Act read with Rule 7 of the Companies (Accounts) Rules, 2014 (as amended), the relevant provisions of the Act (to the extent notified) and guidelines issued by the Securities and Exchange Board of India (SEBI) and other generally accepted accounting principles in India (collectively referred to as "Indian GAAP").

(b) Presentation of the financial statements

The Company is covered in the definition of Non-Banking Financial Company as defined in Companies (Indian Accounting Standards)

(Amendment) Rules, 2016. As per the format prescribed under Division III of Schedule III to the Companies Act, 2013 on 11 October 2013, the Company presents the Standalone Balance Sheet, the Standalone Statement of Profit and Loss and the Standalone Statement of Changes in Equity in the order of liquidity. A maturity analysis of recovery or settlement of assets and liabilities within 12 months after the reporting date and more than 12 months after the reporting date is presented in Note 53 of the standalone Ind AS financial statements.

Financial assets and financial liabilities are generally reported on a gross basis except when, there is an unconditional legally enforceable right to offset the recognised amounts without being contingent on a future event and the parties intend to settle on a net basis in the following circumstances:

- (i) The normal course of business
- (ii) The event of default
- (iii) The event of insolvency or bankruptcy of the Company and/or its counterparties

(c) Use of estimates and judgements

The preparation of financial statements in conformity with Ind AS requires management to make estimates, judgments, and assumptions that affect the application of accounting policies and the reported amounts of assets and liabilities (including contingent liabilities) and disclosures as of the date of financial statements and the reported amounts of revenue and expenses for the reporting period. Actual results could differ from these estimates. Accounting estimates and underlying assumptions are reviewed on an ongoing basis and could change from period to period. Appropriate changes in estimates are recognized in the period in which the Company becomes aware of the changes in circumstances surrounding the estimates. Any revisions to accounting estimates are recognized prospectively in the period in which the estimate is revised and future periods. The estimates and

judgments that have significant impact on carrying amount of assets and liabilities at each balance sheet date are discussed at note 2(v) of the standalone Ind AS financial statements.

(d) Property, Plant and Equipment

Property, plant and equipment (PPE) are stated at cost of acquisition less accumulated depreciation and accumulated impairment, (if any). Such cost includes purchase price including import duties and other non-refundable purchase taxes or levies, borrowing cost and any cost directly attributable to bringing the assets to its working condition for its intended use and adjustments arising from exchange rate variations attributable to the assets. Any trade discounts and rebates are deducted in arriving at the purchase price.

Subsequent expenditure are included in the asset's carrying amount or recognized as a separate asset, as appropriate, only when it is probable that future economic benefits associated with the item will flow to the Company and the cost of the item can be measured reliably. The carrying amount of any component accounted for as a separate asset is derecognised when replaced. All other repairs and maintenance are charged to profit or loss during the reporting period in which they are incurred.

Property, Plant and Equipment which are significant to the total cost of that item of Property, Plant and Equipment and having different useful life are accounted separately.

Assets costing INR 5,000 or less are fully depreciated in the year of purchase.

Cost of assets not ready for intended use, as on the Balance Sheet date, is shown as capital work in progress. Advances paid towards the acquisition of property, plant and equipment outstanding at each balance sheet date is classified as capital advances under other non- financial assets.

The carrying amount of an item of property, plant and equipment is derecognised on disposal or when no future economic benefits are expected from its use or disposal. The

date of disposal of an item of property, plant and equipment is the date the recipient obtains control of that item in accordance with the requirements for determining when a performance obligation is satisfied in Ind AS 115.

Gains and losses on disposals are determined by comparing proceeds with carrying amount and are recognized in the statement of profit and loss when the asset is derecognised.

Depreciation methods, estimated useful lives and residual value

Depreciation is provided on a pro-rata basis on the straight line method based on estimated useful life prescribed under Schedule II to the Companies Act, 2013.

Tangible assets	Useful life
Premises	60 years
Furniture and fixtures	10 years
Electrical fittings	10 years
Air conditioners	10 years
Office equipments	5 years
Computers and peripherals	3 years
Vehicles	8 years

The residual values, useful lives and methods of depreciation of Property, Plant and Equipment are reviewed at each financial year end and adjusted prospectively, if appropriate

(e) Investment Property

Investment property represents property held to earn rentals or for capital appreciation or both.

Investment properties are measured initially at cost, including transaction costs. Subsequent to initial recognition, investment properties are stated at cost less accumulated depreciation and accumulated impairment loss, if any.

Depreciation on property (Flat) classified as investment property has been provided on the straight-line method over a period of 60 years based on the Company's estimate of

their useful lives taking into consideration technical factors, which is the same as the period prescribed in Schedule II to the Companies Act 2013.

Though the Company initially measures investment property using cost based measurement. The said is measured subsequently at the fair value which are determined based on an annual evaluation as per Management's best estimates.

Investment properties are derecognised either when they have been disposed of or when they are permanently withdrawn from use and no future economic benefit is expected from their disposal. The difference between the net disposal proceeds and the carrying amount of the asset is recognised in the statement of profit and loss in the period of derecognition. The date of disposal of an item of investment property is the date the recipient obtains control of that item in accordance with the requirements for determining when a performance obligation is satisfied in Ind AS 115.

(f) Intangible assets and amortization

Intangible assets are stated at cost of acquisition net of recoverable taxes, trade discount and rebates less accumulated amortisation and impairment losses, if any. Such cost includes purchase price, borrowing costs, and any cost directly attributable to bringing the asset to its working condition for the intended use and adjustments arising from exchange rate variations attributable to the intangible assets.

Subsequent costs are included in the asset's carrying amount or recognised as a separate asset, as appropriate, only when it is probable that future economic benefits associated with the item will flow to the entity and the cost can be measured reliably.

Intangible assets are amortised on a straight-line basis over the estimated useful economic life, which is the Management's estimate of its useful life.

The carrying amount of an intangible asset is derecognised on disposal or when no future economic benefits are expected from its use

or disposal. Gains and losses on disposals are determined by comparing proceeds with carrying amount and are recognised in the statement of profit and loss when the asset is derecognised. The date of disposal of an item of intangible assets is the date the recipient obtains control of that item in accordance with the requirements for determining when a performance obligation is satisfied in Ind AS 115.

The residual values, useful lives and methods of amortisation of intangible assets are reviewed at each financial year end and adjusted prospectively, if appropriate.

(g) Investments in subsidiaries and trust

Investments in subsidiaries and trust are carried at cost less accumulated impairment losses, if any in the Separate Financial Statements as permitted under Ind AS 27 - "Separate financial statements".

Where an indication of impairment exists, the carrying amount of the investment is assessed and written down immediately to its recoverable amount. On disposal of investments in subsidiaries and trust, the difference between net disposal proceeds and the carrying amounts are recognised in the Standalone Statement of Profit and Loss.

(h) Impairment of non-financial assets

At each reporting date, the Company assesses whether there is any indication based on internal / external factors, that an asset may be impaired. If any such indication exists, the Company estimates the recoverable amount of the asset. The recoverable amount of asset is the higher of its fair value or value in use. Value in use is based on the estimated future cash flows, discounted to their present value using a pre-tax discount rate that reflects the current market assessment of time value of money and the risks specific to it. If such recoverable amount of the asset or the recoverable amount of the cash generating unit to which the asset belongs is less than its carrying amount, the carrying amount is reduced to its recoverable amount and the reduction is treated as an impairment loss and is

recognised in the statement of profit and loss. All assets are subsequently reassessed for indications that an impairment loss previously recognised may no longer exist. An Impairment loss is reversed if there has been a change in estimates used to determine the recoverable amount. Such a reversal is made only to the extent that the assets carrying amount would have been determined, net of depreciation or amortization, had no impairment loss been recognised.

(i) Provisions and contingencies

Provisions are recognised when the Company has a present obligation (legal or constructive) as a result of a past event, it is probable that an outflow of resources embodying economic benefits will be required to settle the obligation and a reliable estimate can be made of the amount of the obligation. Provisions are measured at the best estimate of the expenditure required to settle the present obligation at each reporting date.

Provisions are determined by discounting the expected future cash flows (representing the best estimate of the expenditure required to settle the present obligation at the balance sheet date) at a pre-tax rate that reflects current market assessments of the time value of money and the risks specific to the liability. The unwinding of the discount is recognized as finance cost. Expected future operating losses are not provided for in the standalone Ind AS financial statements.

Contingent liabilities are disclosed when there is a possible obligation arising from past events, the existence of which will be confirmed only by the occurrence or non-occurrence of one or more uncertain future events not wholly within the control of the Company or a present obligation that arises from past events where it is either not probable that an outflow of resources will be required to settle the obligation or a reliable estimate of the amount cannot be made.

(j) Foreign currency translation

Functional and presentation currency

Items included in financial statements of the Company are measured using the currency of the primary economic environment in which the Company operates ('the functional currency'). The financial statements are presented in Indian Rupees (INR), which is the Company's functional and presentation currency.

Transactions and balances

Foreign currency transactions are translated into the functional currency using the exchange rates at the dates of the transactions. Foreign exchange gains and losses resulting from the settlement of such transactions and from the translation of monetary assets and liabilities denominated in foreign currencies at year end exchange rates are recognized in profit or loss.

Non-monetary items that are measured at fair value in a foreign currency are translated using the exchange rates at the date when the fair value was determined. Translation differences on assets and liabilities carried at fair value are reported as part of the fair value gain or loss. For example, translation differences on non-monetary assets and liabilities such as equity instruments held at fair value through profit or loss are recognized in profit or loss as part of the fair value gain or loss and translation differences on non-monetary assets such as equity investments classified as FVOCI are recognized in other comprehensive income.

(k) Employee benefits

(i) Short-term obligations

Short-term employee benefits are recognised as an expense at the undiscounted amount in the Statement of Profit and Loss for the year in which the related services are rendered. The Company recognises the costs of bonus payments when it has a present obligation to make such payments as a result of past events and a reliable estimate of the obligation can be made.

(ii) Post-employment obligations

(I) Defined contribution plans

(a) Provident Fund: The Company recognises contribution payable to the provident fund scheme as an expense, when an employee renders the related service. If the contribution payable to the scheme for service received before the balance sheet date exceeds the contribution already paid, the deficit payable to the scheme is recognised as a liability after deducting the contribution already paid. If the contribution already paid exceeds the contribution due for services received before the balance sheet date, then excess is recognised as an asset to the extent that the pre-payment will lead to, for example, a reduction in future payment or a cash refund.

(b) Employees' State Insurance: The Company contributes to Employees State Insurance Scheme and recognises such contribution as an expense in the Statement of Profit and Loss in the period when services are rendered by the employees.

(II) Defined benefit plans

(a) Gratuity: The Company makes contribution to a Gratuity Fund administered by trustees and managed by LIC. The Company accounts its liability for future gratuity benefits based on actuarial valuation, as at the Balance Sheet date, determined every year by an independent actuary using the Projected Unit Credit method.

Re-measurements, comprising of actuarial gains and losses, the effect of the asset ceiling, excluding amounts included in net interest on the net defined benefit liability and the return on plan assets (excluding amounts included in net interest on the net defined benefit liability), are recognised immediately in the balance sheet with a corresponding debit or credit to retained earnings through OCI in the period in

which they occur. Remeasurements are not reclassified to profit or loss in subsequent periods.

Past service costs are recognised in profit or loss on the earlier of:

- (i) The date of the plan amendment or curtailment, and
- (ii) The date that the company recognises related restructuring costs

Net interest is calculated by applying the discount rate to the net defined benefit liability or asset.

The Company recognises the following changes in the net defined benefit obligation as an expense in the standalone statement of profit and loss:

- (i) Service costs comprising current and past service costs, gains and losses on curtailments and non-routine settlements; and
- (ii) Net interest expense or income

(III) Other Long-term employee benefits

(a) Compensated absences - Privilege leave entitlements are recognised as a liability as per the rules of the Company. The liability for accumulated leaves which can be availed and/or encashed at any time during the tenure of employment is recognised using the projected unit credit method at the actuarially determined value by an appointed independent actuary. The liability for accumulated leaves which is eligible for encashment within the same calendar year is provided for at prevailing salary rate for the entire unavailed leave balance as at the Balance Sheet date.

(I) Leases

(i) Operating lease as lessee - The Company has adopted Ind AS 116 - "Leases" effective 1 April, 2019, using the "full retrospective method". Further, the Company has applied the standard to its leases with the full impact recognised on the date of initial application.

The Company's lease asset classes primarily consist of leases for office premises. The Company assesses whether a contract is or contains a lease, at inception of a contract. A contract is, or contains, a lease if the contract conveys the right to control the use of an identified asset for a period of time in exchange for consideration. To assess whether a contract conveys the right to control the use of an identified asset, the Company assesses whether:

- (i) The contract involves the use of an identified asset;
- (ii) The Company has substantially all of the economic benefits from use of the asset through the period of the lease; and
- (iii) The Company has the right to direct the use of the asset.

At the date of commencement of the lease, the Company recognises a right-of-use asset ("ROU") and a corresponding lease liability for all lease arrangements in which it is a lessee, except for leases with a term of twelve months or less (short-term leases) and leases of low value assets. For these short-term and leases of low value assets, the Company recognises the lease payments as an operating expense on a straight-line basis over the term of the lease.

The right-of-use assets are initially recognised at cost, which comprises the initial amount of the lease liability adjusted for any lease payments made at or prior to the commencement date of the lease plus any initial direct costs less any lease incentives. They are subsequently measured at cost less accumulated depreciation and impairment losses, if any. Right-of-use assets are depreciated from the commencement date on a straight-line basis over the shorter of the lease term and useful life of the underlying asset.

The lease liability is initially measured at the present value of the future lease payments. The lease payments are discounted using the interest rate implicit in the lease or, if not

readily determinable, using the incremental borrowing rates. The lease liability is subsequently remeasured by increasing the carrying amount to reflect interest on the lease liability, reducing the carrying amount to reflect the lease payments made.

A lease liability is remeasured upon the occurrence of certain events such as a change in the lease term or a change in an index or rate used to determine lease payments. The remeasurement normally also adjusts the leased assets.

Lease liability and ROU asset have been separately presented in the Balance Sheet and lease payments have been classified as financing cash flows.

(II) Operating lease as lessor: In respect of assets given on operating lease, lease rentals are recognised on a straight-line basis over the term of lease unless;

- (i) Another systematic basis is more representative of the time pattern in which the benefit is derived from leased asset; or
- (ii) The payments to the lessor are structured to increase in line with the expected general inflation to compensate the lessor's expected inflationary cost increases, in which case the rental are recognised based on contractual term.

(m) Income tax

Current tax

Current tax assets and liabilities for the current and prior years are measured at the amount expected to be recovered from, or paid to, the taxation authorities. The tax rates and tax laws used to compute the amount are those that are enacted, or substantively enacted, by the reporting date in the country where the Company operates and generates taxable income.

Current income tax relating to items recognised outside profit or loss is recognised outside profit or loss i.e either in other comprehensive income or in equity. Current

tax items are recognised in correlation to the underlying transaction either in OCI or directly in equity. Management periodically evaluates positions taken in the tax returns with respect to situations in which applicable tax regulations are subject to interpretation and establishes provisions where appropriate.

Minimum Alternate Tax

Minimum alternate tax (MAT) paid in a year is charged to the statement of profit and loss as current tax. The Company recognizes MAT credit available as an asset only to the extent that it is probable that the Company will pay normal income tax during the specified period, i.e., the period for which MAT credit is allowed to be carried forward. In the year in which the Company recognizes MAT credit as an asset in accordance with the Guidance Note on Accounting for Credit Available in respect of Minimum Alternative Tax under the Income-tax Act, 1961, the said asset is created by way of credit to the statement of profit and loss and shown as "MAT Credit". The Company reviews the MAT Credit Entitlement asset at each reporting date and writes down the asset to the extent the Company does not have convincing evidence that it will pay normal tax during the specified period.

Deferred Tax

Deferred tax is provided on temporary differences at the reporting date between the tax bases of assets and liabilities and their carrying amounts for financial reporting purposes.

Deferred tax liabilities are recognised for all taxable temporary differences, except in respect of taxable temporary differences associated with investments in subsidiaries, where the timing of the reversal of the temporary differences can be controlled and it is probable that the temporary differences will not reverse in the foreseeable future.

Deferred tax assets are recognised for all deductible temporary differences, the carry forward of unused tax credits and any unused tax losses. Deferred tax assets are

recognised to the extent that it is probable that taxable profit will be available against which the deductible temporary differences, and the carry forward of unused tax credits and unused tax losses can be utilised, except in respect of deductible temporary differences associated with investments in subsidiaries deferred tax assets are recognised only to the extent that it is probable that the temporary differences will reverse in the foreseeable future and taxable profit will be available against which the temporary differences can be utilised.

The carrying amount of deferred tax assets is reviewed at each reporting date and reduced to the extent that it is no longer probable that sufficient taxable profit will be available to allow all or part of the deferred tax asset to be utilised. Unrecognised deferred tax assets are re-assessed at each reporting date and are recognised to the extent that it has become probable that future taxable profits will allow the deferred tax asset to be recovered.

Deferred tax assets and deferred tax liabilities are offset if a legally enforceable right exists to set off current tax assets against current tax liabilities and the deferred taxes relate to the same taxable entity and the same taxation authority.

(n) Cash and cash equivalents

Cash and cash equivalents include cash on hand, other short term, highly liquid investments with original maturities of three months or less that are readily convertible to known amounts of cash and which are subject to an insignificant risk of changes in value.

(o) Financial instruments

A financial instrument is defined as any contract that gives rise to a financial asset of one entity and a financial liability or equity instrument of another entity. Trade receivables and payables, loan receivables, investments in securities and subsidiaries, debt securities and other borrowings, preferential and equity capital etc. are some examples of financial instruments.

All the financial instruments are recognised on the date when the Company becomes party to the contractual provisions of the financial instruments. For tradable securities, the Company recognises the financial instruments on settlement date.

Initial recognition and measurement:

Financial assets and financial liabilities are recognized when the entity becomes a party to the contractual provisions of the instrument. Regular way purchases and sales of financial assets are recognized on trade-date, the date on which the Company commits to purchase or sell the asset.

At initial recognition, the Company measures a financial asset or financial liability at its fair value plus or minus, in the case of a financial asset or financial liability not at fair value through profit or loss, transaction costs that are incremental and directly attributable to the acquisition or issue of the financial asset or financial liability. Transaction costs of financial assets and financial liabilities carried at fair value through profit or loss are expensed in profit or loss. Immediately after initial recognition, an expected credit loss allowance (ECL) is recognized for financial assets measured at amortised cost.

When the fair value of financial assets and liabilities differs from the transaction price on initial recognition, the entity recognizes the difference as follows:

- (a) When the fair value is evidenced by a quoted price in an active market for an identical asset or liability (i.e. a Level 1 input) or based on a valuation technique that uses only data from observable markets, the difference is recognized as a gain or loss.
- (b) In all other cases, the difference is deferred and the timing of recognition of deferred day one profit or loss is determined individually. It is either amortized over the life of the instrument, deferred until the instrument's fair value can be determined using market observable inputs, or realized through settlement.

When the Company revises the estimates of future cash flows, the carrying amount of the respective financial assets or financial liability is adjusted to reflect the new estimate discounted using the original effective interest rate. Any changes are recognized in profit or loss.

Classification and subsequent measurement

The Company classifies its financial assets as subsequently measured at either amortised cost or fair value depending on the Company's business model for managing the financial assets and the contractual cash flow characteristics of the financial assets.

A financial asset is measured at amortised cost only if both of the following conditions are met:

- (i) The asset is held within a business model whose objective is to hold them to collect contractual cash flows; and
- (ii) The contractual terms of the financial asset give rise on specified dates to cash flows that are solely payments of principal and interest on the amount outstanding.

The Company has applied Ind AS 109 and classifies its financial assets in the following measurement categories:

- Amortised cost
- Fair value through profit or loss (FVTPL); or
- Fair value through other comprehensive income (FVOCI)

Such financial assets are subsequently measured at amortised cost using the Effective Interest rate method. Financial assets are subsequently measured at fair value through other comprehensive income if these financial assets are held within a business model whose objective is achieved by both collecting contractual cash flows and selling financial assets and the contractual terms of financial asset give rise on specified dates to cash flows that are solely payments of principal and interest on

principal and the interest on the principal outstanding. Any financial instrument, which does not meet the criteria for categorisation as amortized cost or as Fair Value Through Other Comprehensive Income (FVTOCI), is classified as at Fair Value Through P&L (FVTPL). In addition, the Company may elect to classify a debt instrument, which otherwise meets amortized cost or FVTOCI criteria, as at FVTPL. However, such election is allowed only if doing so reduces or eliminates a measurement or recognition inconsistency (referred to as 'accounting mismatch'). Debt instruments included within the FVTPL category are measured at fair value with all changes recognised in the profit and loss.

Financial liabilities are classified at amortised cost or FVTPL. A financial liability is classified as at FVTPL if it is classified as held for trading, or it is a derivative or it is designated as such on initial recognition. Financial liabilities at FVTPL are measured at fair value and net gains and losses, including any interest expense, are recognised in profit or loss. Other financial liabilities are subsequently measured at amortised cost using the effective interest method. Interest expense and foreign exchange gains and losses are recognised in profit or loss. Any gain or loss on derecognition is also recognised in Statement of Profit or loss.

Equity Investments

The Company accounts for equity investments in subsidiaries at cost less impairment.

All other equity investments are measured at fair value, with value changes recognised in Statement of Profit and Loss, except for those equity investments for which the Company has elected to present the value changes in 'Other Comprehensive Income'. However, dividend on such equity investments are recognised in Statement of Profit and loss when the Company's right to receive payment is established.

Fair Value Hierarchy

Some of the Company's assets and liabilities

are measured at fair value for financial reporting purpose. Fair value is the price that would be received to sell an asset or paid to transfer a liability in an orderly transaction between market participants at the measurement date regardless of whether that price is directly observable or estimated using another valuation technique.

Information about the valuation techniques and inputs used in determining the fair value of various assets and liabilities are disclosed in Note 49 of the standalone Ind AS financial statements.

Impairment of Financial Assets

The Company applies expected credit loss (ECL) model for measurement and recognition of loss allowance on the following:

- (i) Trade receivables
- (ii) Financial assets measured at amortised cost (other than trade receivables)
- (iii) Financial assets measured at fair value through other comprehensive income (FVTOCI)

In case of trade receivables, the Company follows a simplified approach wherein an amount equal to lifetime ECL is measured and recognised as loss allowance.

In case of other assets (listed as ii and iii above), the Company determines if there has been a significant increase in credit risk of the financial asset since initial recognition. If the credit risk of such assets has not increased significantly, an amount equal to 12-month ECL is measured and recognised as loss allowance. However, if credit risk has increased significantly, an amount equal to lifetime ECL is measured and recognised as loss allowance.

Subsequently, if the credit quality of the financial asset improves such that there is no longer a significant increase in credit risk since initial recognition, the Company reverts to recognising impairment loss allowance based on 12-month ECL.

ECL is the difference between all contractual cash flows that are due to the Company in

accordance with the contract and all the cash flows that the Company expects to receive (i.e. all cash shortfalls), discounted at the original effective interest rate.

Lifetime ECL are the expected credit losses resulting from all possible default events over the expected life of a financial asset. 12-month ECL are a portion of the lifetime ECL which result from default events that are possible within 12 months from the reporting date.

ECL are measured in a manner that they reflect unbiased and probability weighted amounts determined by a range of outcomes, taking into account the time value of money and other reasonable information available as a result of past events, current conditions and forecasts of future economic conditions.

As a practical expedient, the Company uses a provision matrix to measure lifetime ECL on its portfolio of trade receivables.

The provision matrix is prepared based on historically observed default rates over the expected life of trade receivables and is adjusted for forward-looking estimates. At each reporting date, the historically observed default rates and changes in the forward-looking estimates are updated.

Write-offs

The Company reduces the gross carrying amount of a financial asset when the Company has no reasonable expectations of recovering a financial asset in its entirety or a portion thereof. This is generally the case when the Company determines that the borrower does not have assets or sources of income that could generate sufficient cash flows to repay the amounts subjected to write-offs. Any subsequent recoveries are credited to the statement of profit and loss.

De-recognition of financial instruments

- (a) **Financial asset** - A financial asset or a part thereof is primarily de-recognised when:
- (i) The right to receive contractual cash flows from the asset has expired, or

- (ii) The Company has transferred its right to receive cash flows from the asset or has assumed an obligation to pay the received cash flows in full without material delay to a third party under a 'pass-through' arrangement; and either:

- (a) The Company has transferred substantially all the risks and rewards of the asset, or
- (b) The Company has neither transferred nor retained substantially all the risks and rewards of the asset, but has transferred control of the asset.

If the Company enters into transactions whereby it transfers assets recognised on its balance sheet, but retains all or substantially all the risks and rewards of the transferred assets, the transferred assets are not de-recognised. On de-recognition of a financial asset, the difference between the carrying amount of the asset and the consideration received is recognised in profit or loss.

- (b) **Financial liabilities:** The Company de-recognises a financial liability when its contractual obligations are discharged, cancelled or expired.

Offsetting of financial instruments

Financial assets and liabilities are offset and the net amount is reported in the balance sheet where there is a legally enforceable right to offset the recognised amounts and there is an intention to settle on a net basis or realise the asset and settle the liability simultaneously. The legally enforceable right must not be contingent on future events and must be enforceable in the normal course of business and in the event of default, insolvency or bankruptcy of the Company or the counterparty.

(p) Revenue Recognition

The Company recognises revenue from contracts with customers based on a five-step model set out in Ind AS 115, Revenue from Contracts with Customers, to determine when to recognize revenue and at what amount. Revenue is measured based on the consideration specified in the contract

with a customer. Revenue from contracts with customers is recognised when services are provided and it is highly probable that a significant reversal of revenue is not expected to occur.

Revenue is measured at fair value of the consideration received or receivable. Revenue is recognised when (or as) the Company satisfies a performance obligation by transferring a promised service (i.e. an asset) to a customer. An asset is transferred when (or as) the customer obtains control of that asset

Step 1: Identify contract(s) with a customer: A contract is defined as an agreement between two or more parties that creates enforceable rights and obligations and sets out the criteria for every contract that must be met.

Step 2: Identify performance obligations in the contract: A performance obligation is a promise in a contract with a customer to transfer a good or service to the customer.

Step 3: Determine the transaction price: The transaction price is the amount of consideration to which the Company expects to be entitled in exchange for transferring promised goods or services to a customer, excluding amounts collected on behalf of third parties.

Step 4: Allocate the transaction price to the performance obligations in the contract: For a contract that has more than one performance obligation, the Company allocates the transaction price to each performance obligation in an amount that depicts the amount of consideration to which the Company expects to be entitled in exchange for satisfying each performance obligation.

Step 5: Recognise revenue when (or as) the Company satisfies a performance obligation.

- (i) **Interest income** - Interest income is recognised using the effective interest rate (EIR) method by considering all contractual terms of the financial instrument in estimating the cash flows.
- (ii) **Dividend income** - Dividend income

(including from FVOCI investments) is recognised when the Company's right to receive the payment is established, it is probable that the economic benefits associated with the dividend will flow to the entity and the amount of the dividend can be measured reliably. This is generally when the shareholders approve the dividend.

- (iii) **Net gain on fair value changes** - Financial assets are subsequently measured at fair value through profit or loss (FVTPL) or fair value through other comprehensive income (FVOCI), as applicable. The Company recognises gains/losses on fair value change of financial assets measured as FVTPL and realised gains/losses on derecognition of financial asset measured at FVTPL and FVOCI.
- (iv) **Sale of services** - Income from services (including other operating revenues) are recognized with reference to achievement of milestones defined in the corresponding engagement or mandate letters entered with counter party which reflects the stage of each performance obligation.
- (v) **Dividend income** - The Company recognises dividend income in the statement of profit or loss on the date that the Company's right to receive payment is established, it is probable that the economic benefits associated with the dividend will flow to the entity and the amount of dividend can be reliably measured. This is generally when the shareholders approve the dividend.
- (vi) **Contract Balances**
 - Trade Receivables** - A receivable represents the Company's right to an amount of consideration that is unconditional.
 - Unbilled Revenue** - Unbilled revenue represents value of services performed in accordance with reference to achievement of milestones defined

in the corresponding engagement or mandate letters entered with counter party with the contract terms but not billed.

Contract Liabilities - A contract liability is the obligation to transfer goods or services to a customer for which the Company has received consideration (or an amount of consideration is due) from the customer. If a customer pays consideration before the Company transfers goods or services to the customer, a contract liability is recognised when the payment is made or the payment is due (whichever is earlier). Contract liabilities are recognised as revenue when the Company performs under the contract.

(q) Cash flow statement

Cash flows are reported using the indirect method, where by profit / (loss) before tax is adjusted for the effects of transactions of non-cash nature and any deferrals or accruals of past or future cash receipts or payments.

For the purpose of the Statement of Cash Flows, cash and cash equivalents as defined above, as they are considered an integral part of cash management of the company.

(r) Earnings per share

Basic Earnings Per Share is calculated by dividing the net profit or loss for the period attributable to equity shareholders by the weighted average number of equity shares outstanding during the period.

The weighted average number of equity shares outstanding during the period and for all periods presented is adjusted for events, such as bonus shares, other than the conversion of potential equity shares, that have changed the number of equity shares outstanding, without a corresponding change in resources. For the purpose of calculating diluted earnings per share, the net profit or loss for the period attributable to equity shareholders and the weighted average number of shares outstanding during the period is adjusted for the effects of all dilutive

potential equity shares.

(s) Dividends

The final dividend on shares is recorded as a liability on the date of approval by the shareholders, and interim dividends are recorded as liability on the date of declaration by the Company's Board of Directors and consequently approved by the shareholders of the company.

(t) Segment information

Operating segments are those components of the business whose operating results are regularly reviewed by the chief operating decision making body in the Company to make decisions for performance assessment and resource allocation.

The reporting of segment information is the same as provided to the management for the purpose of the performance assessment and resource allocation to the segments

The accounting policies adopted for Segment reporting are in line with the accounting policies of the company with the following additional policies:

Revenue and expenses have been identified to segments on the basis of their relationship to the operating activities of the Segment. Revenue and expenses, which relate to the enterprise as a whole and are not allocable to Segments on a reasonable basis have been included under "Un-allocable".

Assets and liabilities have been identified to segments on the basis of their relationship to the operating activities of the Segment. Assets and liabilities, which relate to the enterprise as a whole and are not allocable to Segments on a reasonable basis have been included under "Un-allocable".

(u) Events after reporting date

Where events occurring after the balance sheet date provide evidence of conditions that existed at the end of the reporting period, the impact of such events is adjusted within the financial statements. Otherwise, events after the balance sheet date of material size or nature are only disclosed.

(v) Critical estimates and judgements

The preparation of financial statements requires the use of accounting estimates which by definition will seldom equal the actual results. Management also need to exercise judgement in applying the Company's accounting policies.

This note provides an overview of the areas that involved a higher degree of judgement or complexity, and items which are more likely to be materially adjusted due to estimates and assumptions turning out to be different than those originally assessed. Detailed information about each of these estimates and judgements is included in relevant notes together with information about the basis of calculation for each affected line item in the financial statements.

The areas involving critical estimates or judgement are:

- (i) Estimated useful life of PPE - refer Note 2(d) and 11
- (ii) Estimation of tax expenses and tax payable - refer Note 2(m) and 47
- (iii) Fair value of financial instruments - refer Note 2(o) and 49
- (iv) Estimation of Defined benefit obligations - refer Note 2(k) and 45
- (v) Probable outcome of matters included under Contingent Liabilities - refer note 2(i) and 34

Notes to the Standalone Ind AS financial

3	Cash and cash equivalents	31st March 2023	31st March 2022
	Cash on hand	5.06	3.72
	Balances with banks		
	- In current accounts	102.22	132.19
	- In fixed deposits accounts (with maturity of 3 months or less)	6.54	6.32
		113.82	142.23

Note: There are no repatriation restrictions with regard to cash and cash equivalents as at the end of the reporting periods disclosed in the financial statements.

4	Bank balances other than cash and cash equivalents	31st March 2023	31st March 2022
	Fixed deposits with banks (with maturity of more than 3 months)	9.61	9.17
	Earmarked balances with banks towards unpaid dividend accounts	8.49	9.24
		18.10	18.41

Notes:

- There are no repatriation restrictions with regard to bank balances other than cash and cash equivalents as at the end of the reporting periods disclosed in the financial statements.
- There are no bank deposits and balances with banks to the extent held as margin money or security against the borrowings, guarantees and other commitments as at the end of the reporting periods disclosed in the financial statements.
- Bank balances include restricted bank balances of INR 8,48,902 (31 March 2022: 9,24,117) on account of bank balances held as unpaid dividends.

5	Receivables	31st March 2023	31st March 2022
	Trade receivables		
	Receivables considered good - unsecured	82.38	124.52
	Unbilled revenue	2.00	10.88
	Receivables - credit impaired	6.54	18.11
	Less : Impairment loss allowance	(6.54)	(18.11)
		84.38	135.40
	- Other receivables		
	Receivables considered good - unsecured	22.46	19.02
	Less : Impairment loss allowance	-	-
		22.46	19.02
		106.84	154.42

- The Company applies the Ind AS 109 simplified approach to measuring expected credit losses (ECLs) for receivables at an amount equal to lifetime ECLs. The ECLs on receivables are calculated based on actual historic credit loss experience over the preceding three to five years on the total balance of non-credit impaired receivables. The Company considers a receivable to be credit impaired when one or more detrimental events have occurred, such as significant financial difficulty of the client or it becoming probable that the client will enter bankruptcy or other financial reorganization. When a receivable is credit impaired, it is written off against receivables and the amount of the loss is recognised in the income statement. Subsequent recoveries of amounts previously written off are credited to the income statement. Further, the Company has recognised ECL on credit impaired assets only.
- No trade or other receivable are due from directors or other officers of the Company either severally or jointly with any other person. Nor any trade or other receivable are due from firms or private companies respectively in which any director is a partner, a director or a member.
- Trade and other receivables are non-interest bearing and the same is relied upon by the Auditor.
- Trade receivables includes receivables from related parties INR NIL (P.Y NIL).
- Other receivables includes receivables from related parties INR 16,41,355 (P.Y INR 9,75,282) (refer note 46(iii)).

Trade Receivable ageing schedule as at 31st March, 2023						
Particulars	Less than 6 months	6 months -1 year	1-2 years	2-3 years	More than 3 years	Total
(i) Undisputed Trade receivable- Considered good	73.82	6.86	-	7.32	0.92	88.92

Trade Receivable ageing schedule as at 31st March, 2022						
Particulars	Less than 6 months	6 months -1 year	1-2 years	2-3 years	More than 3 years	Total
(i) Undisputed Trade receivable- Considered good	118.93	0.72	9.80	2.95	10.23	142.63

6	Loans	31st March 2023	31st March 2022
	(A) Measured at amortised cost / fair value through profit or loss		
	At amortised cost		
	Loans repayable on demand (Refer notes below)	600.00	150.00
	Interest accrued on		
	- Loans	10.95	34.05
	At fair value through profit or loss		
	Loan to employees - considered good	2.23	2.30
		613.17	186.35
	Less : Impairment loss allowance	-	-
		613.17	186.35
	(B) Secured / Unsecured		
	(i) Secured by tangible assets	-	50.00
	(ii) Unsecured	613.17	136.35
		613.17	186.35
	Less : Impairment loss allowance	-	-
		613.17	186.35
	(C) Of the above		
	(i) Loans in India		
	- Public sector	-	-
	- Others	613.17	186.35
		613.17	186.35
	Less : Impairment loss allowance	-	-
		613.17	186.35
	(ii) Loans outside India	-	-
	Less : Impairment loss allowance	-	-
		613.17	186.35
	(D) Stage wise breakup of loans		
	(i) Low credit risk (Stage 1)	613.17	186.35
	(ii) Significant increase in credit risk (Stage 2)	-	-
	(iii) Credit impaired (Stage 3)	-	-
		613.17	186.35
	Less : Impairment loss allowance	-	-
		613.17	186.35

Notes:

- The company had given an unsecured loan to Siddha Real Estate Development Private Limited amounting to INR 1,00,00,000 at the rate of 12% p.a, repayable on demand.
- The company had given an unsecured loan to Bela Properties Private Limited amounting to INR 50,00,000 at the rate of 12% p.a, repayable on demand in previous years which has been recovered during FY 2022-23.
- The Company considers the secured / unsecured loans given to other parties as fully recoverable i.e. at Stage 1 category (low credit risk) at the various reporting periods. Accordingly, in line with the Company's accounting policy no impairment allowance was created at the end of the aforesaid mentioned reporting periods.

KEYNOTE FINANCIAL SERVICES LIMITED

Notes to the Standalone Ind AS financial

7. INVESTMENTS

Sr No.	Particulars	No. of Shares / units		Quoted / Unquoted	Face Value	Amount as at	
		31st March 2023	31st March 2022			31st March 2023	31st March 2022
(A)	Investments measured at amortised cost						
(i)	Investments in debt securities						
1	Series II 8% Partly convertible debentures - Netambit Valuefirst Services Private Limited	7,500	7,500	Unquoted	1,000	75.00	75.00
2	J M Fin ASST RECON CO LTD-TR XXXV BR NCD 11JULY24	9	9	Unquoted		90.00	90.00
	Total (A- i)					165.00	165.00
(ii)	Investments in equity instruments						
1	Keynote Financial Services Ltd (<i>held by Keynote Trust</i>)	1,451,702	1,451,702	Quoted	10	129.71	129.71
	Total (A- ii)					129.71	129.71
(iii)	Investments in subsidiaries						
1	Keynote Capitals Limited	11,266,607	11,266,607	Unquoted	10	1,755.00	1,755.00
2	Keynote Fincorp Limited	1,999,994	1,999,994	Unquoted	10	375.00	375.00
3	Keynote Trust (<i>initial corpus fund</i>)	-	-	Unquoted	-	0.20	0.20
	Total (A- iii)					2,130.20	2,130.20
	Total (A = i+ii+iii)					2,424.91	2,424.91
(B)	Investments measured at fair value through profit or loss						
(i)	Investments in mutual funds / exchange traded funds						
1	HDFC Liquid-DD	806	-	Unquoted	1,000	35.66	-
2	HDFC Ultra Short Term Fund-Direct Plan-Weekly Dividend Option	1	7,601	Unquoted	100	-	0.76
3	Quant Quantamental Fund-Collection A/c	909,641	909,641	Unquoted	100	122.06	109.86
5	ICICI Prudential Nifty Index Fund-Growth	148,160	115,466	Unquoted	100	253.50	197.31
6	ICICI Prudential Liquid Fund-Growth	66,562	17,951	Unquoted		220.09	56.21
7	Nippon India Balanced Advantage Fund	204,741	204,741	Unquoted		256.33	246.85
8	Kotak Savings Fund - Growth (Regular Plan)	-	8,492	Unquoted	10	-	363.37
9	Kotak Saving Fund	-	716,502	Unquoted	1,000	-	249.99
10	Parag Parikh Flexi Cap Fund - Regular Plan - Growth	394,631	394,631	Unquoted	10	195.31	195.25
11	Mahindra Manulife MF Collection Pool A/c	-	2,923	Unquoted	1,000	-	40.18
12	Nippon India Liquid Fund-Growth Plan-Growth Option (LFIGG)	-	5,729	Quoted	1	-	295.85
	Total (B - i)					1,082.95	1,755.62
(ii)	Investments in equity instruments						
1	Godrej Properties Limited	2,000	2,000	Quoted	5	20.61	33.44
2	HDFC Bank Limited	493	2,652	Quoted	1	7.94	38.98
3	Info Edge (India) Limited	20	20	Quoted	10	0.75	0.90
4	Shree Cement Limited	1	-	Quoted	10	0.26	-
5	Page Industries Limited	1	1	Quoted	10	0.38	0.43
6	Bajaj Finance Limited	20	214	Quoted	2	1.12	15.53
7	Bajaj Finserv Limited	149	13	Quoted	5	1.89	2.22
8	Steelcast Limited	6,000	6,000	Quoted	5	27.33	20.99
9	Asian Paints Limited	46	135	Quoted	1	1.27	4.16
10	Astral Ltd	2,751	2,209	Quoted	1	36.78	44.69
11	Cholamandalam Investment and Finance Company Ltd	483	567	Quoted	2	3.68	4.07

Notes to the Standalone Ind AS financial

Sr No.	Particulars	No. of Shares / units		Quoted / Unquoted	Face Value	Amount as at	
		31st March 2023	31st March 2022			31st March 2023	31st March 2022
12	CESC Limited	-	2,220	Quoted	10	-	1.68
13	Reliance Industries Limited	543	865	Quoted	10	12.66	22.78
14	Larsen & Toubro Ltd	143	66	Quoted	2	3.10	1.17
15	Thermax Ltd	-	650	Quoted	2	-	12.63
16	ICICI Bank Ltd	1,284	3,251	Quoted	2	11.26	23.74
17	PSP Projects Ltd	234	-	Quoted	10	1.57	-
18	State Bank of India	2,648	3,204	Quoted	1	13.87	15.81
19	Dabur India Ltd	-	2,000	Quoted	1	-	10.73
20	Fortis Healthcare Ltd	1,727	2,357	Quoted	10	4.49	6.84
21	Maruti Suzuki India Ltd	29	29	Quoted	5	2.40	2.19
22	Tata Motors Ltd -New NPP FV 2 CLASS	3,019	3,199	Quoted	2	12.70	13.87
23	Titan Company Ltd	112	160	Quoted	1	2.82	4.06
24	Zee Entertainment Enterprises Ltd	6,745	2,924	Quoted	1	14.28	8.43
25	India Bulls Real Estates Ltd	14,075	6,800	Quoted	2	6.87	6.89
26	Housing Development Finance Corporation Ltd	347	135	Quoted	2	9.12	3.22
27	United Spirits Ltd	-	197	Quoted	2	-	1.75
28	Poly Medicure Ltd	68	56	Quoted	5	0.65	0.53
29	J B Chemicals & Pharmaceuticals Ltd	152	182	Quoted	2	3.00	2.87
30	Infosys Limited	462	1,830	Quoted	5	6.60	34.90
31	DFM Foods Ltd	-	2,182	Quoted	2	-	6.45
32	Bharti Airtel Ltd	2,326	2,200	Quoted	5	17.42	16.50
33	Tech Mahindra Ltd	1,125	-	Quoted	5	12.40	-
34	Piramal Enterprises Ltd	1,586	101	Quoted	2	10.75	2.21
35	ITC Ltd	470	1,174	Quoted	1	1.80	2.94
36	Hindustan Unilever Ltd	-	95	Quoted	1	-	1.95
37	Engineers India Ltd	-	1,107	Quoted	5	-	0.71
38	Aditya Birla Capital Ltd	-	2,200	Quoted	10	-	2.37
39	Voltas Ltd	-	975	Quoted	1	-	12.13
40	Ultratech Cement Ltd	-	34	Quoted	10	-	2.24
41	Vidhi Speciality Food Ingredients Ltd	6,700	6,000	Quoted	1	21.86	25.07
42	Tata Consultancy Services Ltd	15	-	Quoted	1	0.48	-
43	IDFC Ltd	3,632	10,409	Quoted	10	2.85	6.41
44	Bharat Petroleum Corporation Ltd	-	140	Quoted	10	-	0.50
45	Healthcare Global Enterprises Ltd	2,223	2,223	Quoted	10	5.84	6.00
46	Tv18 Broadcast Ltd	7,500	7,500	Quoted	2	2.16	5.56
47	Tata Elxsi Limited	-	67	Quoted	10	-	5.92
48	Dixon Technologies (India) Ltd	-	34	Quoted	2	-	1.47
49	Angel Broking Ltd	-	506	Quoted	10	-	7.77
50	Tata Steel Limited	10,570	428	Quoted	10	11.05	5.59
51	Tanla Platforms Ltd	-	296	Quoted	1	-	4.52
52	Tata Communications Ltd	67	212	Quoted	10	0.83	2.60
53	Sasken Technologies Ltd	-	357	Quoted	10	-	3.27

KEYNOTE FINANCIAL SERVICES LIMITED

Notes to the Standalone Ind AS financial

Sr No.	Particulars	No. of Shares / units		Quoted / Unquoted	Face Value	Amount as at	
		31st March 2023	31st March 2022			31st March 2023	31st March 2022
54	Prism Johnson Ltd	-	731	Quoted	10	-	0.84
55	Orient Refractories Ltd (RHI Magnetia India Ltd)	801	1,273	Quoted	1	5.04	7.80
56	Nirlon Ltd	480	793	Quoted	10	1.80	3.25
57	Indostar Capital Finance Ltd	-	2,908	Quoted	10	-	6.15
58	Hindalco Industries Ltd	273	2,039	Quoted	1	1.11	11.61
59	Den Networks Ltd	5,964	5,964	Quoted	10	1.59	2.20
60	Blue Dart Express Ltd	71	114	Quoted	10	4.40	7.80
61	Cipla Ltd	1,408	245	Quoted	2	12.68	2.50
62	Cadila Healthcare Ltd	-	666	Quoted	1	-	2.32
63	Ajanta Pharma Ltd	116	28	Quoted	2	1.40	0.51
64	Edelweiss Financial Services Ltd	16,463	8,860	Quoted	10	8.64	5.20
65	EPL Limited	1,610	2,210	Quoted	10	2.61	4.28
66	Nucleus Software Exports Ltd	1,324	723	Quoted	10	8.45	3.00
67	PVR Ltd	-	600	Quoted	10	-	11.53
68	Thyrocare Technologies Ltd	-	222	Quoted	10	-	1.72
69	REDINGTON INDIA LTD	-	2,656	Quoted	10	-	3.85
70	NATCO PHARMA LTD	1,946	551	Quoted	10	10.97	4.17
71	INTELECT DESIGN ARENA LTD	-	916	Quoted	10	-	8.68
72	INDIA PESTICIDES LTD.	-	562	Quoted	10	-	1.51
73	HINDUJA GLOBAL SOLUTIONS LTD	94	250	Quoted	10	0.97	2.56
74	Axis Bank Ltd	1,193	3,212	Quoted	10	10.24	24.43
75	ARVIND FASHIONS LTD	-	1,156	Quoted	10	-	3.28
76	DHAR TEXTILE MILLS LTD	400	400	Quoted	10	0.04	0.04
77	INDU NISSAN OXO CHEM	76	76	Quoted	10	0.01	0.01
78	TPI India Ltd	400	400	Quoted	10	0.01	0.01
79	3M India Ltd	-	4	Quoted	10	0.00	0.79
80	Abbott India Ltd	9	6	Quoted	10	1.99	1.06
81	BEML Ltd	93	32	Quoted	10	1.17	0.58
82	Brigade Enterprises Ltd	-	1,565	Quoted	10	0.00	8.10
83	Cartrade Tech Ltd	29	29	Quoted	10	0.11	0.17
84	Coforge Ltd	58	36	Quoted	10	2.21	1.60
85	Computer Age Management Services Ltd	31	44	Quoted	10	0.63	1.02
86	Crompton Greaves Consumer Electrical Ltd	-	233	Quoted	10	0.00	0.87
87	Dodla Dairy Ltd	214	214	Quoted	10	0.99	0.96
88	Dr Lal Pathlabs Ltd	20	20	Quoted	10	0.37	0.52
89	Equitas Holdings Ltd	-	1,770	Quoted	10	-	1.89
90	Fine Organic Industries Ltd	6	37	Quoted	10	0.26	1.49
91	Garware Technical Fibres Ltd	32	42	Quoted	10	0.93	1.19
92	HDFC Life Insurance Company Ltd	175	71	Quoted	10	0.87	0.38
93	ICICI Lombard General Insu Company Lte	180	206	Quoted	10	1.93	2.74
94	Indigo Paints Ltd	98	98	Quoted	10	0.99	1.57
95	Jash Engineering Ltd	2,725	1,500	Quoted	10	22.88	7.66

Notes to the Standalone Ind AS financial

Sr No.	Particulars	No. of Shares / units		Quoted / Unquoted	Face Value	Amount as at	
		31st March 2023	31st March 2022			31st March 2023	31st March 2022
96	KNR Constructions Ltd	-	167	Quoted	10	-	0.47
97	Kotak Mahindra Bank Ltd	121	39	Quoted	10	2.10	0.68
98	Lnt Technology Services Ltd	7	19	Quoted	10	0.24	0.97
99	Metropolis Healthcare Ltd	35	35	Quoted	10	0.44	0.71
100	Mphasis Ltd	-	74	Quoted	10	-	2.50
101	Music Broadcast Ltd	32,737	9,238	Quoted	10	3.55	2.38
102	Navin Fluorine International Ltd	39	39	Quoted	10	1.66	1.59
103	Nestle India Ltd	24	25	Quoted	10	4.73	4.34
104	Newgen Software Technologies Ltd	-	143	Quoted	10	-	0.67
105	Nykaa	614	45	Quoted	10	0.76	0.76
106	Orient Electric Ltd	-	222	Quoted	10	0.00	0.71
107	Persistent Systems Ltd	43	61	Quoted	10	1.98	2.91
108	Phoenix Mills Ltd	60	51	Quoted	10	0.78	0.56
109	Saregama India Ltd	310	31	Quoted	10	1.03	1.50
110	SBI Card and Payment Services Ltd	285	205	Quoted	10	2.11	1.75
111	Sequent Scientific Ltd	627	627	Quoted	10	0.46	0.84
112	Suven Pharmaceuticals Ltd	-	140	Quoted	10	-	0.87
113	Vedant Fashions Ltd	87	73	Quoted	10	0.99	0.70
114	Trent Ltd	900	1,648	Quoted	10	12.38	21.04
115	Religare Enterprises Ltd	1,366	2,277	Quoted	10	1.98	2.96
116	K.P.R Mill Ltd	-	1,515	Quoted	10	-	9.44
117	Hitachi Energy India Ltd	132	219	Quoted	10	4.41	7.71
118	Gujarat Fluorochemicals Ltd	-	241	Quoted	10	0.00	6.62
119	Godrej Industries Ltd	1,126	978	Quoted	10	4.55	4.53
120	EUREKA FORBES LTD	2,700	2,700	Quoted	10	11.52	10.57
121	EICHER Motors Ltd	48	20	Quoted	10	1.42	0.49
122	Balrampur Chini Mills Ltd	-	1,716	Quoted	10	-	8.41
123	ABB India Ltd	384	-	Quoted	10	12.92	
124	Ambuja Cement Ltd	127	-	Quoted	10	0.46	
125	Campus Activewear Ltd	122	-	Quoted	10	0.41	
126	CONFIDENCE PETROLEUM INDIA LTD	2,596	-	Quoted	10	1.58	
127	Creditaccess Grameen Ltd	779	-	Quoted	10	7.13	
128	DEEPAK FERTILISERS PETROCHEMICALS CORP LTD	326	-	Quoted	10	1.79	
129	Escorts Ltd	700	-	Quoted	10	13.24	
130	Heranba Industries Ltd	93	-	Quoted	10	0.26	
131	IIFL Finance Ltd	97	-	Quoted	10	0.47	
132	Life Insurance Corporation of India	302	-	Quoted	10	1.61	
133	Matrimony.Com Ltd	136	-	Quoted	10	0.70	
134	Motilal Oswal Financial Services Ltd	122	-	Quoted	10	0.74	
135	NTPC Ltd	5,408	-	Quoted	10	9.48	
136	Rainbow Childrens Medicare Ltd	178	-	Quoted	10	1.30	
137	The Catholic Syrian Bank Ltd	670	-	Quoted	10	1.65	

KEYNOTE FINANCIAL SERVICES LIMITED

Notes to the Standalone Ind AS financial

Sr No.	Particulars	No. of Shares / units		Quoted / Unquoted	Face Value	Amount as at	
		31st March 2023	31st March 2022			31st March 2023	31st March 2022
138	Valiant Organics Ltd	174	-	Quoted	10	0.73	
139	Zydu Lifesciences Ltd	678	-	Quoted	10	3.33	
140	Aarti Drugs Ltd	705	-	Quoted	10	2.38	
141	Avenue Supermarts Ltd	14	-	Quoted	10	0.48	
142	Birla Soft Ltd	324	-	Quoted	10	0.85	
143	Bosch Ltd	1	-	Quoted	10	0.19	
144	C G Power & Industrial Solutions Ltd	327	-	Quoted	10	0.98	
145	Dhampur Bio Organics Ltd	208	-	Quoted	10	0.30	
146	Elecon Engineering Company Ltd	1,754	-	Quoted	10	6.70	
147	Federal Bank	358	-	Quoted	10	0.47	
148	GOCL Corporation Ltd	606	-	Quoted	10	1.77	
149	Indusind Bank Ltd	71	-	Quoted	10	0.76	
150	KPI Green Energy Ltd	69	-	Quoted	10	0.29	
151	La Opala RG Ltd	692	-	Quoted	10	2.35	
152	Mahindra & Mahindra Ltd	742	-	Quoted	10	8.60	
153	Onwards Technologies Ltd	50	-	Quoted	10	0.14	
154	Piramal Pharma Ltd	8,723	-	Quoted	10	5.97	
155	Quick Heal Technologies Ltd	667	-	Quoted	10	0.89	
156	Royal Orchid Hotels Ltd	83	-	Quoted	10	0.22	
157	Safari Industries Ltd	157	-	Quoted	10	3.22	
158	Sagar Cements Ltd	2,429	-	Quoted	10	4.60	
159	Sona Blw Precision Forgings Ltd	397	-	Quoted	10	1.64	
160	Syngene Internationa Ltd	156	-	Quoted	10	0.93	
161	Syrma Sgs Technology Ltd	2,829	-	Quoted	10	7.43	
162	Unitech Ltd	48,477	-	Quoted	10	0.57	
163	ZOMATO LTD	38,505	-	Quoted	10	19.62	
164	Data Patterns India Ltd	53	-	Quoted	10	0.73	
165	Gail (India) Ltd	83	-	Quoted	10	0.09	
166	Manappuram Finance Ltd	146	-	Quoted	10	0.18	
167	Bajaj Holding Investment Ltd	5	-	Quoted	10	0.30	
168	Balkrishna Industries Ltd	40	-	Quoted	10	0.78	
169	Bank of Baroda	790	-	Quoted	10	1.33	
170	Borosil Ltd	536	-	Quoted	10	1.75	
171	Cigniti Technologies Ltd	30	-	Quoted	10	0.22	
172	Container Corporation of India Ltd	154	-	Quoted	10	0.89	
173	Craftsman Automation Ltd	22	-	Quoted	10	0.71	
174	Delta Corp Ltd	3,391	-	Quoted	10	6.13	
175	Dr Reddy	5	-	Quoted	10	0.23	
176	Easytrip Planners Ltd	690	-	Quoted	10	0.30	
177	Five Star Business Finance	1,055	-	Quoted	10	5.68	
178	Global Health Ltd	79	-	Quoted	10	0.42	
179	Grindwell Norton Ltd	65	-	Quoted	10	1.22	

Notes to the Standalone Ind AS financial

Sr No.	Particulars	No. of Shares / units		Quoted / Unquoted	Face Value	Amount as at	
		31st March 2023	31st March 2022			31st March 2023	31st March 2022
180	HCL Technologies Ltd	75	-	Quoted	10	0.81	
181	Hemisphere Properties India Ltd	2,280	-	Quoted	10	1.88	
182	IDFC First Bank Ltd	1,487	-	Quoted	10	0.82	
183	LTIMINDTREE LTD	26	-	Quoted	10	1.24	
184	P B Fintech Ltd	1,258	-	Quoted	10	8.04	
185	Power Mech Projects Ltd	97	-	Quoted	10	2.39	
186	SBI LIFE INSURANCE COMPANY LTD	8	-	Quoted	10	0.09	
187	Shalimar Paints Ltd	2,882	-	Quoted	10	3.93	
188	Sundaram Fasteners Ltd	421	-	Quoted	10	4.12	
189	Tube Investments of India Ltd	27	-	Quoted	10	0.69	
190	UNION Bank	647	-	Quoted	10	0.43	
191	Canara Bank	2,262	-	Quoted	10	6.44	
192	UPL Ltd	40	-	Quoted	10	0.29	
193	360 One Wam Ltd	1,864	-	Quoted	10	8.03	
194	Apar Industries Ltd	119	-	Quoted	10	2.98	
195	Bharat Agri Fert Realty Ltd	380	-	Quoted	10	0.37	
196	Equitas Small Finance Bank Ltd	1,022	-	Quoted	10	0.69	
197	Hindustan Aeronautics Ltd	20	-	Quoted	10	0.55	
198	IPCA Laboratories Ltd	43	-	Quoted	10	0.35	
199	Kirloskar Brothers Ltd	1,140	-	Quoted	10	4.65	
200	K P Energy Ltd	246	-	Quoted	10	0.37	
201	Landmark Cars Ltd	1,209	-	Quoted	10	6.57	
202	Petronet LNG Ltd	329	-	Quoted	10	0.75	
203	REC Ltd	7,714	-	Quoted	10	8.91	
204	Sportking India Ltd	167	-	Quoted	10	1.08	
205	Welspun Enterprises Ltd	798	-	Quoted	10	1.00	
206	Adani Ports and Special Economic Zone Ltd	56	-	Quoted	10	0.35	
207	BHARAT BIJLEE LTD	96	-	Quoted	10	2.43	
208	Honeywell Automation India Ltd	1	-	Quoted	10	0.36	
209	Indiamart Intermesh Ltd	5	-	Quoted	10	0.25	
210	Wipro Ltd	128	-	Quoted	10	0.47	
211	Federal-Mogul Goetze India Ltd	976	-	Quoted	10	2.97	
212	Scan point Geomatics Limited	400	400	Quoted	2	0.03	0.06
213	Dugar Finance India Limited	700	700	Unquoted	10	0.03	0.03
214	Dugar Housing Limited	800	800	Unquoted	10	0.10	0.10
215	Stellar Exports Limited	10,000	10,000	Unquoted	10	0.30	0.30
						682.02	710.71
	Less: Impairment loss allowance					(0.49)	(0.49)
	Total (B - iii)					681.54	710.23

KEYNOTE FINANCIAL SERVICES LIMITED

Notes to the Standalone Ind AS financial

Sr No.	Particulars	No. of Shares / units		Quoted / Unquoted	Face Value	Amount as at	
		31st March 2023	31st March 2022			31st March 2023	31st March 2022
(iv)	Investments in alternate investment funds						
1	IIFL Special Opportunities Fund - Series 5	1,029,531	1,029,531	Unquoted	10	65.11	90.43
2	Carpediem Capital Partners Fund II	1		Unquoted	10,000	24.02	17.00
3	Kae Capital Fund III			Unquoted	100,000	65.50	31.14
4	Carpediem Capital Partners Fund - I	1,000	950	Unquoted	10,000	192.18	215.76
	Total (B - iv)					346.81	354.33
(v)	Investments in Preference Shares						
1	HealthAssure Private Limited	11,302		Unquoted	100	100.01	-
2	Optimized Electrotech Pvt Ltd	9,185	-	Unquoted	10	100.01	-
3	Music Broadcast Pref 19JN26	2,565	-	Unquoted	10	0.00	-
4	Silveredge Technologies Pvt Ltd	144		Unquoted	10	99.75	-
	Total (B - v)					299.76	-
	Interest Accrued on debt securities					16.61	6.13
	Total (B = i+ii+iii+iv+v)					2,427.65	2,826.31
	Grand total (A+B)					4,852.56	5,251.22
	Notes						
1	Of the above						
	Investment in India					4,853.05	5,251.70
	Investment outside India					-	-
						4,853.05	5,251.70
	Less: Impairment loss allowance					(0.49)	(0.49)
						4,852.56	5,251.22
2	Aggregate Fair Value of quoted/unquoted investment						
	-Aggregate Fair Value of quoted investment					811.30	710.71
	-Aggregate Fair Value of unquoted investment					4,041.75	4,540.99
						4,853.06	5,251.70
	Less: Impairment loss allowance					(0.49)	(0.49)
						4,852.56	5,251.22

Notes to the Standalone Ind AS financial

8 Other financial assets	31st March 2023	31st March 2022
<i>(Unsecured, considered good)</i>		
At amortised cost		
Security deposits	0.11	0.40
At fair value through profit or loss		
Security deposits for rental premises	0.82	0.73
	<u>0.93</u>	<u>1.13</u>

Notes:

1. Impairment loss allowance recognised on other financial assets - NIL (P.Y NIL).
2. Other financial assets includes receivable from related parties - NIL (P.Y NIL).

9 Current tax assets (net)	31st March 2023	31st March 2022
Advance tax and tax deducted at source	94.49	49.13
<i>(Net of provision for tax: 4,12,58,325 ; (31 March 2022: INR 3,85,09,122)</i>		
	<u>94.49</u>	<u>49.13</u>

10 Investment property	31st March 2023	31st March 2022
Property		
Gross carrying amount		
Balance at the beginning of the year	3.94	3.94
Additions during the year	-	-
Disposals during the year	-	-
Balance at the end of the year	<u>3.94</u>	<u>3.94</u>
Accumulated depreciation		
Balance at the beginning of the year	0.45	0.34
Depreciation during the year	0.11	0.11
Disposals / adjustments during the year	-	-
Balance at the end of the year	<u>0.56</u>	<u>0.45</u>
Net carrying amount	<u>3.38</u>	<u>3.49</u>

Notes

1. Income earned and expense incurred in connection with investment property

Particulars	For the year ended	
	31st March 2023	31st March 2022
Rental income derived from investment property	7.75	5.45
Direct operating expenses (including repairs and maintenance) arising from investment property that generated rental income	(0.28)	(0.28)
Direct operating expenses (including repairs and maintenance) arising from investment property that did not generated rental income	-	-
Income arising from investment property before depreciation	<u>7.47</u>	<u>5.17</u>
Depreciation	(0.11)	(0.11)
Income arising from investment property (net)	<u>7.36</u>	<u>5.06</u>

2. Contractual obligations

There are no contractual obligations (P.Y: NIL) to purchase, construct or develop investment property.

3. Leasing arrangements

The Company has given a Commercial Property on Operating Lease for 36 months including the non cancellable period of 12 months. The corresponding lease agreement provides for an option to renew the lease period at the end of tenure to the lessor. There are no exceptional/restrictive covenants in the lease agreement.

4. Fair value

	31st March 2023	31st March 2022
Investment property	207.77	141.83

Estimation of fair value

The fair valuation of the investment property was based upon management's best estimates instead of independent valuation. The best evidence of fair value is current prices in an active market for similar properties taking into consideration various factors such as location, facilities & amenities, quality of construction, residual life of building, business potential, supply & demand, local nearby enquiry, market feedback of investigation, ready reckoner published by government, etc. The fair value measurement is categorised in level 2 fair value hierarchy. Further, the fair valuation of the investment property was not determined by an independent valuer as required under Ind AS 40 and were completely based upon management's best estimates.

5. Reconciliation of fair value

Particulars	Amount
Balance as at 1 April 2021	141.83
Fair value differences	<u>(0.00)</u>
Balance as at 31 March 2022	141.83
Fair value differences	<u>65.94</u>
Balance as at 31 March 2023	<u>207.77</u>

Notes to the Standalone Ind AS financial

11 Property, plant & equipment & Intangibles

Tangible assets	Premises	Vehicles	Furniture and Fittings	Air Conditioners	Office Equipments	Computers and Peripherals	Electrical fittings	Total
Balance as at 1 April 2021	806.41	28.83	37.30	5.76	0.53	11.01	6.42	896.27
Additions during the year	-	-	-	-	3.39	3.23	-	6.62
Disposals / adjustments during the year	-	(12.97)	-	-	-	-	-	(12.97)
Balance as at 31 March 2022	806.41	15.87	37.30	5.76	3.92	14.25	6.43	889.92
Balance as at 1 April 2022	806.41	15.87	37.30	5.76	3.92	14.25	6.43	889.92
Additions during the year	-	-	1.41	-	1.04	7.46	-	9.91
Disposals / adjustments during the year	-	-	-	-	-	-	-	-
Balance as at 31 March 2023	806.41	15.87	38.71	5.76	4.96	21.70	6.43	899.83
Balance as at 1 April 2021	42.30	23.99	24.42	3.52	0.06	4.57	4.28	103.15
Depreciation for the year	14.09	0.22	8.13	1.17	0.19	2.16	1.42	27.38
Disposals / adjustments during the year	-	(10.23)	-	-	-	-	-	(10.23)
Balance as at 31 March 2022	56.39	13.98	32.56	4.70	0.25	6.73	5.70	120.31
Balance as at 1 April 2022	56.39	13.98	32.56	4.70	0.25	6.73	5.70	120.31
Depreciation for the year	14.09	-	0.59	0.05	0.73	3.79	0.05	19.30
Disposals / adjustments during the year	-	-	-	-	-	-	-	-
Balance as at 31 March 2023	70.48	13.98	33.15	4.74	0.98	10.53	5.76	139.61
Net block								
As at 31 March 2022	750.02	1.89	4.74	1.06	3.67	7.51	0.72	769.61
As at 31 March 2023	735.93	1.89	5.56	1.01	3.98	11.17	0.67	760.22

12 Right of use assets	31st March 2023	31st March 2022
Right of use assets on premises (Refer note below) (Refer note 48)	1.94	3.05
	1.94	3.05

Note: Amortisation charged during the year INR 110,992 (31 March 2022 : INR 98,455)

13 Other non-financial assets	31st March 2023	31st March 2022
(Unsecured, considered good)		
Balances with government / statutory authorities	6.18	-
Prepaid expenses	12.34	8.08
	18.52	8.08

Note: Impairment loss allowance recognised on other non-financial assets - NIL (31 March 2022 : NIL)

14 Payables	31st March 2023	31st March 2022
Trade payables		
- total outstanding dues of micro enterprises and small enterprises (Refer note 39)	-	-
- total outstanding dues of creditors other than micro enterprises and small enterprises	0.54	0.54
Other payables		
- total outstanding dues of micro enterprises and small enterprises (Refer note 39)	-	-
- total outstanding dues of creditors other than micro enterprises and small enterprises	23.91	25.22
	24.45	25.76

Notes:

- Trade payables and other payables are non-interest bearing and are normally settled as per payment terms mentioned in the respective contracts.
- Trade or other payables due to the directors or other officers of the Company either severally or jointly with any other person is NIL (P.Y: NIL). Further, trade or other payable which are due to firms or private companies respectively in which any director is a partner, a director or a member is NIL (P.Y: NIL).
- Trade and other payables includes payables to related parties NIL (P.Y: NIL) (refer note 46(iii)) other than those covered under point 2 above.
- In the opinion of the management, the balances of payables are stated at book value and are payable.

Trade Payables ageing schedule as at 31st March,2023

Particulars	Outstanding for following periods from due date of payment					Total
	Less than 6 months	6 months -1 year	1-2 years	2-3 years	More than 3 years	
(i) MSME	-	-	-	-	-	-
(ii) Others	0.54	-	-	-	-	0.54
(iii) Disputed dues- MSME	-	-	-	-	-	-
(iv) Disputed dues - Others	-	-	-	-	-	-

Trade Payables ageing schedule as at 31st March,2022

Particulars	Outstanding for following periods from due date of payment					Total
	Less than 6 months	6 months -1 year	1-2 years	2-3 years	More than 3 years	
(i) MSME	-	-	-	-	-	-
(ii) Others	0.54	-	-	-	-	0.54
(iii) Disputed dues- MSME	-	-	-	-	-	-
(iv) Disputed dues - Others	-	-	-	-	-	-

Notes to the Standalone Ind AS financial

15 Deposits	31st March 2023	31st March 2022
At fair value through profit or loss		
Security deposit against premise given on lease	1.76	-
	<u>1.76</u>	<u>-</u>

Note: Public deposits and deposits from banks is NIL (P.Y: NIL).

16 Lease liabilities	31st March 2023	31st March 2022
Lease Liabilities (Refer note 48)	2.14	3.11
	<u>2.14</u>	<u>3.11</u>

17 Other financial liabilities	31st March 2023	31st March 2022
Unpaid dividends (refer note 1 below)	8.49	9.24
Payable to employees (refer note 2 below)	16.32	13.49
Provision for expenses	15.54	12.67
	<u>40.35</u>	<u>35.40</u>

Note:

- During the current year, the Company had transferred INR 1,62,565 (31 March 2022: INR 1,41,767) to Investor Education and Protection Fund under section 125 of the Companies Act, 2013.
- Payable to employees includes payables to related parties INR 8,00,762 (refer note 46(iii)) other than those covered under point 2 above.

18 Provisions	31st March 2023	31st March 2022
Provision for employee benefits		
- Gratuity (refer note 45(ii))	37.85	43.07
- Compensated absences (refer note 45(iii))	5.39	7.33
- Bonus and incentives	9.50	11.44
	<u>52.74</u>	<u>61.84</u>

19 Deferred tax liabilities (net)	31st March 2023	31st March 2022
Deferred tax liabilities (net) (refer note 47)	164.42	164.52
	<u>164.42</u>	<u>164.52</u>

20 Other non-financial liabilities	31st March 2023	31st March 2022
Statutory dues payable	19.49	24.56
Advances from customers	107.15	90.25
	<u>126.64</u>	<u>114.81</u>

21 Equity Share capital	31st March 2023	31st March 2022
Authorised :		
1,50,00,000 (P.Y : 1,50,00,000) equity shares of INR 10 each	1,500.00	1,500.00
	<u>1,500.00</u>	<u>1,500.00</u>
Issued :		
1,12,74,417 (P.Y : 1,12,74,417) equity shares of INR 10 each	1,127.44	1,127.44
	<u>1,127.44</u>	<u>1,127.44</u>
Subscribed and fully paid-up shares:		
70,18,339 (P.Y : 70,18,339) equity shares of INR 10 each	701.83	701.83
	<u>701.83</u>	<u>701.83</u>

- (a) Reconciliation of the number of equity shares outstanding at the beginning and at the end of the year :

Particulars	31st March 2023		31st March 2022	
	No. of Shares	Amount	No. of Shares	Amount
At the beginning of the year	70.18	701.83	70.18	701.83
Changes in equity share capital during the year	-	-	-	-
At the end of the year	70.18	701.83	70.18	701.83

- (b) Terms / rights attached to equity shares

The Company has issued only one class of equity shares having par value of INR 10 per share. Each holder of equity shares is entitled to one vote per share. All shares rank pari passu with regard to dividend & repayment of capital. The company declares and pays dividend in Indian Rupees. The dividend proposed by the Board of Directors is subject to the approval of the shareholders in the ensuing Annual General Meeting, except in case of interim dividend. During the year ended 31 March 2023, the Company has proposed final dividend of INR 1 per share (31 March 2022: INR 1 per share) to equity shareholders. In the event of liquidation of the Company, the holders of equity shares will be entitled to receive remaining net assets of the Company, after distribution of all preferential amounts in proportion to the number of equity shares held by the shareholders.

- (c) Details of shareholders holding more than 5% shares in the Company:

Name of the shareholder	31st March 2023		31st March 2022	
	No. of Shares	% holding	No. of Shares	% holding
NSS Digital Media Limited	3,112,256	44.34	3,112,256	44.34
Keynote Trust	1,451,702	20.68	1,451,702	20.68
India Max Investment Fund Limited	561,348	8.00	561,348	8.00

Note : As per records of the company, including its register of shareholders/ members and other declarations received from shareholders regarding beneficial interest, the above shareholding represents both legal and beneficial ownerships of shares.

- (d) For the period of five years immediately preceding the date at which the balance sheet is prepared:

- there are no shares allotted as fully paid pursuant to contract(s) without payment being received in cash.
- there are no shares allotted as fully paid up by way of bonus shares, and
- there are no shares bought back.

22 Other Equity	31st March 2023	31st March 2022
Securities premium		
Balance at the beginning of the year	2,306.48	2,306.48
Add / (Less) : Additions / (Deductions) during the year	-	-
Balance at the end of the year	<u>2,306.48</u>	<u>2,306.48</u>
General reserve		
Balance at the beginning of the year	133.92	133.92
Add / (Less) : Additions / (Deductions) during the year	-	-
Balance at the end of the year	<u>133.92</u>	<u>133.92</u>
Retained earnings		
Balance at the beginning of the year	3,039.47	2,742.29
Add / (Less) : Profit / (Loss) for the year	50.94	365.71
Add: Other comprehensive income for the year	9.02	1.66
	<u>3,099.43</u>	<u>3,109.66</u>
Less : Appropriations		
- Equity dividend	(70.18)	(70.18)
	<u>(70.18)</u>	<u>(70.18)</u>
	<u>3,029.25</u>	<u>3,039.47</u>
	<u>5,469.65</u>	<u>5,479.87</u>

KEYNOTE FINANCIAL SERVICES LIMITED

Notes to the Standalone Ind AS financial

Notes:

- Securities premium is used to record the premium on issue of shares. It can be utilised only for limited purposes in accordance with the provisions of the Companies Act, 2013.
- The general reserve is a free reserve, retained from Company's profits and can be utilized upon fulfilling certain conditions in accordance with statute of the relevant Act / Law.
- Retained earnings represent the accumulated earnings net of losses if any made by the company over the financial years and after payment of dividend (including tax on dividend) and transfer to reserves.

23 Sale of services	For the Year ended 31st March 2023	For the Year ended 31 March 2022
---------------------	---------------------------------------	-------------------------------------

Income from

- Corporate finance	325.66	212.64
- ESOP advisory	23.20	91.38
- Merchant banking	194.76	109.00
- Debt advisory services	61.00	33.11
	<u>604.62</u>	<u>446.13</u>

24 Net gain on fair value changes	For the Year ended 31st March 2023	For the Year ended 31 March 2022
-----------------------------------	---------------------------------------	-------------------------------------

Net gain / (loss) on financial instruments measured at fair value through profit or loss

On trading portfolio

- Equity shares	-	185.13
- Mutual funds	-	67.69
- Debt securities	-	(33.40)
- Alternate investment funds	-	61.49
	<u>-</u>	<u>280.91</u>

Total net gain / (loss) on financial instruments measured at fair value through profit or loss

- Realised gain / (loss)	-	10.48
- Unrealised gain / (loss)	-	270.43
	<u>-</u>	<u>280.91</u>

25 Other operating income	For the Year ended 31st March 2023	For the Year ended 31st March 2022
---------------------------	---------------------------------------	---------------------------------------

Reimbursement of expenses

- Corporate finance	-	0.78
- ESOP advisory	1.56	2.88
- Merchant banking	-	-
	<u>1.56</u>	<u>3.66</u>

26 Other income	For the Year ended 31st March 2023	For the Year ended 31st March 2022
-----------------	---------------------------------------	---------------------------------------

Interest income

- On financial assets measured at amortised cost

- Interest on loans	26.15	18.00
- Interest on deposits with banks	0.70	38.55
- Interest on investments	7.65	20.16
- Other interest income	4.52	6.56
- Interest on inter corporate deposits	-	-

26 Other income	For the Year ended 31st March 2023	For the Year ended 31st March 2022
-----------------	---------------------------------------	---------------------------------------

- On financial assets measured at fair value through profit or loss

- Interest on loans	0.24	0.29
- Other interest income	-	-

Dividend income

On financial assets measured at amortised cost

- Investments (refer note below)	14.52	14.52
----------------------------------	-------	-------

- On financial assets measured at fair value through profit or loss

- Investments	20.37	63.47
Net gain on foreign currency transaction and translation	-	-
Lease income & Finance Income	7.75	5.45
Recovery of common expenses from related parties (refer note 46(ii) and 59)	16.88	14.70
Sundry balances written back (net)	2.24	-
Miscellaneous income	-	8.79
	<u>101.01</u>	<u>190.48</u>

Note : Includes dividend income earned from related parties INR 14,51,702 (P.Y: INR 14,51,702) (refer note 46(ii) & Note 59)

27 Finance costs	For the Year ended 31st March 2023	For the Year ended 31st March 2022
------------------	---------------------------------------	---------------------------------------

On financial instruments measured at amortised cost

Interest on income tax	-	-
Interest on lease liabilities	0.46	0.14
Other finance expense	-	0.30
	<u>0.46</u>	<u>0.43</u>

28 Fees and commission expense	For the Year ended 31st March 2023	For the Year ended 31st March 2022
--------------------------------	---------------------------------------	---------------------------------------

Portfolio Management Charges	9.06	30.50
	<u>9.06</u>	<u>30.50</u>

29 Net loss on Fair Value Changes	For the Year ended 31st March 2023	For the Year ended 31st March 2022
-----------------------------------	---------------------------------------	---------------------------------------

Net (gain) / loss on financial instruments measured at fair value through profit or loss

On trading portfolio

- Equity shares	28.05	-
- Mutual funds	(14.16)	-
- Debt securities	-	-
- Alternate investment funds	-	-
	<u>13.89</u>	<u>-</u>

Total net (gain) / loss on financial instruments measured at fair value through profit or loss

- Realised (gain) / loss	15.15	-
- Unrealised (gain) / loss	(1.26)	-
	<u>13.89</u>	<u>-</u>

Notes to the Standalone Ind AS financial

30 Impairment on financial instruments	For the Year ended	
	31st March 2023	31st March 2022
At amortised cost		
Trade receivables	-	(8.35)
Provision for Investment-Exp	-	0.06
	<u>-</u>	<u>(8.29)</u>
31 Employee benefits expense	For the Year ended	
	31st March 2023	31st March 2022
Salaries, wages and bonus	271.55	277.32
Contribution to provident fund and other funds (refer note 45(i))	20.48	21.21
Gratuity (refer note 45(ii))	7.81	3.96
Compensated absences (refer note 45(iii))	(1.94)	(0.28)
Staff welfare expenses	8.48	4.07
	<u>306.39</u>	<u>306.27</u>
32 Depreciation and amortisation expense	For the Year ended	
	31st March 2023	31st March 2022
Depreciation on property, plant and equipment (refer note 11)	19.30	27.38
Depreciation on investment property (refer note 12)	0.11	0.11
Amortisation on right of use assets (refer note 48)	1.11	0.98
	<u>20.53</u>	<u>28.48</u>
33 Other expenses	For the Year ended	
	31st March 2023	31st March 2022
Advertisement and publicity	1.97	1.84
Rent, taxes and energy costs	7.26	7.24
Insurance	2.01	2.12
Repairs and maintenance	49.39	43.37
Travelling and conveyance	20.51	7.40
Office and administration expenses	4.42	1.92
Communication costs	4.09	2.13
Provision for Doubtful Debts	5.32	
Printing and stationery	3.46	3.89
Legal and professional charges	136.82	105.76
Loss on Sale of Motor Car	-	1.24
Directors' fees and expenses	1.50	0.90
Auditors' fees and expenses (refer note 36)	2.82	5.14
Membership and subscription expenses	33.76	10.81
Net loss on foreign currency transaction and translation	(0.08)	(0.50)
balances written off(net)	-	5.32
Other expenditure	8.31	2.68
	<u>281.58</u>	<u>201.25</u>

34 Contingent liabilities and commitments

(I) Contingent liabilities

(to the extent not provided for)

Sr No	Particulars	As at	
		31st March 2023	31st March 2022
(i)	Demand in respect of income tax matters that may arise in respect of which the Company is in appeal (refer note (a) below)	28.59	58.01
(ii)	Claims against the Company not acknowledged as debts (refer note (b) below)	72.53	72.53
(ii)	Corporate guarantees given by the Company on behalf of its subsidiary (refer note (c) below)	1,500	1,600

- (a) The Company is contesting the demands and the management, including its tax / legal advisors believe that its position will likely to be upheld in the appellate process. No provision has been recognised in the standalone Ind AS financial statements for the tax demands raised. The Company's Management based on its internal assessment and advice by its legal counsel believes that these income tax demands are not sustainable and expects to succeed in its appeal. Further, it is thereby determined by the management, that such demands will not have any material and adverse effect on the Company's financial position and results of operations.

In addition to the above, it is not practicable for the Company to estimate the timings of the cash flows, if any, in respect of the above pending resolution of the respective proceedings. The same would be determinable only on receipt of judgements/decisions pending with various forums / authorities.

- (b) In the financial year 2020-21 the Company had received a communication from the Ruby Mills Limited (premises in which the Company owns office space) requesting the Company to make the payment of Company's share of property tax payable to Brihanmumbai Mahanagar Palika amounting to INR 72,52,747 for the period between October 2011 to March 2021 of which 50% is payable by Keynote Capitals Limited, subsidiary company. The Company has represented to Brihanmumbai Mahanagar Palika on the grounds that the Company is entitled to exemption under Information Technology Policy of Government of Maharashtra as it has ITES registration in place besides there being discrepancy in the carpet area of its premises, basis which the share of such tax amounts to around INR 7,81,884 only. The Company has submitted relevant documents substantiating its submissions to the concerned Regulatory Authority. Accordingly, based on the calculations made by the Company, an amount of INR 3,90,997 has been paid to Brihanmumbai Mahanagar Palika (further amount of INR 3,90,997 is separately paid by the subsidiary company) and charged to standalone statement of profit & loss. Considering the pending response from the Brihanmumbai Mahanagar Palika, no further provision has been recognised by the Company.
- (c) The Company has provided corporate guarantees aggregating to INR 15,00,00,000 (P.Y: INR 16,00,00,000) to the bankers of its subsidiary, Keynote Capitals Limited towards BSE & NSE operations.
- (d) The Company does not expect any reimbursements in respect of the above contingent liabilities

(II) Capital commitments

Sr No	Particulars	As at	
		31st March 2023	31st March 2022
(i)	Estimated amount of contracts remaining to be executed on capital account and not provided for (net of advances)	-	-

There are no additional contingent liabilities & capital commitments, other than those disclosed above and the same is relied upon by the Auditor.

35 Segment Reporting

As per Ind AS 108 para 4, Segment has been disclosed in Consolidated Ind AS financial statements, hence no separate disclosure has been given in standalone Ind AS financial statements of the Company.

Notes to the Standalone Ind AS financial

36 Payments to the auditor (excluding applicable taxes)

Particulars	For the year ended	
	31st March 2023	31st March 2022
(a) As Auditor :		
- Statutory audit	2.50	2.50
- Tax audit	-	-
- Limited review fees	2.25	2.25
(b) In other Capacity :		
- Other services	0.10	0.20
- Reimbursement of expenses	0.15	0.19
	<u>5.00</u>	<u>5.14</u>

37 Earnings per share (EPS)

Basic and Diluted Earnings per share (EPS) computed in accordance with Ind AS 33 "Earnings per Share":

Sr No	Particulars	For the year ended	
		31st March 2023	31st March 2022
(I)	Profit / (loss) after tax as per statement of profit and loss	50.94	365.71
(II)	Weighted average number of equity shares	70.18	70.18
(III)	Earnings per share - Basic and Diluted (I / II)	0.73	5.21
(IV)	Face value per equity share	10.00	10.00

38 The provisions made during the year ended 31 March 2023 comprises of the following :

The Company has a process whereby periodically all long-term contracts (including derivative contracts, if any) are assessed for material foreseeable losses. At the year end, the Company has reviewed and ensured that adequate provision as required under any law / accounting standards for material foreseeable losses on such long-term contracts (including derivative contracts, if any) has been made in the books of account and the same has been disclosed as follows:

Particulars	As at	Opening Balance	Provisions made during the year	Payments / reversals during the year	Closing Balance
Bonus and incentives	31st March 2023	11.44	23.98	25.92	9.50
	31st March 2022	8.29	20.38	17.23	11.44
Gratuity	31st March 2023	43.07	7.81	13.03	37.85
	31st March 2022	43.02	3.96	3.91	43.07
Compensated absences	31st March 2023	7.33	-	1.94	5.38
	31st March 2022	7.61	(0.28)	-	7.33
Expected credit losses / Impairment loss allowance	31st March 2023	18.11	5.32	16.89	6.54
	31st March 2022	26.46	(8.35)	-	18.11

39 Details of dues to micro, small and medium enterprises as defined under MSMED Act, 2006 :

The Company has amounts due to suppliers under The Micro, Small and Medium Enterprises Development Act, 2006, (MSMED Act, 2006) as at 31 March 2023. The disclosure pursuant to the said Act is as under:

Sr No	Particulars	As at	
		31st March 2023	31st March 2022
(i)	Principal amount due to suppliers under MSMED Act,2006 as at the year end	-	-
(ii)	Interest accrued and due to suppliers under MSMED Act,2006 on the above amount as at the year end; and unpaid	-	-

Sr No	Particulars	As at	
		31st March 2023	31st March 2022
(iii)	Payment made to suppliers (other than interest) beyond the appointed day during the year	-	-
(iv)	Interest paid to suppliers under MSMED Act,2006 (Section 16)	-	-
(v)	Interest paid to suppliers under MSMED Act,2006 (other than Section 16)	-	-
(vi)	Interest due and payable towards suppliers under MSMED Act,2006 Act for payments already made	-	-
(vii)	Interest accrued and remaining unpaid at the end of the year to suppliers under MSMED Act,2006	-	-
(viii)	Amount of further interest remaining due and payable even in the succeeding years	-	-

Disclosure of payable to vendors as defined under the "Micro, Small and Medium Enterprise Development Act, 2006" is based on the information available with the Company regarding the status of registration of such vendors under the said Act, as per the intimation received from them on requests made by the Company. There are no overdue principal amounts / interest payable amounts for delayed payments to such vendors at the Balance Sheet date. There are no delays in payment made to such suppliers during the year or for any earlier years and accordingly there is no interest paid or outstanding interest in this regard in respect of payment made during the year or on balance brought forward from previous year.

40 Assets pledged as security

Particulars	As at	
	31st March 2023	31st March 2022
Carrying amounts of assets pledged as security for borrowings	-	-

There are no assets pledged as security for borrowings other than those disclosed above and the same is relied upon by the Auditor.

41 Expenditure in foreign currency

Particulars	For the year ended	
	31st March 2023	31st March 2022
Travelling and conveyance	7.27	1.55
Total	7.27	1.55

42 Income in foreign currency

Particulars	For the year ended	
	31st March 2023	31st March 2022
Income from sale of services	2.00	9.98
Total	2.00	9.98

43 Unhedged foreign currency exposures

Particulars	Foreign currency	Amount in Foreign currency		Amount in INR	
		As at		As at	
		31st March 2023	31st March 2022	31st March 2023	31st March 2022
Trade receivables	USD	1,418	1,418	0.92	0.92
Trade receivables	SGD	-	5,175	-	2.90
Advances from customers	USD	-	3,905	-	2.96

Notes to the Standalone Ind AS financial

44 Revenue from Contracts with Customers

(a) Disaggregation of revenue into operating segments :

The table below presents disaggregate revenues from contracts with customers. The Company believes that this disaggregation best depicts how the nature, amount, timing and uncertainty of revenue and cash flows are affected by market and other economic factors.

Operating Segment	For the year ended	
	31st March 2023	31st March 2022
Corporate finance	325.66	213.42
ESOP advisory	24.76	94.26
Merchant banking	194.76	109.00
Debt advisory	61.00	33.11
Total	606.18	449.80

(b) Geographical markets

Particulars	For the year ended	
	31st March 2023	31st March 2022
India	605.18	439.82
Outside India	2.00	9.98
Total	606.18	449.80

(c) Relation with customers

Particulars	For the year ended	
	31st March 2023	31st March 2022
Related party	-	-
Non-related party	606.18	449.80
Total	606.18	449.80

(d) Timing of revenue recognition

Particulars	For the year ended	
	31st March 2023	31st March 2022
Services transferred at a point in time	604.18	438.92
Services transferred over time	2.00	10.88
Total	606.18	449.80

(e) Reconciliation of revenue from operations

Particulars	For the year ended	
	31st March 2023	31st March 2022
Revenue as per Contracted price	606.18	449.80
Less: Adjustments during the year (refer notes below)	-	-
Revenue from operations	606.18	449.80

Notes:

- Due to Company's nature of business and the type of contracts entered with the customers, the Company does not have any difference between the amount of revenue recognised in the standalone statement of profit and loss and the contracted price.
- The Company satisfies its performance obligations on completion of the corresponding services provided to its customers. The payments on these contracts are due on completion of the respective services. The contracts do not contain significant financing component and the consideration is not variable.

(f) Amount of revenue recognised from

Particulars	For the year ended	
	31st March 2023	31st March 2022
Amounts included in contract liabilities at the beginning of the year	90.25	35.17
Performance obligation satisfied in previous year (arising out of contract modifications)	-	-

(f) Contract balances

Particulars	As at	
	31st March 2023	31st March 2022
Contract liabilities	107.15	90.25
Total	107.15	90.25

Note: The contract liability relates to payments received in advance (initial acceptance fees) of performance under the contract. Further, the contract liabilities are recognised as revenue as / or when we perform under the contract. In situations where there is no further progress on the mandate, the initial acceptance fees so received, is treated as income after a period of 12 months from the date of raising of debit note

(g) Movement in contract liability during the year

Particulars	As at	
	31st March 2023	31st March 2022
Contract liability at the beginning of the year	90.25	35.17
Contract liability at the end of the year	107.15	90.25
Net increase / (decrease)	16.90	55.08

(h) Movement in Expected Credit Loss (impairment loss allowance) during the year for contract assets

Particulars	As at	
	31st March 2023	31st March 2022
Opening balance	18.11	26.46
Provision / (reversals) (net) towards credit impaired receivables	(11.57)	(8.35)
Closing balance	6.54	18.11

(i) Remaining performance obligation

The aggregate value of performance obligations pertaining to completely or partially unsatisfied contracts as at **31 March 2023** was Rs. 188.60 lakhs (P.Y: INR 196.75 lakhs). The Company's expects that these unsatisfied performance obligation will be recognised as revenue in the subsequent financial years.

45 Employee benefits plans

Disclosure pursuant to Ind AS -19 "Employee Benefits" is given as below:

(i) Defined Contribution Plans:

Contribution to defined contribution plans, recognised as expense under Note 31 - "Employee benefits expense" in the standalone Ind AS financial statements, for the year is as under:

Particulars	For the year ended	
	31st March 2023	31st March 2022
Employers' Contribution to Provident Fund	20.29	21.00
Employers' Contribution to Employees State Insurance Scheme	0.18	0.18

(ii) Defined Benefit Plans:

Gratuity

The Company's defined benefit gratuity plan requires contributions to be made to a separately administered fund. The gratuity plan is funded with Life Insurance Corporation of India (LIC). The gratuity plan is governed by the Payment of Gratuity Act, 1972. Under the act, employee who has completed five years of service is entitled to specific benefit. The level of benefits provided depends on the member's length of service and salary at retirement age. The following tables summarise the components of net benefit expense recognised in the statement of profit or loss / other comprehensive income and the funded status and amounts recognised in the balance sheet for the gratuity benefit plan:

Notes to the Standalone Ind AS financial

(I) Table Showing Change in the Present Value of Projected Benefit Obligation

Particulars	As at	
	31st March 2023	31st March 2022
Present Value of Benefit Obligation at the Beginning of the Period	50.57	67.20
Interest Cost	3.49	4.07
Current Service Cost	4.84	3.22
Past Service Cost	-	-
Liability Transferred In/ Acquisitions	-	-
(Liability Transferred Out/ Divestments)	-	-
(Gains)/ Losses on Curtailment	-	-
(Liabilities Extinguished on Settlement)	-	-
(Benefit Paid Directly by the Employer)	-	-
(Benefit Paid From the Fund)	(1.38)	(19.99)
The Effect of changes in Foreign Exchange Rates	-	-
Actuarial (Gains)/Losses on Obligations - Due to Change in Demographic Assumptions	-	(3.81)
Actuarial (Gains)/Losses on Obligations - Due to Change in Financial Assumptions	(6.98)	3.21
Actuarial (Gains)/Losses on Obligations - Due to Experience	(5.02)	(3.33)
Present Value of Benefit Obligation at the End of the Period	45.51	50.57

(II) Table Showing Change in the Fair Value of Plan Assets

Particulars	As at	
	31st March 2023	31st March 2022
Fair Value of plan assets at the Beginning of the period	7.50	24.18
Interest Income	0.52	1.47
Contributions by the Employer	0.98	1.62
Expected Contributions by the employees	-	-
Assets Transferred In/ Acquisitions	-	-
(Assets Transferred Out/ Divestments)	-	-
(Benefit Paid From the Fund)	(1.38)	(19.99)
(Assets distributed on settlement)	-	-
(Expenses and tax for managing the Benefit Obligation - paid from the fund)	-	-
Effects of Asset Ceiling	-	-
The Effect of changes in Foreign Exchange Rates	-	-
Return on Plan Assets, excluding interest income	0.05	0.23
Fair Value of plan assets at the End of the Period	7.67	7.50

(III) Amount Recognised in the Balance Sheet

Particulars	As at	
	31st March 2023	31st March 2022
(Present Value of Benefit Obligation at the end of the Period)	(45.51)	(50.57)
Fair Value of Plan Assets at the end of the Period	7.67	7.50
Funded Status (Surplus / (Deficit))	(37.85)	(43.07)
Net (Liability)/Asset Recognised in the Balance Sheet	(37.85)	(43.07)

(IV) Net Interest Cost for Current Period

Particulars	For the year ended	
	31st March 2023	31st March 2022
Present Value of Benefit Obligation at the Beginning of the Period	50.57	67.20
(Fair Value of Plan Assets at the Beginning of the Period)	(7.50)	(24.18)
Net Liability/(Asset) at the Beginning	43.07	43.02
Interest Cost	3.49	4.07
(Interest Income)	(0.52)	(1.47)
Net Interest Cost for Current Period	2.97	2.61

(V) Expenses Recognised in the Statement of Profit or Loss for Current Period

Particulars	For the year ended	
	31st March 2023	31st March 2022
Current Service Cost	4.84	3.22
Net Interest Cost	2.97	2.61
Past Service Cost	-	-
(Expected Contributions by the Employees)	-	-
(Gains)/Losses on Curtailments And Settlements	-	-
Net Effect of Changes in Foreign Exchange Rates	-	-
Expense recognised in the Statement of Profit or Loss	7.81	5.83

(VI) Expenses Recognised in the Other Comprehensive Income (OCI) for Current Period

Particulars	For the year ended	
	31st March 2023	31st March 2022
Actuarial (Gains)/ Losses on Obligations for the Period	(12.01)	(3.93)
Return on Plain assets, excluding interest income	(0.05)	(0.23)
Changes in Asset Ceiling	-	-
Net (Income)/Expense for the period recognised in OCI	(12.06)	(4.16)

Notes to the Standalone Ind AS financial

(VII) Balance Sheet Reconciliation

Particulars	As at	
	31st March 2023	31st March 2022
Opening Net Liability	43.07	43.02
Expenses Recognised in Statement of Profit or Loss	7.81	5.83
Expenses Recognised in OCI	(12.06)	(4.16)
Net Liability/(Asset) Transfer In	-	-
Net (Liability)/Asset Transfer Out	-	-
(Benefit Paid Directly by the Employer)	-	-
(Employer's Contribution)	(0.98)	(1.62)
Net Liability/(Asset) Recognised in the Balance Sheet	37.85	43.07

(VIII) Category of Assets

Particulars	As at	
	31st March 2023	31st March 2022
Government of India Assets	-	-
State Government Securities	-	-
Special Deposits Scheme	-	-
Debt Instruments	-	-
Corporate Bonds	-	-
Cash and Cash Equivalents	-	-
Insurance fund	7.67	7.50
Asset-Backed Securities	-	-
Structured Debt	-	-
Other	-	-
Total	7.67	7.50

(IX) Other Details

Particulars	For the year ended	
	31st March 2023	31st March 2022
No of Active Members	22	22
Per Month Salary For Active Members	13.16	14.57
Method of valuation	Projected Unit Credit Method	Projected Unit Credit Method
Average age	43.25 years	41.59 years
Average past service	12.10 years	11.59 years
Weighted Average Duration of the Projected Benefit Obligation	7	9.00
Average Expected Future Service	7	8.00
Projected Benefit Obligation	45.51	50.57
Prescribed Contribution For Next Year (12 Months)	13.16	14.57

(X) Maturity Analysis of the Benefit Payments

Particulars	As at	
	31st March 2023	31st March 2022
Projected Benefits Payable in Future Years From the Date of Reporting:		
1st Following Year	3.06	2.97
2nd Following Year	3.01	2.96
3rd Following Year	2.96	2.99
4th Following Year	3.00	3.03
5th Following Year	3.00	3.09
Sum of Years 6 To 10	43.06	37.84
Sum of Years 11 and above	16.80	35.22

(XI) Sensitivity Analysis

Particulars	For the year ended	
	31st March 2023	31st March 2022
Projected Benefit Obligation on Current Assumptions	45.51	50.57
Delta Effect of +1% Change in Rate of Discounting	(2.63)	(3.38)
Delta Effect of -1% Change in Rate of Discounting	2.87	3.76
Delta Effect of +1% Change in Rate of Salary Increase	2.19	2.35
Delta Effect of -1% Change in Rate of Salary Increase	(2.02)	(2.19)
Delta Effect of +1% Change in Rate of Employee Turnover	0.46	0.19
Delta Effect of -1% Change in Rate of Employee Turnover	(0.49)	(0.20)

(XII) Weighted Average assumptions used

Particulars	For the year ended	
	31st March 2023	31st March 2022
Discount Rate	7.39%	6.90%
Salary Escalation Rate	5.00%	7.50%
Attrition Rate (for all service groups)	5.00%	5.00%
Expected Rate of Return on Plan Assets	7.39%	6.90%
Retirement age	60 Years	60 Years
Vesting period	5 years	5 years
Mortality Rate during employment	Indian Assured Lives Mortality (2012-14) Urban	Indian Assured Lives Mortality (2012-14) Urban
Mortality Rate after employment	N.A.	N.A.

Notes:

- The Company has a defined benefit gratuity plan in India (funded). The company's defined benefit gratuity plan is a final salary plan for employees, which requires contributions to be made to a separately administered fund. The fund is managed by a trust which is governed by the Board of Trustees. The Board of Trustees are responsible for the administration of the plan assets and for the definition of the investment strategy. A separate trust fund is created to manage the Gratuity plan and the contributions towards the trust fund is done as guided by rule 103 of Income Tax Rules, 1962.
- Risks associated with defined benefit plan**
Gratuity is a defined benefit plan and company is exposed to the following risks:
 - Investment risk** : The present value of the defined benefit plan liability is calculated using a discount rate which is determined by reference to market yields at the end of the reporting period on government bonds. If the return on plan asset is below this rate, it will create a plan deficit. Currently, for the plan in India, it has a relatively balanced mix of investments in government securities, and other debt instruments.
 - Interest rate risk** : A fall in the discount rate which is linked to the G. Sec. Rate will increase the present value of the liability requiring higher provision. A fall in the discount rate generally increases the mark to market value of the assets depending on the duration of asset.
 - Asset Liability Matching (ALM) Risk** : The plan faces the ALM risk as to the matching cash flow. Since the plan is invested in lines of Rule 101 of Income Tax Rules, 1962, this generally reduces ALM risk.
 - Salary risk** : The present value of the defined benefit plan liability is calculated by reference to the future salaries of members. As such, an increase in the salary of the members more than assumed level will increase the plan's liability.

Notes to the Standalone Ind AS financial

- (e) **Mortality risk:** Since the benefits under the plan is not payable for life time and payable till retirement age only, plan does not have any longevity risk.
- (f) **Concentration Risk:** Plan is having a concentration risk as all the assets are invested with the insurance company and a default will wipe out all the assets. Although probability of this is very less as insurance companies have to follow regulatory guidelines.
- 3. During the year, there were no plan amendments, curtailments and settlements.
- 4. The estimate of future salary increase takes into account inflation, seniority, promotion and other relevant factors.
- 5. Discount rate is based on the prevailing market yields of Indian Government Bonds as at the Balance Sheet date for the estimated term of the obligation
- (iii) **Other Long-term employee benefits:**

Compensated absences

Particulars	As at	
	31st March 2023	31st March 2022
Present Value of Unfunded Obligation	5.39	7.33
Expense recognised in statement of profit and loss	(1.94)	(0)
Discount Rate (p.a.)	7.39%	0.07
Salary Escalation Rate (p.a.)	5.00%	0.08
Attrition Rate (for all service groups)	5.00%	0.18
Maximum accumulation	15 days	15 days
No of Active Members	20	22
Per Month Salary For Active Members	20.11	22.37
Method of valuation	Projected Unit Credit Method	Projected Unit Credit Method
Average age	43.25 years	41.59 years
Average past service	12.10 years	11.59 years
Average future service	5 years	5 years
Average Leave days	9.84 days	10.51 days
Retirement age	60 years	60 years
Funding status	Unfunded	Unfunded
Funding balance	N.A	N.A
Mortality Rate during employment	Indian Assured Lives Mortality (2012-14) Urban	Indian Assured Lives Mortality (2012-14) Urban

(ii) Transactions with related parties:

Particulars	Name of the related party	Enterprise where control exist		Key Managerial Personnel / Relatives of key managerial personnel		Enterprise over which Key Managerial Personnel / Relatives of Key Managerial Personnel exercise significant influence		Total	
		31 March 2023	31 March 2022	31 March 2023	31 March 2022	31 March 2023	31 March 2022	31 March 2023	31 March 2022
For the year ended									
Receiving of services	Concept Communication Limited	-	-	-	-	1.20	1.34	1.20	1.34
		-	-	-	-	1.20	1.34	1.20	1.34
Managerial Remuneration	Mrs. Rinku Suchanti	-	-	39.00	37.66	-	-	39.00	37.66
Managerial Remuneration	Mr. Vineet Suchanti	-	-	53.60	51.73	-	-	53.60	51.73
Managerial Remuneration	Mr. Uday S. Patil	-	-	-	25.83	-	-	-	25.83
Remuneration	Ms. Renita Crasto	-	-	4.34	2.41	-	-	4.34	2.41
Remuneration	Ms. Simran Kashela	-	-	1.71	-	-	-	1.71	-
Remuneration	Mr. Sujeet More	-	-	-	2.03	-	-	-	2.03
		-	-	98.65	119.66	-	-	98.65	119.66

Notes:

- 1 The Company has not funded its Compensated Absences liability and the same continues to remain as unfunded as at 31 March 2023.
2. The estimate of future salary increase takes into account inflation, seniority, promotion and other relevant factors.
3. Discount rate is based on the prevailing market yields of Indian Government Securities as at the Balance Sheet date for the estimated term of the obligation.

46 Disclosures as required by Indian Accounting Standard (Ind AS) 24 - Related Party Disclosures

Disclosure of related parties/related party transactions pursuant to Ind AS 24 - "Related Party Disclosures" are as follows:

(i) List of related parties identified by Management with whom transaction have taken place during financial year ended 31 March 2023 and 31 March 2022

(a) Enterprise where control exist

- Keynote Capitals Limited - Subsidiary
- Keynote Fincorp Limited - Subsidiary
- Keynote Trust - Keynote Financial Services Limited is the sole beneficiary

(b) Key Managerial Personnel

- Mr. Vineet Suchanti - Managing Director
- Mrs. Rinku Suchanti - Whole-time Director
- Mr. Uday S. Patil - Whole-time Director & Chief Financial Officer
- Ms. Simran Kashela - Company Secretary
- Ms. Renita Crasto - Company Secretary

(c) Relatives of Key Managerial Personnel

- Mrs. Pushpa Suchanti
- Mr. Nirmal Suchanti
- Mr. Vivek Suchanti

(d) Enterprise over which Key Managerial Personnel / Relatives of Key Managerial Personnel exercise significant influence

- Concept Communication Limited
- Concept Production Limited
- Nirmal Suchanti - HUF
- NSS Digital Media Limited

Notes to the Standalone Ind AS financial

Particulars	Name of the related party	Enterprise where control exist		Key Managerial Personnel / Relatives of key managerial personnel		Enterprise over which Key Managerial Personnel / Relatives of Key Managerial Personnel exercise significant influence		Total	
		31 March 2023	31 March 2022	31 March 2023	31 March 2022	31 March 2023	31 March 2022	31 March 2023	31 March 2022
For the year ended									
Professional Charges	Mr. Uday S. Patil			43.20	11.62	-	-	43.20	11.62
		-	-	43.20	11.62	-	-	43.20	11.62
Dividend paid	Keynote Trust	14.52	14.52	-	-	-	-	14.52	14.52
Dividend paid	Mrs. Pushpa Suchanti	-	-	1.32	1.32	-	-	1.32	1.32
Dividend paid	Mrs. Rinku Suchanti	-	-	0.04	0.04	-	-	0.04	0.04
Dividend paid	Mr. Vineet Suchanti	-	-	0.12	0.12	-	-	0.12	0.12
Dividend paid	Mr. Vivek Suchanti	-	-	0.49	0.49	-	-	0.49	0.49
Dividend paid	Mr. Nirmal Suchanti	-	-	1.18	1.18	-	-	1.18	1.18
Dividend paid	Concept Production Limited	-	-	-	-	2.42	2.42	2.42	2.42
Dividend paid	NSS Digital Media Limited	-	-	-	-	31.12	31.12	31.12	31.12
Dividend paid	Nirmal Suchanti - HUF	-	-	-	-	2.82	2.82	2.82	2.82
		14.52	14.52	3.15	3.15	36.36	36.36	54.03	54.03
Dividend received	Keynote Trust	14.52	14.52	-	-	-	-	14.52	14.52
		14.52	14.52	-	-	-	-	14.52	14.52
Interest received	Concept Communication Ltd	-	-	-	-	7.51	-	7.51	-
Interest received	Keynote Fincorp Ltd	0.16	-	-	-	-	-	0.16	-
Interest received	Keynote Capitals Limited	-	0.56	-	-	-	-	-	0.56
		-	0.56	-	-	-	-	-	0.56
Loans and deposits given	Keynote Fincorp Ltd	500.00	-	-	-	-	-	500.00	-
Loans and deposits given	Concept Communication Ltd	-	-	-	-	500.00	-	500.00	-
Loans and deposits given	Keynote Capitals Limited	-	100.00	-	-	-	-	-	100.00
		-	100.00	-	-	-	-	-	100.00
Loans and deposits repaid	Concept Communication Ltd	-	-	-	-	500.00	-	500.00	-
Loans and deposits repaid	Keynote Capitals Limited	-	100.00	-	-	-	-	-	100.00
		-	100.00	-	-	-	-	-	100.00
Reimbursement of expenses	Keynote Trust	-	-	-	-	-	-	-	-
Reimbursement of expenses	Keynote Capitals Limited	5.33	6.58	-	-	-	-	5.33	6.58
Recovery of expenses	Mr. Uday S. Patil	-	-	0.03	0.03	-	-	0.03	0.03
Reimbursement of expenses	Mr. Vineet Suchanti	-	-	0.03	0.78	-	-	0.03	0.78
Recovery of expenses	Mrs. Rinku Suchanti	-	-	0.03	0.03	-	-	0.03	0.03
		5.33	6.58	0.08	0.83	-	-	5.41	7.41
Recovery of expenses	Keynote Capitals Limited	16.88	14.70	-	-	-	-	16.88	14.70
		16.88	14.70	-	-	-	-	16.88	14.70

KEYNOTE FINANCIAL SERVICES LIMITED

Notes to the Standalone Ind AS financial

Particulars	Name of the related party	Enterprise where control exist		Key Managerial Personnel / Relatives of key managerial personnel		Enterprise over which Key Managerial Personnel / Relatives of Key Managerial Personnel exercise significant influence		Total	
		31 March 2023	31 March 2022	31 March 2023	31 March 2022	31 March 2023	31 March 2022	31 March 2023	31 March 2022

(iii) Balances outstanding as at the year end

Particulars	Name of the related party	Enterprise where control exist		Key Managerial Personnel / Relatives of key managerial personnel		Enterprise over which Key Managerial Personnel / Relatives of Key Managerial Personnel exercise significant influence		Total	
		31 March 2023	31 March 2022	31 March 2023	31 March 2022	31 March 2023	31 March 2022	31 March 2023	31 March 2022
Payables	Mrs. Rinku Suchanti	-	-	1.94	1.79	-	-	1.94	1.79
Payables	Mr. Vineet Suchanti	-	-	2.61	2.04	-	-	2.61	2.04
Payables	Ms. Simran Kashela	-	-	0.54	-	-	-	0.54	-
Payables	Ms. Renita Crasto	-	-	-	0.30	-	-	-	0.30
Payables	Keynote Capitals Limited	-	-	-	-	-	-	-	-
		-	-	5.09	4.13	-	-	5.09	4.13
Receivables	Keynote Capitals Limited	8.67	11.12	-	-	-	-	8.67	11.12
Receivables	Keynote Trust	7.74	5.58	-	-	-	-	7.74	5.58
Receivables	Keynote Capitals Limited		-	-	-	-	-	-	-
		16.41	16.70	-	-	-	-	16.41	16.70
Investment in equity shares	Keynote Capitals Limited	1,755.00	1,755.00	-	-	-	-	1,755.00	1,755.00
	Keynote Fincorp Limited	375.00	375.00	-	-	-	-	375.00	375.00
	Keynote Trust (Holding equity shares of and on behalf of Keynote Financial Services Limited)	129.71	129.71	-	-	-	-	129.71	129.71
		2,259.71	2,259.71	-	-	-	-	2,259.71	2,259.71
Corpus Fund	Keynote Trust	0.20	0.20	-	-	-	-	0.20	0.20
		0.20	0.20	-	-	-	-	0.20	0.20

(iv) Contingent liabilities

Particulars	Name of the related party	Enterprise where control exist		Key Managerial Personnel / Relatives of key managerial personnel		Enterprise over which Key Managerial Personnel / Relatives of Key Managerial Personnel exercise significant influence		Total	
		31 March 2023	31 March 2022	31 March 2023	31 March 2022	31 March 2023	31 March 2022	31 March 2023	31 March 2022
Corporate guarantee given	Keynote Capitals Limited	1,500.00	1,600.00	-	-	-	-	1,500.00	1,600.00
		1,500.00	1,600.00	-	-	-	-	1,500.00	1,600.00

47 Tax expense

The Company pays taxes according to the rates applicable in India. Most taxes are recorded in the income statement and relate to taxes payable for the reporting period (current tax), but there is also a charge or credit relating to tax payable for future periods due to income or expenses being recognised in a different period for tax and accounting purposes (deferred tax).

The Company provides for current tax according to the tax laws of India using tax rates that have been enacted or substantively enacted by the balance sheet date. Management periodically evaluates positions taken in tax returns in respect of situations in which applicable tax regulation is subject to interpretation. It establishes provisions, where appropriate, on the basis of amounts expected to be paid to the tax authorities. Deferred tax is provided on

temporary differences at the reporting date between the tax bases of assets and liabilities and their carrying amounts for financial reporting purposes. Deferred tax is recognised in respect of all temporary differences that have originated but not reversed at the balance sheet date, where transactions or events that result in an obligation to pay more tax in the future or a right to pay less tax in the future have occurred at the balance sheet date.

A deferred tax asset is recognised when it is considered recoverable and therefore recognised only when, on the basis of all available evidence, it can be regarded as probable that there will be suitable taxable profits against which to recover carried forward tax losses and from which the future reversal of underlying temporary differences can be deducted.

Notes to the Standalone Ind AS financial

Deferred tax is measured at the average tax rates that are expected to apply in the periods in which the temporary differences are expected to reverse, based on tax rates and laws that have been enacted or substantively enacted by the Balance sheet date.

Disclosure pursuant to Ind AS 12 "Income Taxes" are as follows:

(a) Tax expense / (credit) recognised in the Statement of Profit and Loss

Particulars	For the year ended	
	31st March 2023	31st March 2022
Current tax		
Current Tax on taxable income for the year	27.49	24.50
Taxation for earlier years	-	-
Total current tax expense - (A)	27.49	24.50
Deferred tax		
Minimum alternate tax (MAT)	-	-
Deferred tax charge / (credit)	(3.14)	(27.67)
Total deferred income tax expense / (credit) - (B)	(3.14)	(27.67)
Total income tax expense / (credit) (A+B)	24.36	(3.17)

(b) Reconciliation of the income tax expenses to the amount computed by applying the statutory income tax rate to the profit before income taxes is summarised below:

Particulars	For the year ended	
	31st March 2023	31st March 2022
Profit / (loss) before tax	75.29	362.54
Enacted income tax rate in India applicable to the Company	27.82%	27.82%
Current tax expenses on Profit / (loss) before tax expenses at the enacted income tax rate in India	20.95	100.86
Tax effect of the amounts which are not deductible/(taxable) in calculating taxable income		
Fair valuation of financial instruments (net)	0.35	75.2
Income not subject to tax or chargeable at lower rate	15.00	(10.5)
Taxation for earlier years	-	-
Other disallowances (net)	11.99	(40.25)
Current tax provision (A)	27.49	24.50
Deferred tax liability on account of depreciation & amortisation of property, plant and equipment and intangible assets as per books and Income Tax Act, 1961	(104.24)	(112.05)
Deferred tax liability / (asset) on account of financial instruments and other temporary differences (net)	101.10	84.38
Minimum alternate tax credit entitlement / (utilisation)	-	-
Total deferred income tax expense / (credit) (B)	(3.14)	(27.67)
Total income tax expense / (credit) (A+B)	24.36	(3.17)

(c) Deferred tax

(i) The components of deferred tax liabilities / assets (net) are as follows:

Particulars	As at	
	31st March 2023	31st March 2022
Deferred tax liabilities		
Depreciation and amortisation on Property, plant and equipment and intangible assets as per books and Income Tax Act, 1961	104.24	112.05
Unrealised net gain on fair value changes	75.94	75.23
Other temporary differences	0.12	0.72
Gross deferred tax liabilities (A)	180.30	188.00
Deferred tax assets		
Disallowance u/s 43B of the Income Tax Act, 1961	13.27	17.20
Allowance on impairment	1.77	5.17
Unrealised net loss on fair value changes	-	-
Other temporary differences	0.84	1.10
Gross deferred tax assets (B)	15.88	23.48
MAT credit entitlements (net) (C)	-	-
Deferred tax liabilities (net) (A-B-C)	164.42	164.52

(ii) The movement in deferred tax assets and liabilities during the year ended 31 March 2022 and 31 March 2023 are as follows:

(a) Net deferred tax charge / (credit) recorded in statement of profit and loss

Particulars	For the year ended	
	31st March 2023	31st March 2022
Depreciation and amortisation on Property, plant and equipment as per books and Income Tax Act, 1961	(7.81)	5.28
Unrealised net gain / (loss) on fair value changes	0.11	(33.62)
Disallowance u/s 43B of the Income Tax Act, 1961	0.89	(1.45)
Allowance on impairment losses	3.40	2.31
Other temporary differences	0.27	(0.18)
MAT credit (entitlements)/ utilisation (net)	-	-
Net deferred tax charge / (credit) recorded in statement of profit and loss	(3.14)	(27.67)

(b) Net deferred tax charge / (credit) recorded in the Statement of Other Comprehensive Income (OCI)

Particulars	For the year ended	
	31st March 2023	31st March 2022
Disallowance u/s 43B of the Income Tax Act, 1961	3.04	0.64
Net deferred tax charge / (credit) recorded in statement of OCI	3.04	0.64

Notes to the Standalone Ind AS financial

48 Leases

On 30 March 2019, the Ministry of Corporate Affairs notified Ind AS 116 'Leases'. Ind AS 116 is effective for accounting periods beginning on or after 1 April 2019. The new standard required lessees to recognize leases on their balance sheets and use a single accounting model for all leases, with certain exemptions. Basis above requirement.

Effective 1 April 2019, the Company adopted Ind AS 116, Leases and applied the standard to all lease contracts existing on 1 April 2019 using the "Full Retrospective Approach" on the date of initial application. Consequently, the Company recorded the lease liability at the present value of the lease payments discounted at the incremental borrowing rate and the Right-of-Use (ROU) asset at its carrying amount as if the standard had been applied since the commencement date of the lease, but discounted at the Company's incremental borrowing rate at the date of initial application. Comparatives as at and for the year ended 31 March 2019 have been retrospectively adjusted and therefore will continue to be reported in the Standalone Ind AS financial statements. Payment associated with short-term leases are recognised on a straight-line basis as an expense in profit or loss. Short-term leases are leases with a lease term of 12 months or less.

The effect of this adoption is insignificant on the profit/(loss) before tax, profit/(loss) for the period and earnings per share. Ind AS 116 has resulted in an increase in cash inflows from operating activities and an increase in cash outflows from financing activities on account of lease payments.

The following is the summary of practical expedients elected on initial application :

- Applied a single discount rate to a portfolio of leases of similar assets in similar economic environment with a similar end date
- Applied the exemption not to recognize ROU assets and liabilities for leases with less than 12 months of lease term on the date of initial application

The Company has excluded the initial direct costs from the measurement of the ROU asset at the date of initial application, owing to practical expedients elected on initial application.

The weighted average incremental borrowing rate applied to lease liabilities was 12% p.a.

(i) The movements in the carrying value of ROU assets are as follows:

Particulars	Office Premises
Gross block	
Balance as at 1 April 2021	2.83
Additions	3.33
Terminations / modifications	-
Balance as at 31 March 2022	6.16
Balance as at 1 April 2022	6.16
Additions	-
Terminations / modifications	-
Balance as at 31 March 2023	6.16
Accumulated depreciation	
Balance as at 1 April 2021	2.12
Additions	0.98
Terminations / modifications	-
Balance as at 31 March 2022	3.11
Balance as at 1 April 2022	3.11
Additions	1.11
Terminations / modifications	-
Balance as at 31 March 2023	4.22
Net block as at 31 March 2022	3.05
Net block as at 31 March 2023	1.94

The aggregate amortisation expense on ROU assets is included under Note 32 - "Depreciation and amortisation expense" in the Standalone Ind AS Statement of Profit and Loss

(ii) The following is the movement in lease liabilities are as follows:

Particulars	Amount (INR)
Balance as at 1 April 2021	0.88
Additions	3.33
Terminations	-
Finance expense	0.14
Payment of lease liabilities	(1.24)
Balance as at 31 March 2022	3.11
Balance as at 1 April 2022	3.11
Additions	-
Terminations	-
Finance expense	0.32
Payment of lease liabilities	(1.29)
Balance as at 31 March 2023	2.14

(iii) The details of the contractual maturities of lease liabilities as at 31 March 2023 on an undiscounted basis are as follows:

Tenure	As at	
	31 March 2023	31 March 2022
Less than one year	1.33	1.27
One to five years	1.38	2.71
More than 5 years	-	-
Total	2.71	3.98

The Company does not face a significant liquidity risk with regard to its lease liabilities as the current assets are sufficient to meet the obligations related to lease liabilities as and when they fall due.

(iv) Rental expenses for short-term leases and low value assets

The Company incurred NIL (P.Y: NIL) for the year ended 31 March 2023 towards expenses relating to short-term leases and leases of low-value assets or for any of variable lease payments for any of the reporting year.

(v) Rental income

Tenure	For the year ended	
	31 March 2023	31 March 2022
Rental income on assets given on operating leases to other parties	7.75	5.45

(vi) Future lease commitments

Leases not yet commenced to which Company is committed aggregates to NIL (P.Y: NIL).

(vii) Sub lease income / expense

The Company has not earned or expensed any rentals under sub-lease contractual arrangements during the current year (P.Y: NIL).

Notes to the Standalone Ind AS financial

49 Fair value measurement

(i) Carrying amount and fair values of financial assets and financial liabilities, including quantitative disclosure fair value measurement hierarchy as at 31 March 2023

Particulars	Carrying amount as at 31 March 2023				Fair value as at 31 March 2023			
	FVTPL	FVOCI	Amortised cost	Total	Level 1	Level 2	Level 3	Total
Financial assets								
Cash and cash equivalents	-	-	113.82	113.82	-	-	-	-
Bank balances other than cash and cash equivalents	-	-	18.10	18.10	-	-	-	-
Receivables								
- Trade receivables	-	-	84.38	84.38	-	-	-	-
- Other receivables	-	-	22.46	22.46	-	-	-	-
Loans	2.23	-	610.95	613.17	-	-	2.23	2.23
Investments	2,427.65	-	2,425	4,852.56	2,427.65	-	-	2,427.65
Other financial assets	0.82	-	0.11	0.93	-	-	0.82	0.82
Total - Financial assets	2,430.70	-	3,274.72	5,705.43	2,427.65	-	3.05	2,430.70
Financial liabilities								
Payables								
Trade payables								
- total outstanding dues of micro enterprises and small enterprises	-	-	-	-	-	-	-	-
- total outstanding dues of creditors other than micro enterprises and small enterprises	-	-	0.54	0.54	-	-	-	-
Other payables	-							
- total outstanding dues of micro enterprises and small enterprises	-	-	-	-	-	-	-	-
- total outstanding dues of creditors other than micro enterprises and small enterprises	-	-	23.91	23.91	-	-	-	-
Deposits	1.76	-	-	1.76	-	-	1.76	1.76
Lease liabilities	-	-	2.14	2.14	-	-	-	-
Other financial liabilities	-	-	40.35	40.35	-	-	-	-
Total - Financial liabilities	1.76	-	66.94	68.70	-	-	1.76	1.76

(ii) Carrying amount and fair values of financial assets and financial liabilities, including quantitative disclosure fair value measurement hierarchy as at 31 March 2022

Particulars	Carrying amount as at 31 March 2022				Fair value as at 31 March 2022			
	FVTPL	FVOCI	Amortised cost	Total	Level 1	Level 2	Level 3	Total
Financial assets								
Cash and cash equivalents	-	-	142.23	142.23	-	-	-	-
Bank balances other than cash and cash equivalents	-	-	18.41	18.41	-	-	-	-
Receivables								
- Trade receivables	-	-	135.40	135.40	-	-	-	-
- Other receivables	-	-	19.02	19.02	-	-	-	-
Loans	2.30	-	184.05	186.35	-	-	2.30	2.30

Notes to the Standalone Ind AS financial

Particulars	Carrying amount as at 31 March 2022				Fair value as at 31 March 2022			
	FVTPL	FVOCI	Amortised cost	Total	Level 1	Level 2	Level 3	Total
Investments	2,826.31	-	2,424.91	5,251.22	2,826.31	-	-	2,826.31
Other financial assets	0.73	-	0.40	1.13	-	-	0.73	0.73
Total - Financial assets	2,829.34	-	2,924.44	5,753.78	2,826.31	-	3.03	2,829.34
Financial liabilities								
Payables								
Trade payables								
- total outstanding dues of micro enterprises and small enterprises	-	-	-	-	-	-	-	-
- total outstanding dues of creditors other than micro enterprises and small enterprises	-	-	0.54	0.54	-	-	-	-
Other payables								
- total outstanding dues of micro enterprises and small enterprises	-	-	-	-	-	-	-	-
- total outstanding dues of creditors other than micro enterprises and small enterprises	-	-	25.22	25.22	-	-	-	-
Deposits	-	-	-	-	-	-	-	-
Lease liabilities	-	-	3.11	3.11	-	-	-	-
Other financial liabilities	-	-	35.40	35.40	-	-	-	-
Total - Financial liabilities	-	-	64.27	64.27	-	-	-	-

50 Fair value measurement

Notes:

- The Company uses the following hierarchy for determining and disclosing the fair value of financial instruments by valuation technique:
Level 1 - Quoted prices (unadjusted) in active markets for identical assets or liabilities;
Level 2 - Inputs other than the quoted prices included within Level 1 that are observable for the asset or liability, either directly or indirectly; and
Level 3 - Inputs are based on unobservable market data.
- The fair values of the financial assets and liabilities are included at the amount at which the instrument could be exchanged in a current transaction between willing parties, other than in a forced or liquidation sale.
- There is no fair value gains / losses on financial instruments designated under FVOCI.
- There is no case of any fair value measurement of the investment categorised under level 3 hierarchy.
- The following methods and assumptions were used to estimate the fair values:
 - Fair value of cash and short-term loans and deposits, trade and other short term receivables, trade payables, other current liabilities, short-term borrowings approximate their carrying amounts largely due to short term maturities of these instruments.
 - Financial instruments with fixed and variable interest rates are evaluated by the Company based on parameters such as interest rates and individual credit worthiness of the counterparty. Based on this evaluation, allowances are taken to account for expected losses of these receivables. Accordingly, fair value of such instruments is not materially different from their carrying amounts.
 - The fair values for security deposits were calculated based on cash flows discounted using a current lending rate. They are classified as Level 3 fair values in the fair value hierarchy due to the inclusion of unobservable inputs including counter party credit risk.
 - Loans have fair values that approximate to their carrying amounts as it is based on the net present value of the anticipated future cash flows

using rates currently available for debt on similar terms, credit risk and remaining maturities. Investments in subsidiaries have fair values that approximate to their carrying amounts.

- Employee loans and security deposits are valued using Level 3 techniques. A change in one or more of the inputs to reasonably possible alternative assumptions would not change the value significantly.
 - The fair values of investment in quoted investment in equity shares is based on the current bid price of respective investment as at the Balance Sheet date.
 - The fair value of the remaining financial instruments is determined using discounted cash flow analysis.
 - All foreign currency denominated assets and liabilities are translated using exchange rate at reporting date.
- There have been no transfers between different levels of the fair value measurement hierarchy during the year ended 31 March 2023 and 31 March 2022.

51 Capital Management

The Company adheres to a disciplined Capital Management framework in order to maintain a strong balance sheet. The objectives when managing capital are to:

- Safeguard their ability to continue as a going concern, so that they can continue to provide returns for shareholders and benefits for other stakeholders, and
- Maintain an optimal capital structure to reduce the cost of capital.

The Company manages its capital structure and makes adjustments in light of changes in economic conditions and the requirements of the financial covenants. To maintain or adjust the capital structure, the Company may adjust the dividend payment to shareholders, return capital to shareholders or issue new shares or sell assets to reduce debt. The Company determines the capital requirement based on annual operating plans and long-term and other strategic investment plans. The funding requirements are met through loans and operating cash flows generated. The Company monitors the capital using the debt equity ratio (net gearing ratio).

Notes to the Standalone Ind AS financial

Net debt includes borrowings net of cash and bank balances and total equity comprises of equity share capital, security premium and other equity attributable to equity shareholders.

Considering there are no borrowings (including debt securities) as of the Balance Sheet date (P.Y: NIL), the net gearing ratio has not been calculated and accordingly have not been disclosed with respected to financial years presented in the standalone Ind AS financial statements.

52 Financial risk management

The Company's business activities are exposed to a variety of financial risks, namely credit risk, liquidity risk and market risk. Further, it is also subject to various operating and business risks. While the risk is inherent in the Company's activities, it is managed through an integrated risk management framework, including ongoing identification, measurement and monitoring, subject to risk limits and other controls. This process of risk management is critical to the Company's continuing profitability and each individual within the Company is accountable for the risk exposures relating to his or her responsibilities. Additionally, the Company's senior management has the overall responsibility for establishing and governing the Company's risk management framework. The Company's risk management policies are established to identify and analyse the risks faced by the Company, to set and monitor appropriate risk limits and controls, periodically review the changes in market conditions and reflect the changes in the policy accordingly. The key risks and mitigating actions are also placed before the Audit Committee of the Company.

(A) Credit risk

Credit risk arises from the possibility that the counter party may not be able to settle their obligations as agreed. To manage this, the Company periodically assesses financial reliability of customers and other counter parties, taking into account the financial condition, current economic trends, and analysis of historical bad debts and ageing of financial assets. Individual risk limits are set and periodically reviewed on the basis of such information. The Company considers the probability of default upon initial recognition of asset and whether there has been a significant increase in credit risk on an ongoing basis through each reporting period. To assess whether there is a significant increase in credit risk the Company compares the risk of default occurring on asset as at the reporting date with the risk of default as at the date of initial recognition. It considers reasonable and supportive forwarding-looking information such as:

- (i) Actual or expected significant adverse changes in business,
- (ii) Actual or expected significant changes in the operating results of the counterparty,
- (iii) Financial or economic conditions that are expected to cause a significant change to the counterparty's ability to meet its obligations,
- (iv) Significant increase in credit risk on other financial instruments of the same counterparty
- (v) Significant changes in the value of the collateral supporting the obligation or in the quality of the third-party guarantees or credit enhancements

Credit information is regularly shared between businesses and finance function, with a framework in place to quickly identify, respond and recognise cases of credit deterioration.

Credit risk with respect to the company arises primarily from financial assets such as trade receivables, investments, balances with banks, loans & other receivables and other financial assets.

Trade receivables, loans and inter corporate deposits

The Company measures the expected credit loss (ECL) of trade receivables and loans / inter corporate deposits given, based on historical trend, industry practices and the business environment in which the entity operates. Loss rates are based on actual credit loss experience and past trends. The Company's senior management has established accounts receivable policy under which customer accounts are regularly monitored. Based on the historical data, loss on collection of receivable provision is considered. Also, refer the significant accounting policies' for accounting policy on Financial Instruments.

In addition to the above, the Company applies the Ind AS 109 simplified approach to measuring expected credit losses (ECLs) for trade receivables at an amount equal to lifetime ECLs. Further, the movement in the ECL has been disclosed under Note 38 of the standalone Ind AS financial statements.

Other financial assets

These include financial assets such as cash and bank balances, investments, term deposits, security deposits etc. Credit risk from balance with banks (including term deposits), investments is managed in accordance with the Company's approved investment policies. Investment of surplus funds are made only with approved counterparties and within the credit limits assigned to each counterparty. Counterparty credit limits are reviewed by the Company's Board of Directors on a regular basis and the said limits gets revised as and when appropriate. The limits are set to minimise the concentration of risks and therefore mitigate financial loss through the counterparty's potential failure to make payments.

The Company's maximum exposure to credit risk for the components of the Balance Sheet (including exceptions, if any) as at 31 March 2023 and 31 March 2022 is the carrying value as illustrated the respective notes of the standalone Ind AS financial statements.

(B) Liquidity risk

Liquidity risk is defined as the risk that the company will encounter difficulty in meeting obligations associated with financial liabilities that are settled by delivering cash or another financial asset. Liquidity risk arises because of the possibility that the company might be unable to meet its payment obligations when they fall due as a result of mismatches in the timing of the cash flows under both normal and stress circumstances. Such scenarios could occur when funding needed for illiquid asset positions is not available to the company on acceptable terms. To limit this risk, management has arranged for diversified funding sources such as investing its surplus funds in short term liquid assets in bank deposits and liquid mutual funds. The company has developed internal control processes and contingency plans for managing liquidity risk. This incorporates an assessment of expected cash flows and the availability of unencumbered receivables which could be used to secure funding by way of assignment if required. The company also has lines of credit that it can access to meet liquidity needs.

Refer Note 52 for analysis of maturities of financial assets and financial liabilities.

(C) Market risk

(i) Foreign currency risk

Foreign Currency Risk is the risk that the fair value or future cash flows of an exposure will fluctuate because of changes in foreign currency rates. Exposures can arise on account of the various assets and liabilities which are denominated in currencies other than Indian Rupee. The exposure to the Company on holding financial assets (receivables) and liabilities (payables) other than in their functional currency amounted to INR 92,374 net receivable (P.Y: INR 86,272 net receivables).

In respect of the foreign currency transactions, the Company does not hedge the exposures since the management believes that the same is insignificant in nature and will not have a material impact on the Company.

The Company's exposure to foreign currency risk at the end of reporting period is shown under Note 43 of the standalone Ind AS financial statements.

A 5% strengthening of the Indian Rupee against key currencies to which the Company is exposed would have led to approximately an additional net gains of INR 4,619 in the Standalone Statement of Profit and Loss (P.Y: net loss of INR 4,314). A 5% weakening of the Indian Rupee against these currencies would have led to an equal but opposite effect.

(ii) Interest rate risk

Interest rate risk is the risk that the fair value of future cash flows of the financial instruments will fluctuate because of changes in market interest rates. In order to optimise the Company's position with regards to interest income and interest expenses and to manage the interest rate risk, the company's senior management have devised a policy of a comprehensive corporate interest rate risk management by balancing the proportion of fixed rate and floating rate financial instruments in its total portfolio. The Company is exposed to Interest risk if the fair value or future cash flows of its financial instruments will fluctuate as a result of changes in market interest rates. Fair value interest rate risk is the risk of changes in fair values of fixed interest bearing investments because of fluctuations in the interest rates.

Notes to the Standalone Ind AS financial

Interest rate change does not affect significantly interest bearing investments and loans given and therefore the Company's exposure to the risk of changes in market interest rates relates primarily to the Company's deposits with banks. The Company has laid policies and guidelines to minimise impact of interest rate risk.

A 0.50% decrease in interest rates would have led to approximately an additional loss of INR 349 in the Standalone Statement of Profit and Loss (P.Y: loss of INR 19,275). A 0.50% increase in interest rates would have led to an equal but opposite effect.

(iii) Price risks

The Company is exposed to market price risk, which arises from FVTPL and FVOCI investments. The management monitors the proportion of these investments in its investment portfolio based on market indices. Material investments within the portfolio are managed on an individual basis and all buy and sell decisions are approved by the appropriate authority.

A 1% increase in prices would have led to approximately an additional gain of INR 25,01,048 in the Standalone Statement of Profit and Loss (P.Y: gain of INR 29,10,185). A 1% decrease in prices would have led to an equal but opposite effect.

53 Maturity analysis of assets and liabilities

The table below shows an analysis of assets and liabilities analysed according to when they are expected to be recovered or settled.

Particulars	As at					
	31 March 2023			31 March 2022		
	within 12 months	after 12 months	Total	within 12 months	after 12 months	Total
ASSETS						
A. Financial assets						
Cash and cash equivalents	113.82	-	113.82	142.23	-	142.23
Bank balances other than cash and cash equivalents	18.10	-	18.10	18.41	-	18.41
Receivables						
- Trade receivables	84.38	-	84.38	135.40	-	135.40
- Other receivables	22.46	-	22.46	19.02	-	19.02
Loans	611.45	1.72	613.17	186	0.50	186.35
Investments	2,428	2,425	4,852.56	2,826	2,425	5,251.22
Other financial assets	0.82	0.11	0.93	1.03	0.11	1.13
Sub-total - financial assets (A)	3,278.69	2,426.74	5,705.43	3,328.26	2,425.51	5,753.78
B. Non-financial assets						
Current tax assets (net)	-	94.49	94.49	-	49.13	49.13
Investment property	-	3.38	3.38	-	3.49	3.49
Property, plant & equipment	-	760.22	760.22	-	769.61	769.61
Right of use assets	-	1.94	1.94	-	3.05	3.05
Other non-financial assets	-	18.52	18.52	8.00	0.08	8.08
Sub-total - non-financial assets (B)	-	878.54	878.54	8.00	825.37	833.37
Total - Assets (A+B)	3,278.69	3,305.28	6,583.97	3,336.27	3,250.89	6,587.15

Particulars	As at					
	31 March 2023			31 March 2022		
	within 12 months	after 12 months	Total	within 12 months	after 12 months	Total
LIABILITIES						
A. Financial liabilities						
Payables						
Trade payables						
Payables						
- total outstanding dues of micro enterprises and small enterprises	-	-	-	-	-	-
- total outstanding dues of creditors other than micro enterprises and small enterprises	0.54	-	0.54	0.54	-	0.54
Other payables						
- total outstanding dues of micro enterprises and small enterprises	-	-	-	-	-	-
- total outstanding dues of creditors other than micro enterprises and small enterprises	23.91	-	23.91	25.22	-	25.22
Deposits	-	1.76	1.76	-	-	-
Lease liabilities	1.33	0.81	2.14	0.40	2.71	3.11
Other financial liabilities	40.35	-	40.35	35.40	-	35.40
Sub-total - financial liabilities (A)	66.13	2.57	68.70	61.56	2.71	64.27
B. Non-Financial liabilities						
Provisions	22.66	30.08	52.74	34.45	27.39	61.84
Deferred tax liabilities (net)	-	164.42	164.42	-	164.52	164.52
Other non-financial liabilities	126.64	-	126.64	114.81	-	114.81
Sub-total - non-financial liabilities (B)	149.30	194.50	343.80	149.26	191.91	341.17
Total - Liabilities (A+B)	215.43	197.07	412.49	210.82	194.62	405.44

Notes to the Standalone Ind AS financial

54 Disclosures pursuant to Securities and Exchange Board of India (Listing Obligations And Disclosure Requirements) Regulations, 2015 and Section 186 of the Companies Act, 2013

(a) Loans and advances to subsidiaries

Particulars	For the year ended	
	31 March 2023	31 March 2022
(a) Keynote Capitals Limited (subsidiary company)		
Balance as at the year end	-	-
Maximum amount outstanding at any time during the year	-	100
(b) Keynote Fincorp Limited (subsidiary company)		
Balance as at the year end	500	-
Maximum amount outstanding at any time during the year	500	-

(b) Investment by the loanees in the shares of the Company

The loanees have not made any investments in the shares of the Company.

(c) Corporate guarantees

The Company has given corporate guarantees and the fact has been disclosed under Note 46(iv) of the standalone Ind AS financial statements.

55 Dividend on equity shares

(I) Dividend on equity shares declared and paid during the year

Particulars	For the year ended	
	31 March 2023	31 March 2022
Final dividend of INR 1 per share for FY 2021-22 (FY 2020-21: INR 1 per share)	70.18	70.18

The proposed dividend on equity shares for FY 2021-22 was distributed based upon the approval of the shareholders of the Company at the Annual General Meeting held on 28 September 2022.

(II) Proposed dividend on equity shares not recognised as liability

Particulars	For the year ended	
	31 March 2023	31 March 2022
Final dividend of INR 1 per share for FY 2022-23 (FY 2021-22: INR 1 per share) #	70.18	70.18

The proposed dividend on equity shares for FY 2022-23 is subject to the approval of the shareholders of the Company at the Annual General Meeting and not recognised as liability as at the Balance Sheet date.

Includes dividend of INR 14,51,702 paid to Keynote trust.

56 Events after reporting date

The Board of Directors have recommended dividend of INR 1 per fully paid up equity share of INR 10 each (P.Y: INR 1 each) for the financial year 2022-23.

57 Sharing of costs

The company shares certain operating costs with a subsidiary - Keynote Capitals Limited. These costs have been recovered from the subsidiary on a basis mutually agreed between them, which has been relied upon by the Auditors.

58 Changes in liabilities arising from financing activities

The Company does not have any financing activities which affect the capital and asset structure of the company without the use of cash and cash equivalents

59 Transferred financial assets that are derecognised in their entirety but where the Company has continuing involvement

The Company has not transferred any assets that are derecognised in their entirety where the Company continues to have continuing involvement and the same has been relied upon by the Auditor.

60 Details of Scheme of amalgamation approved by the Hon'ble High Court

As per the scheme of amalgamation approved by the Allahabad, Bombay, and Gauhati High court vide order dated 21 December 2006, 9 March 2007 and 19 March 2007 respectively, 14,51,702 equity shares of INR 10 each fully paid up is held by Keynote trust as a beneficiary of the Company. Due to such cross holding the dividend of INR 14,51,702 (P.Y: INR 14,51,702) has been paid & received back from the trust. With respect to the dividend of INR 1 per share (P.Y: INR 1 per share) for 31 March 2022, the Company has adjusted its liability of dividend towards shares held by the Trust.

61 Approval of standalone Ind AS financial statements

The standalone Ind AS financial statements were approved for issue by the Board of Directors on 26 May 2023.

62 Corporate Social Responsibility (CSR) expenditure

As per section 135 of the Companies Act, 2013 ("the Act"), every company where the net profit is five crore or more during the immediately preceding financial years shall ensure that the company spends, in every financial year, at least 2 % of the average net profits of the company made during the three immediately preceding financial years. The said clause is not applicable to company since the company has not fulfilled the required condition.

63 Disclosures of proceedings under Benami Transactions

Company has not done any benami transaction hence same is not applicable.

64 Disclosures of proceedings as Wilful Defaulter

Company has not done any wilful default, hence the same is not applicable.

65 Title deeds of immovable properties not held in name of the Company

The title deeds of all the immovable properties (other than properties where the Company is the lessee and the lease agreements are duly executed in favor of the lessee), as disclosed in notes to the financial statements, are held in the name of the Company.

66 Valuation of PP&E and Intangible Assets

The Company has not revalued its property, plant and equipment or intangible assets or both during the current or previous year.

67 Loans or Advances in the nature of Loans granted to Promoters, Directors, Key Managerial Personnel and Related Parties

The Company has not provided or given Loans or Advances in the nature of Loans granted to Promoters, Directors, Key Managerial Personnel and Related Parties either severally or jointly with any other person.

68 Capital-Work in progress - Not applicable

69 Borrowing secured against current assets:

The Company has no borrowings which are secured against current assets.

70 Relationship with struck off companies:

The Company has no transactions with the companies struck off under the Act or Companies Act, 1956.

71 Registration of charges or satisfaction with Registrar of Companies:

There are no charges or satisfaction which are yet to be registered with the Registrar of Companies beyond the statutory period.

72 Compliance with number of layers of companies:

The Company has complied with the number of layers prescribed under the Act.

Notes to the Standalone Ind AS financial

73 Disclosure of financial ratios

Ratios	Formula	31-Mar-23	31-Mar-22	Variance	Reasons
Trade Receivable Turnover	Turnover/ Average Debtor	5.50	4.23	30%	The favourable variation in the ratio is due to improved debtor collection during FY 2022-23
Inventory Turnover		N.A	N.A		
Current Ratio	Current Asset/ Current Liabilities	17.35	19.14	-9%	
Debt Equity Ratio		NA	NA		
Net Profit Ratio	Net Profit/Total Revenue	0.07	0.4	-83%	There has been considerable fair value loss on investments due to market fluctuations during FY 2022-23, resulting in adverse variation in the ratio
Debt Service Coverage Ratio		NA	NA		
Return on Equity	Net Income/ Shareholder's Equity	0.01	0.06	-83%	There has been considerable fair value loss on investments due to market fluctuations during FY 2022-23, resulting in adverse variation in the ratio
Trade Payable Turnover	Net Credit Purchases/ Average Accounts Payable	1.11	1.09	2%	
Capital Turnover Ratio	Total Sales/ Shareholder's Equity	0.11	0.12	-8%	
Return on Capital Employed	EBIT/(Total Asset-Total liabilities)	0.01	0.06	-83%	There has been considerable fair value loss on investments due to market fluctuations during FY 2022-23, resulting in adverse variation in the ratio
Return on investment	Net Income/ Cost of Investment	0.01	0.07	-86%	There has been considerable fair value loss on investments due to market fluctuations during FY 2022-23, resulting in adverse variation in the ratio

74 Statement showing shareholding pattern of the Promoter and Promoter Group

Sr No	Promoter Name	Total nos. shares held	Shareholding as a % of total no. of shares	% of change during the year
1	Nirmal Suchanti Huf	282,499.00	4.03	0.00
2	Pushpa Nirmal Suchanti	132,308.00	1.89	0.00
3	Nirmal Harshchand Suchanti	117,647.00	1.68	0.00
4	Vivek Nirmal Suchanti	49,440.00	0.70	0.00
5	Vineet Nirmal Suchanti	11,977.00	0.17	0.00
6	Rita Vivek Suchanti	4,829.00	0.07	0.00
7	Rinku Vineet Suchanti	3,802.00	0.05	0.00
8	N S S Digital Media Limited	3,112,256.00	44.34	0.00
9	Concept Productions Limited	241,600.00	3.44	0.00
10	Dhanviridhi Tieup Private Limited	4,010.00	0.06	0.00
	Sub Total (A)(1)	3,960,368	56.43	0.00

75 Prior year comparatives

The figures of the previous year have been regrouped / reclassified wherever necessary to conform to the classification / presentation of current year figures.

As per our report of even date attached

For S M S R & Co LLP

Chartered Accountants

Firm Registration No: 110592W/W100094

For and on behalf of the Board of Directors of

Keynote Financial Services Limited

CIN No: L67120MH1993PLC072407

INDEPENDENT AUDITOR'S REPORT

To the Members of Keynote Financial Services Limited

Report on the Audit of the Consolidated Ind AS Financial Statements

Opinion

We have audited the accompanying consolidated Ind AS financial statements of **Keynote Financial Services Limited** ("the Company" or "the Holding Company"), its subsidiaries, associates and a trust (the Company, its subsidiaries and a trust together referred to as "the Group") which comprise the Consolidated Balance Sheet as at March 31, 2023, the Consolidated Statement of Profit and Loss (including Other Comprehensive Income), the Consolidated Statement of Cash Flow and the Consolidated Statement of Changes in Equity for the year then ended, and notes to the consolidated Ind AS financial statements, including a summary of significant accounting policies and other explanatory information (hereinafter referred to as "the consolidated Ind AS financial statements").

In our opinion and to the best of our information and according to the explanations given to us, the aforesaid consolidated Ind AS financial statements give the information required by the Companies Act, 2013 ('the Act') in the manner so required and give a true and fair view in conformity with the applicable Indian Accounting Standards ('Ind AS') prescribed under Section 133 of the Companies Act, 2013 ("the Act"), read with relevant rules issued thereunder and other accounting principles generally accepted in India, of the state of affairs of the Group as at March 31, 2023, and its consolidated profit and other comprehensive income, its consolidated cash flows and the consolidated changes in equity for the year then ended.

Basis for Opinion

We conducted our audit of the consolidated Ind AS financial statements in accordance with the requirements of applicable Standards on Auditing (SAs) specified under section 143(10) of the Act. Our responsibilities under those SAs are further described in the 'Auditor's Responsibilities for the Audit of the consolidated Ind AS financial statements' section of our report. We are independent of the Group in accordance

with the Code of Ethics issued by the Institute of Chartered Accountants of India ('ICAI') together with the ethical requirements that are relevant to our audit of the consolidated Ind AS financial statements under the provisions of the Act and the Rules made thereunder, and we have fulfilled our other ethical responsibilities in accordance with these requirements and the ICAI's Code of Ethics. We believe that the audit evidence we have obtained, along with the consideration of audit reports of the other auditors referred to in the "Other Matters" paragraph below, is sufficient and appropriate to provide a basis for our audit opinion on the consolidated Ind AS financial statements.

Key Audit Matters

Key audit matters are those matters that, in our professional judgement, were of most significance in our audit of the consolidated Ind AS financial statements for the financial year ended March 31, 2023. These matters were addressed in the context of our audit of the consolidated Ind AS financial statements as a whole, and in forming our opinion thereon, and we do not provide a separate opinion on these matters.

We have determined the matters described below to be the key audit matters to be communicated in our report. We have fulfilled the responsibilities described in the Auditor's responsibilities for the audit of the consolidated Ind AS financial statements section of our report, including in relation to these matters. Accordingly, our audit included the performance of procedures designed to respond to our assessment of the risks of material misstatement of the consolidated Ind AS financial statements. The results of audit procedures performed by us and by other auditors of components not audited by us, as reported by them in their audit reports furnished to us by the management, including those procedures performed to address the matters below, provide the basis for our audit opinion on the accompanying consolidated Ind AS Financial Statements.

Key audit matters	How our audit addressed the key audit matter
<p>Accuracy of recognition, measurement, presentation and disclosure of revenues and other related balances in respect of contracts involving critical estimates, as per Ind AS 115 “Revenue from Contract with Customers”.</p>	
<p>The Company recognizes revenue with respect to income from sale of services (including other operating revenue) in accordance to achievement of milestones defined in the corresponding engagement letters or mandate letters entered with counter party which reflects the stage of completion for each performance obligation.</p>	<ul style="list-style-type: none"> • Evaluated the design of internal controls relating to recording of revenue with respect to income from sale of services (including other operating revenue) based upon time spent and efforts taken. • Selected a sample of continuing and new contracts and through inspection of evidence of performance of these controls, tested the operating effectiveness of the internal controls relating to time spent and efforts taken. • Reviewed a sample of contracts with unbilled revenues to identify possible delays in achieving milestones • Performed analytical procedures and test of details for reasonableness of time spent and efforts taken
<p>Information Other than the Consolidated Ind AS Financial Statements and Auditor’s Report Thereon</p>	<p>Charged with Governance for the consolidated Ind AS financial statements</p>
<p>The Holding Company’s Board of Directors are responsible for the preparation of the other information. The other information comprises the information included in the Management Discussion and Analysis, Board’s Report including Annexures to the Board’s Report, Corporate Governance and Shareholders’ Information, but does not include the consolidated Ind AS Financial statements and our auditor’s report thereon.</p>	<p>The Holding Company’s Management and Board of Directors are responsible for the matters stated in section 134(5) of the Act with respect to the preparation of these consolidated Ind AS financial statements that give a true and fair view of the consolidated financial position, consolidated financial performance including other comprehensive income, consolidated cash flows and consolidated changes in equity of the Group in accordance with the accounting principles generally accepted in India, including the Indian Accounting Standards (Ind AS) specified under section 133 of the Act read with the Companies (Indian Accounting Standards) Rules, 2015, as amended. The respective Board of Directors of the companies and trustees of the trust included in the Group are responsible for maintenance of adequate accounting records in accordance with the provisions of the Act for safeguarding of the assets of the Group and for preventing and detecting frauds and other irregularities; selection and application of appropriate accounting policies; making judgments and estimates that are reasonable and prudent; and the design, implementation and maintenance of adequate internal financial controls, that were operating effectively for ensuring the accuracy and completeness of the accounting records, relevant to the preparation and presentation of the consolidated Ind AS financial statements that give a true and fair view and are free</p>
<p>Our opinion on the consolidated Ind AS financial statements does not cover the other information and we do not express any form of assurance conclusion thereon.</p>	
<p>In connection with our audit of the consolidated Ind AS financial statements, our responsibility is to read the other information identified above when it becomes available and, in doing so, consider whether the other information is materially inconsistent with the consolidated Ind AS financial statements or our knowledge obtained during the course of our audit or otherwise appears to be materially misstated. If, based on the work we have performed, we conclude that there is a material misstatement of this other information, we are required to report that fact. We have nothing to report in this regard.</p>	
<p>Responsibilities of Management and Those</p>	

from material misstatement, whether due to fraud or error, which have been used for the purpose of preparation of the Consolidated Ind AS financial statements by the Directors of the Holding Company, as aforesaid.

In preparing the consolidated Ind AS financial statements, the respective Board of Directors of the companies and trustees of the Trust included in the Group, are responsible for assessing the Group's ability to continue as a going concern, disclosing, as applicable, matters related to going concern and using the going concern basis of accounting unless management either intends to liquidate the Group or to cease operations, or has no realistic alternative but to do so.

The respective Board of Directors of the companies and trustees of the Trust included in the Group are also responsible for overseeing the financial reporting process of the Group.

Auditor's Responsibilities for the Audit of the Consolidated Ind AS financial statements

Our objectives are to obtain reasonable assurance about whether the consolidated Ind AS financial statements as a whole are free from material misstatement, whether due to fraud or error, and to issue an auditor's report that includes our opinion. Reasonable assurance is a high level of assurance, but is not a guarantee that an audit conducted in accordance with SAs will always detect a material misstatement when it exists. Misstatements can arise from fraud or error and are considered material if, individually or in the aggregate, they could reasonably be expected to influence the economic decisions of users taken on the basis of these consolidated Ind AS financial statements.

As part of an audit in accordance with SAs, we exercise professional judgment and maintain professional skepticism throughout the audit. We also:

- Identify and assess the risks of material misstatement of the consolidated Ind AS financial statements, whether due to fraud or error, design and perform audit procedures responsive to those risks, and obtain audit evidence that are sufficient and appropriate to provide a basis for our opinion. The risk of not detecting a material misstatement resulting from fraud is higher than for one resulting from error, as fraud may involve collusion, forgery, intentional omissions, misrepresentations, or the

override of internal control.

- Obtain an understanding of internal controls relevant to the audit in order to design audit procedures that are appropriate in the circumstances. Under section 143(3)(i) of the Act, we are also responsible for expressing our opinion on whether the Company and its subsidiary companies have adequate internal financial controls system in place and the operating effectiveness of such controls.
- Evaluate the appropriateness of accounting policies used and the reasonableness of accounting estimates and related disclosures made by management.
- Conclude on the appropriateness of management's use of the going concern basis of accounting and based on the audit evidence obtained, whether a material uncertainty exists related to events or conditions that may cast significant doubt on the Group's ability to continue as a going concern. If we conclude that a material uncertainty exists, we are required to draw attention in our auditor's report to the related disclosures in the consolidated Ind AS financial statements or, if such disclosures are inadequate, to modify our opinion. Our conclusions are based on the audit evidence obtained up to the date of our auditor's report. However, future events or conditions may cause the Group to cease to continue as a going concern.
- Evaluate the overall presentation, structure and content of the consolidated Ind AS financial statements, including the disclosures, and whether the consolidated Ind AS financial statements represent the underlying transactions and events in a manner that achieves fair presentation.
- Obtain sufficient appropriate audit evidence regarding the financial information of the Company to express an opinion on the consolidated Ind AS financial statements. We are responsible for the direction, supervision and performance of the audit of the financial statements of such entities included in the consolidated Ind AS financial statements.

Materiality is the magnitude of misstatements in the consolidated Ind AS financial statements that, individually or in aggregate, makes it probable that the

economic decisions of a reasonably knowledgeable user of the financial statements may be influenced. We consider quantitative materiality and qualitative factors in (i) planning the scope of our audit work and in evaluating the results of work; and (ii) to evaluate the effect of any identified misstatements in the consolidated Ind AS financial statements.

We communicate with those charged with governance regarding, among other matters, the planned scope and timing of the audit and significant audit findings, including any significant deficiencies in internal control that we identify during our audit.

We also provide with those charged with governance with a statement that we have complied with relevant ethical requirements regarding independence, and to communicate with them all relationships and other matters that may reasonably be thought to bear on our independence and where applicable related safeguards.

From the matters communicated with those charged with governance, we determine those matters that were of most significance in the audit of the consolidated Ind AS financial statements of the current period and are therefore the key audit matters. We describe these matters in our auditor's report unless law or regulation precludes public disclosure about the matter or when, in extremely rare circumstances, we determine that a matter should not be communicated in our report because the adverse consequences of doing so would reasonably be expected to outweigh the public interest benefits of such communication.

Other Matters

We did not audit the Ind AS financial statements of two subsidiaries and a trust, whose Ind AS financial statements reflect total assets (before consolidation adjustments) of INR 7192.87 lakhs as at 31 March 2023, total revenues (before consolidation adjustments) of INR 958.08 Lakhs, total net loss after tax (before consolidation adjustments) of INR 177.68 lakhs for the year ended on that date as considered in the consolidated Ind AS financial statements for the year ended on that date. These Ind AS financial statements have been audited by other auditors whose reports have been furnished to us by the Management and our opinion on the consolidated Ind AS financial statements, in so far as it relates to the amounts and disclosures included in these subsidiaries and trust, and our report in terms of sub-sections (3) of Section

143 of the Act, in so far as it relates to the aforesaid subsidiaries and trust is based solely on reports of other auditors.

We did not audit the Ind AS Financial statements of one associate, whose share of profit/(loss) (before consolidation adjustment) for the year ended 31 March 2023 included in this Financial Statements is INR (8.08) lakhs. The Ind AS financial statements have been audited by other auditors whose reports have been furnished to us by the Management and our opinion on the consolidated Ind AS financial statements, in so far as it relates to the amounts and disclosures included in respect of this associate in terms of sub-sections (3) of Section 143 of the Act, in so far as it relates to the aforesaid subsidiaries and trust is based solely on reports of other auditors.

Our opinion on the consolidated financial statements, and our report on Other Legal and Regulatory Requirements below, is not modified in respect of the above matter with respect to our reliance on the work done and the report of the other auditor.

Report on Other Legal and Regulatory Requirements

1. As required by Section 143(3) of the Act, based on our audit we report, to the extent applicable that:
 - a) We have sought and obtained all the information and explanations, which to the best of our knowledge and belief were necessary for the purposes of our audit of the aforesaid consolidated Ind AS financial statements.
 - b) In our opinion, proper books of account as required by law relating to preparation of the aforesaid consolidated Ind AS financial statements have been kept so far as it appears from our examination of those books and reports of other auditors.
 - c) The Consolidated Balance Sheet, the Consolidated Statement of Profit and Loss including Other Comprehensive Income, the Consolidated Statement of Cash Flow and the Consolidated Statement of Changes in Equity dealt with by this Report are in agreement with the relevant books of account maintained for the purpose of preparation of the consolidated Ind AS financial statements;

- d) In our opinion, the aforesaid consolidated Ind AS financial statements comply with the Indian Accounting Standards specified under Section 133 of the Act, read with the relevant rules issued thereunder.
- e) On the basis of the written representations received from the directors of the Holding Company as on March 31, 2023, taken on record by the Board of Directors of the Company, and the reports of the statutory auditors of its subsidiary companies, none of the directors of the Group are disqualified as on March 31, 2023, from being appointed as a director in terms of Section 164(2) of the Act.
- f) With respect to the adequacy of the internal financial controls over financial reporting and the operating effectiveness of such controls, refer to our separate Report in “Annexure A” which is based on the auditors’ reports of the Company and its subsidiary companies. Our report expresses an unmodified opinion on the adequacy and operating effectiveness of the internal financial controls over financial reporting of those companies, for reasons stated therein.
- g) In our opinion and based on the consideration of reports of other statutory auditors of subsidiaries, the remuneration paid by the Company to its directors during the current year is in accordance with the provisions of Section 197 of the Act. The remuneration paid to any director is not in excess of the limit laid down under Section 197 of the Act. The Ministry of Corporate Affairs has not prescribed other details under Section 197(16) which are required to be commented upon by us.
- h) With respect to the other matters to be included in the Auditor’s Report in accordance with Rule 11 of the Companies (Audit and Auditors) Rules, 2014, as amended in our opinion and to the best of our information and according to the explanations given to us and based on the consideration of audit reports of the other statutory auditors of subsidiaries:
- i) The Group has disclosed the impact of pending litigations on its financial positions in its consolidated Ind AS financial statements. Refer Note 40 of the consolidated Ind AS financial statements;
- ii) The Group did not have any long-term contracts including derivative contracts for which there were any material foreseeable losses;
- iii) There has been no delay in transferring amounts, required to be transferred, to the Investor Education and Protection Fund by the Group.
- iv) (a) The Management has represented that, to the best of its knowledge and belief, no funds (which are material either individually or in the aggregate) have been advanced or loaned or invested (either from borrowed funds or share premium or any other sources or kind of funds) by the Group to or in any other person or entity, including foreign entity (“Intermediaries”), with the understanding, whether recorded in writing or otherwise, that the Intermediary shall, whether, directly or indirectly lend or invest in other persons or entities identified in any manner whatsoever by or on behalf of the Group (“Ultimate Beneficiaries”) or provide any guarantee, security or the like on behalf of the Ultimate Beneficiaries
- (b) The Management has represented, that, to the best of its knowledge and belief, no funds (which are material either individually or in the aggregate) have been received by the Group from any person or entity, including foreign entity (“Funding Parties”), with the understanding, whether recorded in writing or otherwise, that the Group shall, whether, directly or indirectly, lend or invest in other persons or entities identified in any manner whatsoever by or

on behalf of the Funding Party (“Ultimate Beneficiaries”) or provide any guarantee, security or the like on behalf of the Ultimate Beneficiaries

company is in compliance with section 123 of the Companies Act, 2013.

- (c) Based on the audit procedures that have been considered reasonable and appropriate in the circumstances, nothing has come to our notice that has caused us to believe that the representations under sub-clause (i) and (ii) of Rule 11(e), as provided under (a) and (b) above, contain any material misstatement
- (d) (d) As proviso to rule 3(1) of the Companies (Accounts) Rules, 2014 is applicable for the company only w.e.f. April 1, 2023, reporting under this clause is not applicable.
- v) The final dividend proposed in the previous year, declared and paid by the Company during the year by the

For **S M S R & Co LLP**

Chartered Accountants

Firm Registration No. 110592W/W100094

Sd/-

Ravi Kapoor

Partner

Membership No: 040404

Place: Mumbai

Date: May 26, 2023

ANNEXURE - A TO THE INDEPENDENT AUDITORS' REPORT

(Referred to in paragraph 2(f) under 'Report on Other Legal and Regulatory Requirements' section of our report to the Members of Keynote Financial Services Limited of even date)

Report on the Internal Financial Controls Over Financial Reporting under clause (i) of sub-section 3 of Section 143 of the Companies Act, 2013 ("the Act")

We have audited the internal financial controls over financial reporting of **Keynote Financial Services Limited** ("the Holding Company" or "the Company"), its subsidiaries and associates (the company, its subsidiaries and associates together referred to as "the Group") as of March 31, 2023 in conjunction with our audit of the consolidated Ind AS financial statements of the Company for the year ended on that date.

Management's Responsibility for Internal Financial Controls

The respective Board of Directors of the Holding Company, its subsidiary and associate companies which are incorporated in India, are responsible for establishing and maintaining internal financial controls based on the internal control over financial reporting criteria established by the respective companies considering the essential components of internal control stated in the Guidance Note on Audit of Internal Financial Controls over Financial Reporting issued by the Institute of Chartered Accountants of India ('ICAI'). These responsibilities include the design, implementation and maintenance of adequate internal financial controls that were operating effectively for ensuring the orderly and efficient conduct of its business, including adherence to respective company's policies, the safeguarding of its assets, the prevention and detection of frauds and errors, the accuracy and completeness of the accounting records, and the timely preparation of reliable financial information, as required under the Act.

Auditors' Responsibility for the Audit of Internal Financial Controls

Our responsibility is to express an opinion on the Holding Company internal financial controls over financial reporting with reference to these consolidated Ind AS financial statements based on our audit. We conducted our audit in accordance with the Guidance

Note on Audit of Internal Financial Controls Over Financial Reporting (the "Guidance Note") issued by ICAI and the Standards on Auditing prescribed under Section 143(10) of the Act, to the extent applicable to an audit of internal financial controls. Those Standards and the Guidance Note require that we comply with ethical requirements and plan and perform the audit to obtain reasonable assurance about whether adequate internal financial controls over financial reporting with reference to these consolidated Ind AS financial statements was established and maintained and if such controls operated effectively in all material respects.

Our audit involves performing procedures to obtain audit evidence about the adequacy of the internal financial controls system over financial reporting with reference to these consolidated Ind AS financial statements and their operating effectiveness. Our audit of internal financial controls over financial reporting with reference to these consolidated Ind AS financial statements included obtaining an understanding of internal financial controls over financial reporting with reference to these consolidated Ind AS financial statements, assessing the risk that a material weakness exists, and testing and evaluating the design and operating effectiveness of internal control based on the assessed risk. The procedures selected depend on the auditor's judgement, including the assessment of the risks of material misstatement of the consolidated Ind AS financial statements, whether due to fraud or error.

We believe that the audit evidence we have obtained is sufficient and appropriate to provide a basis for our audit opinion on the Company's internal financial controls system over financial reporting with reference to these consolidated Ind AS financial statements.

Meaning of Internal Financial Controls over Financial Reporting with reference to these Consolidated Ind AS financial statements

A Company's internal financial control over financial reporting with reference to these consolidated Ind AS financial statements is a process designed to provide reasonable assurance regarding the reliability of financial reporting and the preparation of financial statements for external purposes in accordance with generally accepted accounting principles. A company's internal financial control over financial reporting with

reference to these consolidated Ind AS financial statements includes those policies and procedures that:

- (i) pertain to the maintenance of records that, in reasonable detail, accurately and fairly reflect the transactions and dispositions of the assets of the company;
- (ii) provide reasonable assurance that transactions are recorded as necessary to permit preparation of consolidated Ind AS financial statements in accordance with generally accepted accounting principles, and that receipts and expenditures of the company are being made only in accordance with authorisations of management and directors of the company; and
- (iii) provide reasonable assurance regarding prevention or timely detection of unauthorised acquisition, use, or disposition of the company's assets that could have a material effect on the consolidated Ind AS financial statements.

Inherent Limitations of Internal Financial Controls Over Financial Reporting with reference to these Consolidated Ind AS financial statements

Because of the inherent limitations of internal financial controls over financial reporting with reference to these Consolidated Ind AS financial statements, including the possibility of collusion or improper management override of controls, material misstatements due to error or fraud may occur and not be detected. Also, projections of any evaluation of the internal financial controls over financial reporting to future periods are subject to the risk that the internal financial control over financial reporting may become inadequate because of changes in conditions, or that the degree of compliance with the policies or procedures may deteriorate.

Opinion

In our opinion, to the best of our information and according to the explanations given to us, and based

on the consideration of reports of other auditors, as referred to in Other Matters paragraph below, the Holding Company and its subsidiaries, an associates incorporated in India have, in all material respects, an adequate internal financial controls system over financial reporting with reference to these Consolidated Ind AS financial statements and such internal financial controls over financial reporting with reference to these Consolidated Ind AS financial statements were operating effectively as at March 31, 2023, based on the internal control over financial reporting criteria established by the respective companies considering the essential components of internal control stated in the Guidance Note on Audit of Internal Financial Controls Over Financial Reporting issued by the Institute of Chartered Accountants of India ('ICAI').

Other Matters

Our aforesaid report under Section 143(3)(i) of the Act on the adequacy and operating effectiveness of the internal financial controls over financial reporting in so far as it relates to the separate financial statements of two subsidiaries, an associates which are companies incorporated in India, is based on the corresponding reports of the auditors of such companies incorporated in India.

For **S M S R & Co LLP**

Chartered Accountants

Firm Registration No. 110592W/W100094

Sd/-

Ravi Kapoor

Partner

Membership No: 040404

CONSOLIDATED BALANCE SHEET AS ON 31 MARCH 2023

(Currency: Indian Rupees in lakhs)

	Note	31 March 2023	31 March 2022
ASSETS			
A. Financial assets			
Cash and cash equivalents	3	313.14	1,118.19
Bank balances other than cash and cash equivalents	4	1,006.03	1,038.28
Receivables	5		
- Trade receivables		281.64	241.55
- Other receivables		13.84	197.25
Loans	6	716.98	2,223.07
Investments	7	5,956.61	6,238.87
Other financial assets	8	906.84	1,126.16
Sub-total - financial assets (A)		9,195.08	12,183.37
B. Non-Financial Assets			
Inventories	9	20.33	15.34
Current tax assets (net)	10	27.43	-
Investment property	11	3.38	3.49
Property, plant & equipment	12	1,645.28	1,600.63
Capital in work in progress		45.32	21.27
Goodwill on consolidation		10.42	10.42
Right of use assets	13	3.88	6.10
Other non-financial assets	14	28.71	101.80
Sub-total - non-financial assets (B)		1,784.75	1,759.05
Total - Assets (A+B)		10,979.83	13,942.42
LIABILITIES AND EQUITY			
LIABILITIES			
A. Financial liabilities			
Payables			
Trade payables	15		
- total outstanding dues of micro enterprises and small enterprises		-	-
- total outstanding dues of creditors other than micro enterprises and small enterprises		208.11	315.12
Other payables			
- total outstanding dues of micro enterprises and small enterprises		-	-
- total outstanding dues of creditors other than micro enterprises and small enterprises		23.91	25.22

KEYNOTE FINANCIAL SERVICES LIMITED

CONSOLIDATED BALANCE SHEET AS ON 31 MARCH 2023 (Continued)

(Currency: Indian Rupees in lakhs)

	Note	31 March 2023	31 March 2022
Borrowings (other than debt securities)	16	245.44	2,705.16
Deposits	17	1.76	-
Lease liabilities	18	2.14	6.21
Other financial liabilities	19	94.40	78.58
Sub-total - financial liabilities (A)		575.76	3,130.29
B. Non- Financial liabilities			
Current tax liabilities(net)	20	-	58.55
Provisions	21	107.83	118.60
Deferred tax liabilities (net)	22	328.27	359.87
Other non-financial liabilities	23	156.23	160.19
Sub-total - non-financial liabilities (B)		592.33	697.21
C. Equity			
Share capital	24	556.66	616.66
Other equity	25	9,255.08	9,498.26
Sub-total - equity (C)		9,811.74	10,114.92
Total - Liabilities and Equity (A+B+C)		10,979.83	13,942.42
Significant accounting policies	2		

The accompanying notes referred above form an integral part of the consolidated Ind AS financial statements.

As per our report of even date attached

For S M S R & Co LLP

Chartered Accountants

Firm Registration No: 110592W/W100094

For and on behalf of the Board of Directors of

Keynote Financial Services Limited

CIN No: L67120MH1993PLC072407

CONSOLIDATED STATEMENT OF PROFIT AND LOSS FOR THE YEAR ENDED 31 MARCH 2023

(Currency: Indian Rupees in lakhs)

	Note	For the Year ended 31 March 2023	For the Year ended 31 March 2022
A. Revenue from operations			
Interest income	26	46.38	198.23
Fees and commission income	27	294.83	298.13
Net gain on fair value changes	28	-	1,342.31
Sale of services	29	1,065.42	1,033.05
Other operating income	30	1.56	3.66
Total revenue from operations		1,408.19	2,875.38
B. Other income	31	186.97	298.97
Total income (A+B)		1,595.16	3,174.35
C. Expenses			
Finance costs	32	25.49	118.32
Fees and commission expense	33	17.04	38.57
Net loss on fair value changes	34	427.68	-
Impairment on financial instruments	35	(2.47)	(9.98)
Changes in inventories of stock-in-trade	36	(4.99)	5.25
Employee benefits expense	37	540.60	524.53
Depreciation and amortisation expense	38	63.03	69.35
Other expenses	39	533.98	561.38
Total Expenses (C)		1,600.36	1,307.42
Profit / (loss) before tax (A+B-C)		(5.20)	1,866.93
D. Tax expense / (credit)	40		
- Current tax		126.90	203.92
- Deferred tax and Minimum alternate tax (MAT)		32.78	54.97
- Taxation for earlier years		(0.59)	(0.28)
- MAT credit entitlement		6.80	(67.62)
Total tax expenses (D)		165.89	258.61
Profit / (loss) for the year (A+B-C-D)		(171.09)	1,608.32
Share of profit of associate (E)		8.08	-
Profit / (loss) for the year after share of profit of associate (A+B-C-D+E)		(163.01)	1,608.32

KEYNOTE FINANCIAL SERVICES LIMITED

CONSOLIDATED STATEMENT OF PROFIT AND LOSS FOR THE YEAR ENDED 31 MARCH 2023 (Continued) (Currency: Indian Rupees in lakhs)

	Note	For the Year ended 31 March 2023	For the Year ended 31 March 2022
E. Other Comprehensive Income			
(i) Items that will not be reclassified to profit or loss			
Remeasurement gains /(losses) of defined benefit plans		17.01	7.94
Income tax on the above		(4.41)	(0.64)
(ii) Items that will be reclassified to profit or loss		-	-
Other Comprehensive Income (E)		12.60	7.30
Total Comprehensive Income for the year (net of tax) (A+B-C-D+E)		(150.41)	1,615.62
Earnings per equity share (face value of INR 10 each)			
Basic & diluted (INR)	42	(3.07)	28.89
Significant accounting policies	2		

The accompanying notes referred above form an integral part of the consolidated Ind AS financial statements

As per our report of even date attached

For S M S R & Co LLP

Chartered Accountants

Firm Registration No: 110592W/W100094

For and on behalf of the Board of Directors of

Keynote Financial Services Limited

CIN No: L67120MH1993PLC072407

CONSOLIDATED CASH FLOW STATEMENT FOR THE YEAR ENDED 31 MARCH 2023

(Currency: Indian Rupees in lakhs)

Particulars	For the Year ended 31 March 2023	For the year ended 31 March 2022
(A) Cash flows from operating activities:		
Net Profit/ (Loss) before tax	(5.20)	1,866.93
Adjustments for		
Depreciation and amortisation	63.03	69.35
Provision for gratuity	25.36	16.91
Provision for compensated absences	(1.17)	9.48
Provision for doubtful debts	(2.47)	(9.98)
Interest expenses	25.49	118.32
Net (gain) / loss on financial instruments measured at fair value through profit or loss	427.68	(1,342.31)
Dividend income	(51.54)	(78.66)
Interest Income	(171.62)	(389.61)
Sundry balances written back (net)	(2.24)	-
Lease Income	(7.75)	(5.45)
Operating loss before working capital changes	299.58	254.98
Adjustment for working capital changes		
- (Increase) / decrease in trade and other receivables	140.84	(192.10)
- (Increase) / decrease in loans	1,506.09	(247.69)
- (Increase) / decrease in other financial assets	219.26	(944.13)
- (Increase) / decrease in Inventory	(4.99)	5.25
- (Increase) / decrease in other non-financial assets	73.09	(66.19)
- (Decrease) / Increase in trade and other payable	(106.09)	(131.54)
- (Decrease) / Increase in other financial liabilities	15.84	27.32
- (Decrease) / Increase in other non-financial liabilities	(3.97)	62.61
- (Decrease) / Increase in deposits	1.76	(2.32)
- (Decrease) / Increase in lease liabilities	(4.08)	4.45
- (Decrease) / Increase in provisions	(34.97)	(1.65)
Cash generated from / (used) in operations	2,102.36	(1,231.00)
Taxes paid (net of refunds)	(31.12)	(33.06)
Net cash generated from / (used in) operating activities (A)	2,071.24	(1,264.06)
(B) Cash flows from investing activities:		
Purchase of fixed assets	(127.31)	(37.06)
Movement in investments (net)	(411.26)	(467.97)
Deposits placed in banks and unpaid dividend accounts (net)	32.25	2,223.57
Lease income received	7.75	5.45
Interest received	171.62	389.61
Dividend received	51.54	78.66
Net cash generated from / (used in) investing activities (B)	(275.40)	2,192.26

KEYNOTE FINANCIAL SERVICES LIMITED

CONSOLIDATED CASH FLOW STATEMENT FOR THE YEAR ENDED 31 MARCH 2023 (Continued)

(Currency: Indian Rupees in lakhs)

Particulars	For the Year ended 31 March 2023	For the year ended 31 March 2022
(C) Cash flow from financing activities:		
Repayment of borrowings (net)	(2,459.73)	124.79
Issue of share capital	(60.00)	-
Dividend paid	(55.67)	(55.67)
Interest paid	(25.49)	(118.32)
Net cash generated from / (used in) financing activities (C)	(2,600.89)	(49.19)
Net increase / (decrease) in cash and cash equivalents (A+B+C)	(805.05)	879.01
Cash and cash equivalents as at beginning of year	1,118.19	239.18
Cash and cash equivalents as at the end of the year	313.14	1,118.19

Notes to cash flow statement :

1 Cash and cash equivalents as at the end of the year comprise of:

Cash on hand	9.97	10.36
Balances with banks		
- In current accounts	296.63	1,101.50
- In fixed deposits accounts (with original maturity of 3 months or less from the reporting date)	6.54	6.32
	313.14	1,118.19

2 The above Cash Flow Statement has been prepared under the 'Indirect Method' as set out in Indian Accounting Standard (Ind AS) 7 - "Statement of Cash Flows" as specified in the Companies (Indian Accounting Standard) Rules, 2015.

3 Cash and cash equivalents comprises cash on hand, current accounts and deposits with banks (with an original maturity of three months or less from the date of acquisition) and highly liquid investments that are readily convertible into known amounts of cash and which are subject to insignificant risk of changes in value.

As per our report of even date attached

For S M S R & Co LLP

Chartered Accountants

Firm Registration No: 110592W/W100094

For and on behalf of the Board of Directors of

Keynote Financial Services Limited

CIN No: L67120MH1993PLC072407

CONSOLIDATED STATEMENT OF CHANGES IN EQUITY FOR THE YEAR ENDED 31 MARCH 2023

(Currency: Indian Rupees in lakhs)

A. Share capital

Particulars	Equity share capital	
	No. of Shares	Amount
Balance as at 1 April 2021	55.67	556.66
Changes in share capital during the year	-	-
Balance as at 31 March 2022	55.67	556.66
Changes in share capital during the year	-	-
Balance as at 31 March 2023	55.67	556.66

Particulars	Preference share capital	
	No. of Shares	Amount
Balance as at 1 April 2021	-	-
Changes in share capital during the year	6.00	60.00
Balance as at 31 March 2022	6.00	60.00
Changes in share capital during the year	(6.00)	(60.00)
Balance as at 31 March 2023	-	-

B. Other equity

Particulars	Reserves and surplus				Other items of other comprehensive income	Total
	Securities premium	General reserve	Statutory reserve	Retained earnings		
Balance as at 1 April 2021	2,396.48	133.92	91.82	5,316.10	-	7,938.32
Transfers during the year	-	-	67.07	(67.07)	-	-
Profit/(Loss) after tax for the year	-	-	-	1,608.31	-	1,608.31
Other comprehensive income (net of tax)	-	-	-	7.30	-	7.30
Premium on issue of preference shares	-	-	-	-	-	-
Appropriations towards dividend paid (including corporate tax dividend)	-	-	-	(55.67)	-	(55.67)
Balance as at 31 March 2022	2,396.48	133.92	158.88	6,808.97	-	9,498.26
Balance as at 1 April 2022	2,396.48	133.92	158.88	6,808.97	-	9,498.26
Transfers during the year	-	-	(54.37)	54.37	-	-
Premium on issue of preference shares	(90)	-	-	-	-	(90.00)
Add: Opening Deferred Tax Liability Reversal	-	-	-	66.61	-	66.61
Less: Loss on deemed disposal of subsidiary	-	-	-	(13.72)	-	(13.72)
Loss after tax for the year	-	-	-	(163.01)	-	(163.01)
Other comprehensive income (net of tax)	-	-	-	12.60	-	12.60
Appropriations towards dividend paid (including corporate tax dividend)	-	-	-	(55.67)	-	(55.67)
Balance as at 31 March 2023	2,306.48	133.92	104.51	6,710.16	-	9,255.08

The accompanying notes referred above form an integral part of the consolidated Ind AS financial statements

As per our report of even date attached

For S M S R & Co LLP

Chartered Accountants

Firm Registration No: 110592W/W100094

For and on behalf of the Board of Directors of**Keynote Financial Services Limited**

CIN No: L67120MH1993PLC072407

Notes forming part of the Consolidated Ind AS Financial Statements

1. CORPORATE INFORMATION

Keynote Financial Services Limited (*formerly known as "Keynote Corporate Services Limited"*) ("the Company") is a public limited company domiciled in India and incorporated under the provisions of the Companies Act, 1956. Keynote together with its subsidiaries and trust, is herein after referred to as 'the Group' having its registered office located in Mumbai. Its shares are listed on two stock exchanges in India. i.e., BSE Limited (BSE) & National Stock Exchange of India Limited (NSE).

The Group is engaged in providing services of investment banking, corporate advisory services, ESOP advisory, broking business in commodities and trading in securities.

2. SIGNIFICANT ACCOUNTING POLICIES

(a) Basis of preparation

These consolidated Ind AS financial statements of the Group have been prepared in accordance with Indian Accounting Standards (Ind AS) notified under Section 133 of the Companies Act, 2013 ("the Act") read with Companies (Indian Accounting Standards) Rules, 2015 and other relevant provisions of the Act, under the historical cost convention on accrual basis except for certain financial instruments which are measured at fair value. These accounting policies have been applied consistently over all the periods presented in these consolidated Ind AS financial statements, except where the Group has applied certain accounting policies and exemptions upon transition to Ind AS.

The consolidated financial statements were prepared in accordance with the accounting standards notified under Companies (Accounting Standard) Rules, 2006 (as amended) under the Act read with Rule 7 of the Companies (Accounts) Rules, 2014 (as amended), the relevant provisions of the Act (to the extent notified) and guidelines issued by the Securities and Exchange Board of India (SEBI) and

other generally accepted accounting principles in India (collectively referred to as "Indian GAAP"). Further, where applicable the Group follows prudential norms for income recognition, assets classification and provisioning for Non-performing assets (NPA), as well as contingency provisions for standard assets, prescribed by the Reserve Bank of India (RBI) for Non-Banking Financial Companies (NBFC). The accounting standards are followed to the extent, as they are not inconsistent with the Prudential Norms, prescribed by the RBI.

(b) Presentation of the consolidated financial statements

The Holding Company is covered in the definition of Non-Banking Financial Company as defined in Companies (Indian Accounting Standards) (Amendment) Rules, 2016. As per the format prescribed under Division III of Schedule III to the Companies Act, 2013 on 11 October 2013, the Holding Company presents the Consolidated Balance Sheet, the Consolidated Statement of Profit and Loss and the Consolidated Statement of Changes in Equity in the order of liquidity. A maturity analysis of recovery or settlement of assets and liabilities within 12 months after the reporting date and more than 12 months after the reporting date is presented in Note 56 of the consolidated Ind AS financial statements.

Financial assets and financial liabilities are generally reported on a gross basis except when, there is an unconditional legally enforceable right to offset the recognised amounts without being contingent on a future event and the parties intend to settle on a net basis in the following circumstances:

- (i) The normal course of business
- (ii) The event of default
- (ii) The event of insolvency or bankruptcy of the Group and/or its counterparties

(c) Use of estimates and judgements

The preparation of consolidated financial statements in conformity with Ind AS requires management to make estimates, judgments, and assumptions that affect the application of accounting policies and the reported amounts of assets and liabilities (including contingent liabilities) and disclosures as of the date of financial statements and the reported amounts of revenue and expenses for the reporting period. Actual results could differ from these estimates. Accounting estimates and underlying assumptions are reviewed on an ongoing basis and could change from period to period. Appropriate changes in estimates are recognized in the period in which the Group becomes aware of the changes in circumstances surrounding the estimates. Any revisions to accounting estimates are recognized prospectively in the period in which the estimate is revised and future periods. The estimates and judgments that have significant impact on carrying amount of assets and liabilities at each balance sheet date are discussed at Note 2(w) of the consolidated Ind AS financial statements.

(d) Principles of consolidation

Subsidiaries and trust

The consolidated financial statements is comprised of financial statements of the Holding Company and its subsidiaries and trust. The subsidiaries and the trust are all entities over which the Group has control. The Group controls an entity when the Group is exposed to, or has rights to, variable returns from its involvement with the entity and has the ability to affect those returns through its power to direct the relevant activities of the entity. Subsidiaries and the trust are fully consolidated from the date on which control is transferred to the Group. They are deconsolidated from the date that control ceases.

The acquisition method of accounting is used to account for business combinations by the Group.

The Group combines the financial statements of the Holding Company and its subsidiaries & trust line by line adding together like items of assets, liabilities, equity, income and expenses. Intercompany transactions, balances and unrealized gains on transactions within the Group are eliminated. Unrealized losses are also eliminated unless the transaction provides evidence of an impairment of the transferred asset. Accounting policies of subsidiaries have been changed where necessary to ensure consistency with the policies adopted by the Group.

Non-controlling interests in the results and equity of subsidiaries are shown separately in the consolidated statement of profit or loss, consolidated statement of changes in equity and balance sheet respectively. Statement of Profit and Loss including Other Comprehensive Income (OCI) is attributable to the equity holders of the Holding Company and to the non-controlling interest basis the respective ownership interest and such balance is attributed even if this results in controlling interest having a deficit balance.

Equity method

Under the equity method of accounting, the investments are initially recognized at cost and adjusted thereafter to recognize the Group's share of the post-acquisition profits or losses of the investee in profit or loss, and the Group's share of other comprehensive income of the investee in other comprehensive income. Dividends received or receivable from associates and joint ventures are recognized as a reduction in the carrying amount of the investment.

When the Group's share of losses in an equity-accounted investment equals or exceeds its interest in the entity, including any other unsecured long-term receivables, the Group does not recognize further losses, unless it has incurred obligations or made payments on behalf of the other entity.

Changes in ownership interests

The Group treats transactions with non-controlling interests that do not result

in a loss of control as transactions with equity owners of the Group. A change in ownership interest results in an adjustment between the carrying amounts of the controlling and non-controlling interests to reflect their relative interests in the subsidiary. Any difference between the amount of the adjustment to non-controlling interests and any consideration paid or received is recognized within equity.

When the Group ceases to consolidate because of a loss of control, joint control or significant influence, any retained interest in the entity is re-measured to its fair value with the change in carrying amount recognized in profit or loss. This fair value becomes the initial carrying amount for the purposes of subsequently accounting for the retained interest as an associate, joint venture or financial asset. In addition, any amounts previously recognized in other comprehensive income in respect of that entity are accounted for as if the Group had directly disposed of the related assets or liabilities. This may mean that amounts previously recognized in other comprehensive income are reclassified to profit or loss.

(e) Property, Plant and Equipment

Property, plant and equipment (PPE) are stated at cost of acquisition less accumulated depreciation and accumulated impairment, (if any). Such cost includes purchase price including import duties and other non-refundable purchase taxes or levies, borrowing cost and any cost directly attributable to bringing the assets to its working condition for its intended use and adjustments arising from exchange rate variations attributable to the assets. Any trade discounts and rebates are deducted in arriving at the purchase price.

Subsequent expenditure are included in the asset's carrying amount or recognized as a separate asset, as appropriate, only when it is probable that future economic benefits associated with the item will flow to the Group and the cost of the item can be measured reliably. The carrying amount of any component accounted for as a separate

asset is derecognised when replaced. All other repairs and maintenance are charged to profit or loss during the reporting period in which they are incurred.

Property, Plant and Equipment which are significant to the total cost of that item of Property, Plant and Equipment and having different useful life are accounted separately.

Assets costing INR 5,000 or less are fully depreciated in the year of purchase.

Cost of assets not ready for intended use, as on the Balance Sheet date, is shown as capital work in progress. Advances paid towards the acquisition of property, plant and equipment outstanding at each balance sheet date is classified as capital advances under other non- financial assets.

The carrying amount of an item of property, plant and equipment is derecognised on disposal or when no future economic benefits are expected from its use or disposal. The date of disposal of an item of property, plant and equipment is the date the recipient obtains control of that item in accordance with the requirements for determining when a performance obligation is satisfied in Ind AS 115.

Gains and losses on disposals are determined by comparing proceeds with carrying amount and are recognised in the statement of profit and loss when the asset is derecognised.

Depreciation methods, estimated useful lives and residual value

Depreciation is provided on a pro-rata basis on the straight line method based on estimated useful life prescribed under Schedule II to the Companies Act, 2013.

Tangible assets	Useful life
Premises	60 years
Furniture and fixtures	10 years
Electrical fittings	10 years
Air conditioners	10 years
Office equipments	5 years
Computers and peripherals	3 years
Vehicles	8 years

The residual values, useful lives and methods of depreciation of Property, Plant and Equipment are reviewed at each financial year end and adjusted prospectively, if appropriate

(f) Investment Property

Investment property represents property held to earn rentals or for capital appreciation or both.

Investment properties are measured initially at cost, including transaction costs. Subsequent to initial recognition, investment properties are stated at cost less accumulated depreciation and accumulated impairment loss, if any.

Depreciation on property (Flat) classified as investment property has been provided on the straight-line method over a period of 60 years based on the Group's estimate of their useful lives taking into consideration technical factors, which is the same as the period prescribed in Schedule II to the Companies Act 2013.

Though the Group initially measures investment property using cost based measurement. The said is measured subsequently at the fair value which are determined based on an annual evaluation as per Management's best estimates.

Investment properties are derecognised either when they have been disposed of or when they are permanently withdrawn from use and no future economic benefit is expected from their disposal. The difference between the net disposal proceeds and the carrying amount of the asset is recognised in the statement of profit and loss in the period of derecognition. The date of disposal of an item of investment property is the date the recipient obtains control of that item in accordance with the requirements for determining when a performance obligation is satisfied in Ind AS 115.

(g) Intangible assets and amortization

Intangible assets are stated at cost of acquisition net of recoverable taxes, trade

discount and rebates less accumulated amortisation and impairment losses, if any. Such cost includes purchase price, borrowing costs, and any cost directly attributable to bringing the asset to its working condition for the intended use and adjustments arising from exchange rate variations attributable to the intangible assets.

Subsequent costs are included in the asset's carrying amount or recognised as a separate asset, as appropriate, only when it is probable that future economic benefits associated with the item will flow to the entity and the cost can be measured reliably.

Intangible assets are amortised on a straight-line basis over the estimated useful economic life, which is the Management's estimate of its useful life.

The carrying amount of an intangible asset is derecognised on disposal or when no future economic benefits are expected from its use or disposal. Gains and losses on disposals are determined by comparing proceeds with carrying amount and are recognised in the statement of profit and loss when the asset is derecognized. The date of disposal of an item of intangible assets is the date the recipient obtains control of that item in accordance with the requirements for determining when a performance obligation is satisfied in Ind AS 115.

The residual values, useful lives and methods of amortisation of intangible assets are reviewed at each financial year end and adjusted prospectively, if appropriate.

(h) Impairment of non-financial assets

At each reporting date, the Group assesses whether there is any indication based on internal / external factors, that an asset may be impaired. If any such indication exists, the Group estimates the recoverable amount of the asset. The recoverable amount of asset is the higher of its fair value or value in use. Value in

use is based on the estimated future cash flows, discounted to their present value using a pre-tax discount rate that reflects the current market assessment of time value of money and the risks specific to it. If such recoverable amount of the asset or the recoverable amount of the cash generating unit to which the asset belongs is less than its carrying amount, the carrying amount is reduced to its recoverable amount and the reduction is treated as an impairment loss and is recognised in the statement of profit and loss. All assets are subsequently reassessed for indications that an impairment loss previously recognised may no longer exist. An Impairment loss is reversed if there has been a change in estimates used to determine the recoverable amount. Such a reversal is made only to the extent that the assets carrying amount would have been determined, net of depreciation or amortization, had no impairment loss been recognised.

(i) Provisions and contingencies

Provisions are recognised when the Group has a present obligation (legal or constructive) as a result of a past event, it is probable that an outflow of resources embodying economic benefits will be required to settle the obligation and a reliable estimate can be made of the amount of the obligation. Provisions are measured at the best estimate of the expenditure required to settle the present obligation at the each reporting date.

Provisions are determined by discounting the expected future cash flows (representing the best estimate of the expenditure required to settle the present obligation at the balance sheet date) at a pre-tax rate that reflects current market assessments of the time value of money and the risks specific to the liability. The unwinding of the discount is recognized as finance cost. Expected future operating losses are not provided for in the consolidated Ind AS financial statements.

Contingent liabilities are disclosed when there is a possible obligation arising from

past events, the existence of which will be confirmed only by the occurrence or non-occurrence of one or more uncertain future events not wholly within the control of the Group or a present obligation that arises from past events where it is either not probable that an outflow of resources will be required to settle the obligation or a reliable estimate of the amount cannot be made.

(j) Foreign currency translation

Functional and presentation currency

Items included in financial statements of the Group are measured using the currency of the primary economic environment in which the Group operates ('the functional currency'). The consolidated financial statements are presented in Indian Rupees (INR), which is the Group 's functional and presentation currency.

Transactions and balances

Foreign currency transactions are translated into the functional currency using the exchange rates at the dates of the transactions. Foreign exchange gains and losses resulting from the settlement of such transactions and from the translation of monetary assets and liabilities denominated in foreign currencies at year end exchange rates are recognised in profit or loss.

Non-monetary items that are measured at fair value in a foreign currency are translated using the exchange rates at the date when the fair value was determined. Translation differences on assets and liabilities carried at fair value are reported as part of the fair value gain or loss. For example, translation differences on non-monetary assets and liabilities such as equity instruments held at fair value through profit or loss are recognized in profit or loss as part of the fair value gain or loss and translation differences on non-monetary assets such as equity investments classified as FVOCI are recognized in other comprehensive income.

(k) Employee benefits

(i) Short-term obligations

Short-term employee benefits are

recognised as an expense at the undiscounted amount in the Statement of Profit and Loss for the year in which the related services are rendered. The Group recognises the costs of bonus payments when it has a present obligation to make such payments as a result of past events and a reliable estimate of the obligation can be made.

(ii) Post-employment obligations

(I) Defined contribution plans

(a) Provident Fund: The Group recognises contribution payable to the provident fund scheme as an expense, when an employee renders the related service. If the contribution payable to the scheme for service received before the balance sheet date exceeds the contribution already paid, the deficit payable to the scheme is recognised as a liability after deducting the contribution already paid. If the contribution already paid exceeds the contribution due for services received before the balance sheet date, then excess is recognised as an asset to the extent that the pre-payment will lead to, for example, a reduction in future payment or a cash refund.

(b) Employees' State Insurance: The Group contributes to Employees State Insurance Scheme and recognises such contribution as an expense in the Statement of Profit and Loss in the period when services are rendered by the employees.

(II) Defined benefit plans

(a) Gratuity: The Group makes contribution to a Gratuity Fund administered by trustees and managed by LIC. The Group accounts its liability for future gratuity benefits based on actuarial valuation, as at the Balance Sheet date, determined every year by an independent actuary using the Projected Unit Credit method.

Re-measurements, comprising

of actuarial gains and losses, the effect of the asset ceiling, excluding amounts included in net interest on the net defined benefit liability and the return on plan assets (excluding amounts included in net interest on the net defined benefit liability), are recognised immediately in the balance sheet with a corresponding debit or credit to retained earnings through OCI in the period in which they occur. Remeasurements are not reclassified to profit or loss in subsequent periods.

Past service costs are recognised in profit or loss on the earlier of:

- (i) The date of the plan amendment or curtailment, and
- (ii) The date that the Group recognises related restructuring costs

Net interest is calculated by applying the discount rate to the net defined benefit liability or asset.

The Group recognises the following changes in the net defined benefit obligation as an expense in the consolidated statement of profit and loss:

- (a) Service costs comprising current and past service costs, gains and losses on curtailments and non-routine settlements; and
- (b) Net interest expense or income.

(III) Other Long-term employee benefits

(a) Compensated absences - Privilege leave entitlements are recognised as a liability as per the rules of the Group. The liability for accumulated leaves which can be availed and/or encashed at any time during the tenure of employment is recognised using the projected unit credit method at the actuarially determined value by an appointed independent actuary. The liability for accumulated leaves which is eligible for encashment within the same calendar year is

provided for at prevailing salary rate for the entire unavailed leave balance as at the Balance Sheet date.

(I) Leases

(I) Operating lease as lessee - The Group has adopted Ind AS 116 - "Leases" effective 1 April, 2019, using the "full retrospective method". Further, the Group has applied the standard to its leases with the full impact recognised on the date of initial application.

The Group's lease asset classes primarily consist of leases for office premises. The Group assesses whether a contract is or contains a lease, at inception of a contract. A contract is, or contains, a lease if the contract conveys the right to control the use of an identified asset for a period of time in exchange for consideration. To assess whether a contract conveys the right to control the use of an identified asset, the Group assesses whether:

- (i) The contract involves the use of an identified asset;
- (ii) The Group has substantially all of the economic benefits from use of the asset through the period of the lease; and
- (iii) The Group has the right to direct the use of the asset.

At the date of commencement of the lease, the Group recognises a right-of-use asset ("ROU") and a corresponding lease liability for all lease arrangements in which it is a lessee, except for leases with a term of twelve months or less (short-term leases) and leases of low value assets. For these short-term and leases of low value assets, the Group recognises the lease payments as an operating expense on a straight-line basis over the term of the lease.

The right-of-use assets are initially

recognised at cost, which comprises the initial amount of the lease liability adjusted for any lease payments made at or prior to the commencement date of the lease plus any initial direct costs less any lease incentives. They are subsequently measured at cost less accumulated depreciation and impairment losses, if any. Right-of-use assets are depreciated from the commencement date on a straight-line basis over the shorter of the lease term and useful life of the underlying asset.

The lease liability is initially measured at the present value of the future lease payments. The lease payments are discounted using the interest rate implicit in the lease or, if not readily determinable, using the incremental borrowing rates. The lease liability is subsequently remeasured by increasing the carrying amount to reflect interest on the lease liability, reducing the carrying amount to reflect the lease payments made.

A lease liability is remeasured upon the occurrence of certain events such as a change in the lease term or a change in an index or rate used to determine lease payments. The remeasurement normally also adjusts the leased assets.

Lease liability and ROU asset have been separately presented in the Balance Sheet and lease payments have been classified as financing cash flows.

(II) Operating lease as lessor: In respect of assets given on operating lease, lease rentals are recognised on a straight-line basis over the term of lease unless;

- (i) Another systematic basis is more representative of the time pattern in which the benefit is derived from leased asset; or
- (ii) The payments to the lessor

are structured to increase in line with the expected general inflation to compensate the lessor's expected inflationary cost increases, in which case the rental are recognised based on contractual term.

(m) Income tax

Current tax

Current tax assets and liabilities for the current and prior years are measured at the amount expected to be recovered from, or paid to, the taxation authorities. The tax rates and tax laws used to compute the amount are those that are enacted, or substantively enacted, by the reporting date in the country where the Group operates and generates taxable income.

Current income tax relating to items recognised outside profit or loss is recognised outside profit or loss i.e either in other comprehensive income or in equity. Current tax items are recognised in correlation to the underlying transaction either in OCI or directly in equity. Management periodically evaluates positions taken in the tax returns with respect to situations in which applicable tax regulations are subject to interpretation and establishes provisions where appropriate.

Minimum Alternate Tax

Minimum alternate tax (MAT) paid in a year is charged to the statement of profit and loss as current tax. The Group recognizes MAT credit available as an asset only to the extent that it is probable that the Group will pay normal income tax during the specified period, i.e., the period for which MAT credit is allowed to be carried forward. In the year in which the Group recognizes MAT credit as an asset in accordance with the Guidance Note on Accounting for Credit Available in respect of Minimum Alternative Tax under the Income-tax Act, 1961, the said asset is created by way of credit to the statement of profit and loss and shown as "MAT Credit". The Group reviews the MAT Credit Entitlement asset at each reporting

date and writes down the asset to the extent the Group does not have convincing evidence that it will pay normal tax during the specified period.

Deferred Tax

Deferred tax is provided on temporary differences at the reporting date between the tax bases of assets and liabilities and their carrying amounts for financial reporting purposes.

Deferred tax liabilities are recognised for all taxable temporary differences, except in respect of taxable temporary differences associated with investments in subsidiaries, where the timing of the reversal of the temporary differences can be controlled and it is probable that the temporary differences will not reverse in the foreseeable future.

Deferred tax assets are recognised for all deductible temporary differences, the carry forward of unused tax credits and any unused tax losses. Deferred tax assets are recognised to the extent that it is probable that taxable profit will be available against which the deductible temporary differences, and the carry forward of unused tax credits and unused tax losses can be utilised, except in respect of deductible temporary differences associated with investments in subsidiaries deferred tax assets are recognised only to the extent that it is probable that the temporary differences will reverse in the foreseeable future and taxable profit will be available against which the temporary differences can be utilized.

The carrying amount of deferred tax assets is reviewed at each reporting date and reduced to the extent that it is no longer probable that sufficient taxable profit will be available to allow all or part of the deferred tax asset to be utilised. Unrecognised deferred tax assets are re-assessed at each reporting date and are recognised to the extent that it has become probable that future taxable profits will allow the deferred tax asset to be recovered.

Deferred tax assets and deferred tax

liabilities are offset if a legally enforceable right exists to set off current tax assets against current tax liabilities and the deferred taxes relate to the same taxable entity and the same taxation authority.

(n) Cash and cash equivalents

Cash and cash equivalents include cash on hand, other short term, highly liquid investments with original maturities of three months or less that are readily convertible to known amounts of cash and which are subject to an insignificant risk of changes in value.

(o) Financial instruments

A financial instrument is defined as any contract that gives rise to a financial asset of one entity and a financial liability or equity instrument of another entity. Trade receivables and payables, loan receivables, investments in securities and subsidiaries, debt securities and other borrowings, preferential and equity capital etc. are some examples of financial instruments.

All the financial instruments are recognised on the date when the Group becomes party to the contractual provisions of the financial instruments. For tradable securities, the Group recognises the financial instruments on settlement date.

Initial recognition and measurement:

Financial assets and financial liabilities are recognized when the entity becomes a party to the contractual provisions of the instrument. Regular way purchases and sales of financial assets are recognized on trade-date, the date on which the Group commits to purchase or sell the asset.

At initial recognition, the Group measures a financial asset or financial liability at its fair value plus or minus, in the case of a financial asset or financial liability not at fair value through profit or loss, transaction costs that are incremental and directly attributable to the acquisition or issue of the financial asset or financial liability. Transaction costs of financial assets and

financial liabilities carried at fair value through profit or loss are expensed in profit or loss. Immediately after initial recognition, an expected credit loss allowance (ECL) is recognized for financial assets measured at amortised cost.

When the fair value of financial assets and liabilities differs from the transaction price on initial recognition, the entity recognizes the difference as follows:

- (a) When the fair value is evidenced by a quoted price in an active market for an identical asset or liability (i.e. a Level 1 input) or based on a valuation technique that uses only data from observable markets, the difference is recognized as a gain or loss.
- (b) In all other cases, the difference is deferred and the timing of recognition of deferred day one profit or loss is determined individually. It is either amortized over the life of the instrument, deferred until the instrument's fair value can be determined using market observable inputs, or realized through settlement.

When the Group revises the estimates of future cash flows, the carrying amount of the respective financial assets or financial liability is adjusted to reflect the new estimate discounted using the original effective interest rate. Any changes are recognized in profit or loss.

Classification and subsequent measurement

The Group classifies its financial assets as subsequently measured at either amortised cost or fair value depending on the Group's business model for managing the financial assets and the contractual cash flow characteristics of the financial assets.

A financial asset is measured at amortised cost only if both of the following conditions are met:

- (i) The asset is held within a business model whose objective is to hold them to collect contractual cash flows; and

- (ii) The contractual terms of the financial asset give rise on specified dates to cash flows that are solely payments of principal and interest on the amount outstanding.

The Group has applied Ind AS 109 and classifies its financial assets in the following measurement categories:

- Amortised cost
- Fair value through profit or loss (FVTPL); or
- Fair value through other comprehensive income (FVOCI)

Such financial assets are subsequently measured at amortised cost using the Effective Interest rate method. Financial assets are subsequently measured at fair value through other comprehensive income if these financial assets are held within a business model whose objective is achieved by both collecting contractual cash flows and selling financial assets and the contractual terms of financial asset give rise on specified dates to cash flows that are solely payments of principal and interest on principal and the interest on the principal outstanding. Any financial instrument, which does not meet the criteria for categorisation as amortized cost or as Fair Value Through Other Comprehensive Income (FVTOCI), is classified as at Fair Value Through P&L (FVTPL). In addition, the Group may elect to classify a debt instrument, which otherwise meets amortized cost or FVTOCI criteria, as at FVTPL. However, such election is allowed only if doing so reduces or eliminates a measurement or recognition inconsistency (referred to as 'accounting mismatch'). Debt instruments included within the FVTPL category are measured at fair value with all changes recognised in the profit and loss.

Financial liabilities are classified at amortised cost or FVTPL. A financial liability is classified as at FVTPL if it is classified as held for trading, or it is a derivative or it is designated as such on

initial recognition. Financial liabilities at FVTPL are measured at fair value and net gains and losses, including any interest expense, are recognised in profit or loss. Other financial liabilities are subsequently measured at amortised cost using the effective interest method. Interest expense and foreign exchange gains and losses are recognised in profit or loss. Any gain or loss on derecognition is also recognised in Statement of Profit or loss.

Equity Investments

The Group accounts for equity investments in subsidiaries at cost less impairment.

All other equity investments are measured at fair value, with value changes recognised in Statement of Profit and Loss, except for those equity investments for which the Group has elected to present the value changes in 'Other Comprehensive Income'. However, dividend on such equity investments are recognised in Statement of Profit and loss when the Group's right to receive payment is established.

Derivative financial Instruments

Derivative financial instruments are classified and measured at fair value through profit and loss.

Fair Value Hierarchy

Some of the Group's assets and liabilities are measured at fair value for financial reporting purpose. Fair value is the price that would be received to sell an asset or paid to transfer a liability in an orderly transaction between market participants at the measurement date regardless of whether that price is directly observable or estimated using another valuation technique.

Information about the valuation techniques and inputs used in determining the fair value of various assets and liabilities are disclosed in Note 53 of the consolidated Ind AS financial statements.

Impairment of Financial Assets

The Group applies expected credit

loss (ECL) model for measurement and recognition of loss allowance on the following:

- (i) Trade receivables
- (ii) Financial assets measured at amortised cost (other than trade receivables)
- (iii) Financial assets measured at fair value through other comprehensive income (FVTOCI)

In case of trade receivables, the Group follows a simplified approach wherein an amount equal to lifetime ECL is measured and recognised as loss allowance.

In case of other assets (listed as ii and iii above), the Group determines if there has been a significant increase in credit risk of the financial asset since initial recognition. If the credit risk of such assets has not increased significantly, an amount equal to 12-month ECL is measured and recognised as loss allowance. However, if credit risk has increased significantly, an amount equal to lifetime ECL is measured and recognised as loss allowance.

Subsequently, if the credit quality of the financial asset improves such that there is no longer a significant increase in credit risk since initial recognition, the Group reverts to recognising impairment loss allowance based on 12-month ECL.

ECL is the difference between all contractual cash flows that are due to the Group in accordance with the contract and all the cash flows that the Group expects to receive (i.e. all cash shortfalls), discounted at the original effective interest rate.

Lifetime ECL are the expected credit losses resulting from all possible default events over the expected life of a financial asset. 12-month ECL are a portion of the lifetime ECL which result from default events that are possible within 12 months from the reporting date.

ECL are measured in a manner that they reflect unbiased and probability weighted amounts determined by a range

of outcomes, taking into account the time value of money and other reasonable information available as a result of past events, current conditions and forecasts of future economic conditions.

As a practical expedient, the Group uses a provision matrix to measure lifetime ECL on its portfolio of trade receivables.

The provision matrix is prepared based on historically observed default rates over the expected life of trade receivables and is adjusted for forward-looking estimates. At each reporting date, the historically observed default rates and changes in the forward-looking estimates are updated.

Write-offs

The Group reduces the gross carrying amount of a financial asset when the Group has no reasonable expectations of recovering a financial asset in its entirety or a portion thereof. This is generally the case when the Group determines that the borrower does not have assets or sources of income that could generate sufficient cash flows to repay the amounts subjected to write-offs. Any subsequent recoveries are credited to the statement of profit and loss.

De-recognition of financial instruments

- (a) **Financial asset** - A financial asset or a part thereof is primarily de-recognised when:
 - (i) The right to receive contractual cash flows from the asset has expired, or
 - (ii) The Group has transferred its right to receive cash flows from the asset or has assumed an obligation to pay the received cash flows in full without material delay to a third party under a 'pass-through' arrangement; and either:
 - (a) The Group has transferred substantially all the risks and rewards of the asset, or
 - (b) The Group has neither transferred nor retained

substantially all the risks and rewards of the asset, but has transferred control of the asset.

If the Group enters into transactions whereby it transfers assets recognised on its balance sheet, but retains all or substantially all the risks and rewards of the transferred assets, the transferred assets are not de-recognised. On de-recognition of a financial asset, the difference between the carrying amount of the asset and the consideration received is recognised in profit or loss.

- (b) Financial liabilities:** The Group de-recognises a financial liability when its contractual obligations are discharged, cancelled or expired.

Offsetting of financial instruments

Financial assets and liabilities are offset and the net amount is reported in the balance sheet where there is a legally enforceable right to offset the recognised amounts and there is an intention to settle on a net basis or realise the asset and settle the liability simultaneously. The legally enforceable right must not be contingent on future events and must be enforceable in the normal course of business and in the event of default, insolvency or bankruptcy of the Group or the counterparty.

- (p) Stock-in-trade**

Stock-in-trade is valued as lower of cost and net realizable value on an individual category basis. Net realisable value is the estimated selling price in the ordinary course of business less the estimated costs of completion and the estimated costs necessary to make the sale. Cost of stock-in-trade are determined on weighted average basis.

- (q) Revenue Recognition**

The Group recognises revenue from contracts with customers based on a five-step model asset out in Ind AS 115,

Revenue from Contracts with Customers, to determine when to recognize revenue and at what amount. Revenue is measured based on the consideration specified in the contract with a customer. Revenue from contracts with customers is recognised when services are provided and it is highly probable that a significant reversal of revenue is not expected to occur.

Revenue is measured at fair value of the consideration received or receivable. Revenue is recognised when (or as) the Group satisfies a performance obligation by transferring a promised service (i.e. an asset) to a customer. An asset is transferred when (or as) the customer obtains control of that asset

Step 1: Identify contract(s) with a customer: A contract is defined as an agreement between two or more parties that creates enforceable rights and obligations and sets out the criteria for every contract that must be met.

Step 2: Identify performance obligations in the contract: A performance obligation is a promise in a contract with a customer to transfer a good or service to the customer.

Step 3: Determine the transaction price: The transaction price is the amount of consideration to which the Group expects to be entitled in exchange for transferring promised goods or services to a customer, excluding amounts collected on behalf of third parties.

Step 4: Allocate the transaction price to the performance obligations in the contract: For a contract that has more than one performance obligation, the Group allocates the transaction price to each performance obligation in an amount that depicts the amount of consideration to which the Group expects to be entitled in exchange for satisfying each performance obligation.

Step 5: Recognise revenue when (or as) the Group satisfies a performance obligation.

- (i) Interest income -** Interest income is

recognised using the effective interest rate (EIR) method by considering all contractual terms of the financial instrument in estimating the cash flows.

- (ii) **Dividend income** - Dividend income (including from FVOCI investments) is recognised when the Group's right to receive the payment is established, it is probable that the economic benefits associated with the dividend will flow to the entity and the amount of the dividend can be measured reliably. This is generally when the shareholders approve the dividend.
- (iii) **Net gain on fair value changes** - Financial assets are subsequently measured at fair value through profit or loss (FVTPL) or fair value through other comprehensive income (FVOCI), as applicable. The Group recognises gains/losses on fair value change of financial assets measured as FVTPL and realised gains/losses on derecognition of financial asset measured at FVTPL and FVOCI.
- (iv) **Sale of services** - Income from services (including other operating revenues) are recognized with reference to achievement of milestones defined in the corresponding engagement or mandate letters entered with counter party which reflects the stage of each performance obligation.
- (v) **Brokerage income** - Brokerage income is recognized on trade date basis and is exclusive of GST and Securities Transaction Tax (STT) wherever applicable, except for brokerage of commodity transactions, which are accounted on transactional / accrual basis depending upon the respective transaction.
- (vi) **Investment advisory and transactional processing fees** - Performance obligations are satisfied over a period of time and advisory and transactional processing fees income is accounted in accordance with the terms of contracts, entered into between the Group and the counter party.
- (vii) Account maintenance charges are recognized on time basis over the period

of the contract.

- (viii) **Depository income** - Income from depository services, finance charges on client dues are recognised on the basis of agreements entered into with the clients and when the right to receive the income is established.

(ix) **Contract Balances**

Trade Receivables - A receivable represents the Group's right to an amount of consideration that is unconditional.

Unbilled Revenue - Unbilled revenue represents value of services performed in accordance with reference to achievement of milestones defined in the corresponding engagement or mandate letters entered with counter party with the contract terms but not billed.

Contract Liabilities - A contract liability is the obligation to transfer goods or services to a customer for which the Group has received consideration (or an amount of consideration is due) from the customer. If a customer pays consideration before the Group transfers goods or services to the customer, a contract liability is recognised when the payment is made or the payment is due (whichever is earlier). Contract liabilities are recognised as revenue when the Group performs under the contract.

(r) **Cash flow statement**

Cash flows are reported using the indirect method, where by profit / (loss) before tax is adjusted for the effects of transactions of non-cash nature and any deferrals or accruals of past or future cash receipts or payments. For the purpose of the Statement of Cash Flows, cash and cash equivalents as defined above, as they are considered an integral part of cash management of the Group.

(s) **Earnings per share**

Basic Earnings Per Share is calculated by dividing the net profit or loss for the period attributable to equity shareholders by the weighted average number of equity shares outstanding during the period.

The weighted average number of equity shares outstanding during the period and for all periods presented is adjusted for events, such as bonus shares, other than the conversion of potential equity shares, that have changed the number of equity shares outstanding, without a corresponding change in resources. For the purpose of calculating diluted earnings per share, the net profit or loss for the period attributable to equity shareholders and the weighted average number of shares outstanding during the period is adjusted for the effects of all dilutive potential equity shares.

(t) Dividends

The final dividend on shares is recorded as a liability on the date of approval by the shareholders, and interim dividends are recorded as liability on the date of declaration by the Group's Board of Directors and consequently approved by the shareholders.

(u) Segment information

Operating segments are those components of the business whose operating results are regularly reviewed by the chief operating decision making body in the Group to make decisions for performance assessment and resource allocation.

The reporting of segment information is the same as provided to the management for the purpose of the performance assessment and resource allocation to the segments.

The accounting policies adopted for Segment reporting are in line with the accounting policies of the Group with the following additional policies:

Revenue and expenses have been identified to segments on the basis of their relationship to the operating activities of the Segment. Revenue and expenses, which relate to the enterprise as a whole and are not allocable to Segments on a reasonable basis have been included under "Un-allocable".

Assets and liabilities have been identified to segments on the basis of their relationship to the operating activities of the Segment. Assets and liabilities, which relate to the enterprise as a whole and are not allocable to Segments on a reasonable basis have been included under "Un-allocable".

(v) Events after reporting date

Where events occurring after the balance sheet date provide evidence of conditions that existed at the end of the reporting period, the impact of such events is adjusted within the consolidated financial statements. Otherwise, events after the balance sheet date of material size or nature are only disclosed.

(w) Critical estimates and judgements

The preparation of consolidated financial statements requires the use of accounting estimates which by definition will seldom equal the actual results. Management also need to exercise judgement in applying the Group's accounting policies.

This note provides an overview of the areas that involved a higher degree of judgement or complexity, and items which are more likely to be materially adjusted due to estimates and assumptions turning out to be different than those originally assessed. Detailed information about each of these estimates and judgements is included in relevant notes together with information about the basis of calculation for each affected line item in the financial statements.

The areas involving critical estimates or judgement are:

- (i) Estimated useful life of PPE - refer Note 2(e) and 12
- (ii) Estimation of tax expenses and tax payable - refer Note 2(m) and 51
- (iii) Fair value of financial instruments - refer Note 2(o) and 53
- (iv) Estimation of Defined benefit obligations - refer Note 2(k) and 49
- (v) Probable outcome of matters included under Contingent Liabilities - refer note 2(i) and 39

KEYNOTE FINANCIAL SERVICES LIMITED

Notes forming part of the Consolidated Ind AS Financial Statements

3 CASH AND CASH EQUIVALENTS	31 March 2023	31 March 2022
Cash on hand	9.97	10.36
Balances with banks		
- In current accounts	296.63	1,101.50
- In fixed deposits accounts (with maturity of 3 months or less)	6.54	6.32
	313.14	1,118.19

Note: There are no repatriation restrictions with regard to cash and cash equivalents as at the end of the reporting periods disclosed in the financial statements.

4 BANK BALANCES OTHER THAN CASH AND CASH EQUIVALENTS	31 March 2023	31 March 2022
Fixed deposits with banks (with maturity of more than 3 months)	997.54	1,029.04
Earmarked balances with banks towards unpaid dividend accounts	8.49	9.24
	1,006.03	1,038.28

Notes:

- There are no repatriation restrictions with regard to bank balances other than cash and cash equivalents as at the end of the reporting periods disclosed in the financial statements.
- There are no bank deposits and balances with banks to the extent held as margin money or security against the borrowings, guarantees, other commitments as at the end of the reporting periods disclosed in the financial statements, except for fixed deposits amounting to INR 8,93,31,000 (31 March 2022: INR 8,00,00,000) pledged against overdraft facility from banks.
- Bank balances include restricted bank balances of INR 8,48,902 (31 March 2022: 9,24,117) on account of bank balances held as unpaid dividends.

5 RECEIVABLES	31 March 2023	31 March 2022
Trade receivables		
Receivables considered good - unsecured	279.64	154.46
Unbilled revenue	2.00	87.09
Receivables - credit impaired	6.54	18.11
Less : Impairment loss allowance	(6.54)	(18.11)
	281.64	241.55
Other receivables		
Receivables considered good - unsecured	13.84	197.25
Less : Impairment loss allowance	-	-
	13.84	197.25
	295.48	437.79

Notes:

- The Group applies the Ind AS 109 simplified approach to measuring expected credit losses (ECLs) for receivables at an amount equal to lifetime ECLs. The ECLs on receivables are calculated based on actual historic credit loss experience over the preceding three to five years on the total balance of non-credit impaired receivables. The Group considers a receivable to be credit impaired when one or more detrimental events have occurred, such as significant financial difficulty of the client or it becoming probable that the client will enter bankruptcy or other financial reorganization. When a receivable is credit impaired, it is written off against receivables and the amount of the loss is recognised in the income statement. Subsequent recoveries of amounts previously written off are credited to the income statement. Further, the Group has recognised ECL on credit impaired assets only.
- No trade or other receivable are due from directors or other officers of the Group either severally or jointly with any other person. Nor any trade or other receivable are due from firms or private companies respectively in which any director is a partner, a director or a member.
- Trade and other receivables are non-interest bearing and the same is relied upon by the Auditor.

Trade Receivable ageing schedule as at 31st March,2023

Particulars	Less than 6 months	6 months - 1 year	1-2 years	2-3 years	More than 3 years	Total
(i) Undisputed Trade receivable-Considred good	256.70	7.35	2.14	19.07	0.92	286.18

Trade Receivable ageing schedule as at 31st March,2022

Particulars	Less than 6 months	6 months -1 year	1-2 years	2-3 years	More than 3 years	Total
(i) Undisputed Trade receivable-Considred good	116.70	0.76	41.94	2.95	10.23	172.57

6 LOANS

(A) Measured at amortised cost / fair value through profit or loss

At amortised cost

	31 March 2023	31 March 2022
Loans repayable on demand (Refer notes below)	714.27	2,219.73

At fair value through profit or loss

Loan to employees - considered good	2.70	3.33
-------------------------------------	------	------

	716.98	2,223.07
	716.98	2,223.07

(B) Secured / Unsecured

(i) Secured by shares	357.04	342.36
(ii) Unsecured	359.94	1,880.71
	716.98	2,223.07

(C) Of the above

(i) Loans in India		
- Public sector	-	-
- Others	716.98	2,223.07
	716.98	2,223.07
(ii) Loans outside India	-	-
	716.98	2,223.07

(D) Stage wise breakup of loans

(i) Low credit risk (Stage 1)	716.98	2,223.07
(ii) Significant increase in credit risk (Stage 2)	-	-
(iii) Credit impaired (Stage 3)	-	-
	716.98	2,223.07

Notes:

- The Holding Company - Keynote Financial Services Limited, had given an unsecured loan to Siddha Real Estate Development Private Limited amounting to INR 1,00,00,000 at the rate of 12% p.a, repayable on demand.
- The Subsidiary Company - Keynote Fincorp Limited had given secured loans to other parties carrying interest rate between 12% to 18% p.a. The said loans were repayable on demand.
- The Subsidiary Company - Keynote Fincorp Limited, had given a secured loan to Websol Energy Systems Ltd amounting to INR 3,57,03,718 at the rate of 18% p.a, repayable on demand. Further, the said loan is secured against 8,00,000 equity shares of Websol Energy Systems Ltd.
- The Subsidiary Companies - Keynote Capital Limited, Keynote Fincorp Limited had given unsecured loans and advances to various parties at the rate of interest ranging between 15% to 18% p.a, repayable on demand. Additionally, the said subsidiaries have also lent interest free loans and advances to various parties, repayable on demand.
- The Group considers the secured / unsecured loans given to other parties as fully recoverable i.e. at Stage 1 category (low credit risk) at the various reporting periods. Accordingly, in line with the Group's accounting policy no impairment provision was created at the end of the aforesaid mentioned reporting periods.

ANNUAL REPORT 2022-23

Notes forming part of the Consolidated Ind AS Financial Statements

7 INVESTMENTS

Sr No.	Particulars	No. of Shares / units		Quoted / Unquoted	Face Value	Amount as at	
		31 March 2023	31 March 2022			31 March 2023	31 March 2022
(A) Investments measured at amortised cost							
(I) Investment in Associates							
	Maple leaf trading & Services Ltd.					601.86	-
	Total (I)					601.86	-
(II) Investments in debt securities							
1	Series II 8% Partly convertible debentures - Netambit Valuefirst Services Private Limited	7,500	7,500	Unquoted	1,000	75.00	75.00
2	J M Fin ASST RECON CO LTD-TR XXXV BR NCD 11JULY24	9	9	Quoted	1,000	90.00	90.00
3	SRH Life Styles Private Limited	2,097	2,097	Unquoted	10	33.45	47.37
	Total (II)					198.45	212.37
	Total (I + II)					800.30	-
(B) Investments measured at fair value through profit or loss							
(i) Investments in mutual funds / exchange traded funds							
1	HDFC Ultra Short Term Fund-Direct Plan-Weekly Dividend	806	7,601	Quoted	10	35.66	0.76
2	Quant Quantamental Fund-Collection A/c	909,641	909,641	Quoted	100	122.06	109.86
3	ICICI Prudential Nifty Index Fund-Growth	148,160	115,466	Quoted	100	253.50	197.31
4	ICICI Prudential Liquid Fund-Growth	66,562	17,951	Quoted	100	220.09	56.21
5	Nippon India Balanced Advantage Fund	204,741	204,741	Quoted	10	256.33	246.85
6	Kotak Savings Fund - Growth (Regular Plan)	-	8,492	Quoted	1,000	-	363.37
7	Kotak Saving Fund	-	716,502	Quoted	1,000	-	249.99
8	Parag Parikh Flexi Cap Fund - Regular Plan - Growth	394,631	394,631	Quoted	10	195.31	195.25
9	Mahindra Manulife MF Collection Pool A/c	-	2,923	Quoted	1,000	-	40.18
10	Axis Nifty100 Index Fund	-	991,565	Quoted	10	-	147.76
11	Regular Growth Plan	-	3,200	Quoted	1,000	-	75.19
12	Nippon India Bal. Fund	-	127,956	Quoted	100	-	149.22
13	Share Appl. money in Lament Proj.	-	-	Quoted	-	-	190.00
14	ICICI Prudential Money Market Fund	-	1,078	Quoted	100	0.25	1.16
15	Abbacus Growth Fund	-	-	Unquoted	10	229.21	213.81
16	Nippon India Liquid Fund-Growth Plan-Growth Option (LFIGG)	-	5,729	Quoted	1	-	295.85
	Total (B - i)					1,312.41	2,532.77
(ii) Rights in financial assets (refer note 4 below)							
				Unquoted		101.70	113.70
	Total (B - ii)					101.70	113.70
(iii) Investments in equity instruments							
1	Godrej Properties Limited	2,000	2,000	Quoted	5	20.61	33.44
2	HDFC Bank Limited	493	2,652	Quoted	1	7.94	38.98
3	Info Edge (India) Limited	20	20	Quoted	10	0.75	0.90
4	Shree Cement Limited	1		Quoted	10	0.26	
5	Page Industries Limited	1	1	Quoted	10	0.38	0.43
6	Bajaj Finance Limited	20	214	Quoted	2	1.12	15.53
7	Bajaj Finserv Limited	149	13	Quoted	5	1.89	2.22
8	Steelcast Limited	6,000	6,000	Quoted	5	27.33	20.99
9	Asian Paints Limited	46	135	Quoted	1	1.27	4.16
10	Astral Ltd	2,751	2,209	Quoted	1	35.90	44.69
11	Cholamandalam Investment and Finance Company Ltd	483	567	Quoted	2	3.68	4.07
12	CESC Ltd	-	2,220	Quoted	10	-	1.68
13	Reliance Industries Limited	543	865	Quoted	10	12.66	22.78

KEYNOTE FINANCIAL SERVICES LIMITED

Notes forming part of the Consolidated Ind AS Financial Statements

Sr No.	Particulars	No. of Shares / units		Quoted / Unquoted	Face Value	Amount as at	
		31 March 2023	31 March 2022			31 March 2023	31 March 2022
14	Larsen & Toubro Ltd	143	66	Quoted	2	3.10	1.17
15	Thermax Ltd	-	650	Quoted	2	-	12.63
16	ICICI Bank Ltd	1,284	3,251	Quoted	2	11.26	23.74
17	PSP Projects Ltd	234		Quoted	10	1.57	
18	State Bank of India	2,648	3,204	Quoted	1	13.87	15.81
19	Dabur India Ltd	-	2,000	Quoted	1	-	10.73
20	Fortis Healthcare Ltd	1,727	2,357	Quoted	10	4.49	6.84
21	Maruti Suzuki India Ltd	29	29	Quoted	5	2.40	2.19
22	Tata Motors Ltd -New NPP FV 2 CLASS-EQ	3,019	3,199	Quoted	2	12.70	13.87
23	Titan Company Ltd	112	160	Quoted	1	2.82	4.06
24	Zee Entertainment Enterprises Ltd	6,745	2,924	Quoted	1	14.28	8.43
25	India Bulls Real Estates Ltd	14,075	6,800	Quoted	2	6.87	6.89
26	Housing Development Finance Corporation Ltd	347	135	Quoted	2	9.12	3.22
27	United Spirits Ltd	-	197	Quoted	2	-	1.75
28	Poly Medicure Ltd	68	56	Quoted	5	0.65	0.53
29	J B Chemicals & Pharmaceuticals Ltd	152	182	Quoted	2	3.00	2.87
30	Infosys Limited	462	1,830	Quoted	5	6.60	34.90
31	DFM Foods Ltd	-	2,182	Quoted	2	-	6.45
32	Bharti Airtel Ltd	2,326	3,614	Quoted	5	17.42	27.18
33	Tech Mahindra Ltd	1,125		Quoted	5	12.40	
34	Piramal Enterprises Ltd	1,586	101	Quoted	2	10.75	2.21
35	ITC Ltd	470	1,174	Quoted	1	1.80	2.94
36	Hindustan Unilever Ltd	-	95	Quoted	1	-	1.95
37	Engineers India Ltd	-	1,107	Quoted	5	-	0.71
38	Aditya Birla Capital Ltd	-	2,200	Quoted	10	-	2.37
39	Voltas Ltd	-	975	Quoted	1	-	12.13
40	Ultratech Cement Ltd	-	34	Quoted	10	-	2.24
41	Vidhi Speciality Food Ingredients Ltd	6,700	6,000	Quoted	1	21.86	25.07
42	Tata Consultancy Services Ltd	15		Quoted	1	0.48	
43	IDFC Ltd	3,632	10,409	Quoted	10	2.85	6.41
44	Bharat Petroleum Corporation Ltd	-	140	Quoted	10	-	0.50
45	Healthcare Global Enterprises Ltd	2,223	2,223	Quoted	10	5.84	6.00
46	Tv18 Broadcast Ltd	7,500	7,500	Quoted	2	2.16	5.56
47	Tata Elxsi Limited	-	67	Quoted	10	-	5.92
48	Dixon Technologies (India) Ltd	-	34	Quoted	2	-	1.47
49	Angel Broking Ltd	-	506	Quoted	10	-	7.77
50	Tata Steel Limited	10,570	428	Quoted	10	11.05	5.59
51	Tanla Platforms Ltd	-	296	Quoted	1	-	4.52
52	Tata Communications Ltd	67	212	Quoted	10	0.83	2.60
53	Sasken Technologies Ltd	-	357	Quoted	10	-	3.27
54	Prism Johnson Ltd	-	731	Quoted	10	-	0.84
55	Orient Refractories Ltd (RHI Magnetia India Ltd)	801	1,273	Quoted	1	5.04	7.80

ANNUAL REPORT 2022-23

Notes forming part of the Consolidated Ind AS Financial Statements

Sr No.	Particulars	No. of Shares / units		Quoted / Unquoted	Face Value	Amount as at	
		31 March 2023	31 March 2022			31 March 2023	31 March 2022
56	Nirlon Ltd	480	793	Quoted	10	1.80	3.25
57	Indostar Capital Finance Ltd	-	2,908	Quoted	10	-	6.15
58	Hindalco Industries Ltd	273	2,039	Quoted	1	1.11	11.61
59	Den Networks Ltd	5,964	5,964	Quoted	10	1.59	2.20
60	Blue Dart Express Ltd	71	114	Quoted	10	4.40	7.80
61	Cipla Ltd	1,408	245	Quoted	2	12.68	2.50
62	Cadila Healthcare Ltd	-	666	Quoted	1	-	2.32
63	Ajanta Pharma Ltd	116	28	Quoted	2	1.40	0.51
64	Antony Waste Handling Cell Ltd.	1,900	1,900	Quoted	10	4.71	4.94
65	ABB Power & System Ltd.	370	566	Quoted	10	12.36	19.95
66	Bharat Wires Ltd.	9	9	Quoted	10	0.01	0.01
67	Coral Labs Ltd	3,000	3,000	Quoted	10	6.87	7.66
68	Gland Pharma Ltd	264	178	Quoted	10	3.35	5.83
69	G S P L	3,687	2,853	Quoted	10	9.75	7.41
70	HDFC LTD	97	-	Quoted	-	2.55	-
71	HCL Technologies Ltd	-	737	Quoted	2	-	8.57
72	HINDALCO	2,067	1,217	Quoted	1	8.38	6.93
73	ITC Ltd	1,535	1,535	Quoted	1	5.89	3.85
74	Kisan Moulding Ltd.	15,000	15,000	Quoted	10	0.96	1.68
75	L & T Ltd	156	100	Quoted	2	3.38	1.77
76	L & T Infotech Ltd	52	52	Quoted	10	2.47	3.20
77	Network 18 Ltd	-	100,000	Quoted	5	-	85.10
78	Redington India Ltd	8,726	8,726	Quoted	10	14.54	12.65
79	Reliance Ltd	350	-	Quoted	10	8.16	-
80	STI India LTD	-	246,275	Quoted	1	-	12.22
81	State Bank of India	1,168	727	Quoted	1	6.12	3.59
82	Tanla Platforms Ltd	-	700	Quoted	1	-	10.69
83	TCS Ltd	57	255	Quoted	10	1.83	9.53
84	NTPC Ltd	-	200	Quoted	10	-	0.27
85	Navin Fluorine Ltd	-	10	Quoted	2	-	0.41
86	Ashapura Minechem Ltd	10,000	10,000	Quoted	2	11.20	12.72
87	Aegis Logistics Ltd	942	942	Quoted	1	3.57	1.94
88	AIA Engineering Ltd	337	309	Quoted	2	9.78	5.03
89	Archeam Chemical Ltd	5,000	-	Quoted	2	32.54	-
90	Alkem Laboratory Ltd	55	52	Quoted	2	1.87	2.00
91	Aptech Ltd	50,000	50,000	Quoted	10	170.53	172.33
92	Aurinpro Solutions Ltd	-	10,000	Quoted	10	-	33.00
93	Auribindo Pharma Ltd	2,135	1,358	Quoted	1	11.06	9.08
94	Barbeque Nation Ltd	934	-	Quoted	10	5.93	-
95	Bayer Crop Science Ltd	33	33	Quoted	10	1.34	1.63
96	Bharat Forge Ltd	364	364	Quoted	2	2.80	2.55
97	Bharti Airtel Ltd	500	-	Quoted	10	3.75	-

KEYNOTE FINANCIAL SERVICES LIMITED

Notes forming part of the Consolidated Ind AS Financial Statements

Sr No.	Particulars	No. of Shares / units		Quoted / Unquoted	Face Value	Amount as at	
		31 March 2023	31 March 2022			31 March 2023	31 March 2022
98	Birla Corporation Ltd	156	156	Quoted	10	1.38	1.85
99	Bosch Ltd	20	20	Quoted	10	3.87	2.88
100	BSE Ltd	5,000	5,000	Quoted	2	21.55	47.20
101	Bank of Baroda	31,000	-	Quoted	2	52.33	-
102	Chambal Fertilisers Ltd	3,810	3,810	Quoted	10	10.06	16.08
103	Clean Science & Tech. Ltd	159	150	Quoted	1	2.01	2.99
104	Cochin Shipyard Ltd	-	12,489	Quoted	10	-	36.75
105	Container Corpn. Ltd	442	442	Quoted	2	2.70	2.97
106	Coromandel International Ltd.	993	902	Quoted	1	8.73	7.22
107	Cummins India Ltd	48	252	Quoted	2	0.78	2.83
108	Edelweiss Financial Services Ltd	-	100,000	Quoted	10	-	58.70
109	Eicher Motors Ltd	190	190	Quoted	10	5.61	4.65
110	Emami Ltd	619	619	Quoted	1	2.22	2.77
111	Globus Spirit Ltd	938	1,257	Quoted	10	7.28	19.23
112	Godrej Industries Ltd	-	601	Quoted	1	-	2.78
113	Hindustan Petroleum Ltd	-	880	Quoted	10	-	2.37
114	Hudco Ltd	228,334	228,334	Quoted	10	98.96	74.67
115	India Bulls Housing Finance Ltd	-	120,200	Quoted	2	-	189.68
116	ICICI Bank Ltd	1,126	1,567	Quoted	2	9.88	11.44
117	Indiamart Intermesh Ltd	134	135	Quoted	10	6.74	5.84
118	Indian Energy Exchange Ltd	6,764	8,459	Quoted	10	8.65	18.99
119	IDFC Ltd	10	10	Quoted	10	0.01	0.01
120	IDFC Bank Ltd	127,330	10	Quoted	10	70.06	0.00
121	Ipca Laboratories Ltd	448	448	Quoted	2	3.63	4.81
122	Jubilant ingrevia Ltd	1,696	-	Quoted	1	6.10	-
123	Vedant Fashions Ltd	178	178	Quoted	10	2.03	1.72
124	J M Financial Services Ltd	315,000	315,000	Quoted	1	187.68	212.63
125	Uniparts India Ltd	10,000	-	Quoted	2	54.24	-
126	Marksans Pharma Ltd	8,315	-	Quoted	2	5.86	-
127	Maruti Suzuki India Ltd	14	-	Quoted	5	1.16	-
128	Kaveri Seeds Ltd	1,401	1,401	Quoted	2	6.68	7.66
129	KEI Industries Ltd	470	1,175	Quoted	2	7.99	14.86
130	Kotak Mahindra Bank Ltd	571	571	Quoted	5	9.90	10.02
131	L & T Technologies Ltd	212	241	Quoted	10	7.16	12.30
132	LKP Securities Ltd	441,000	441,000	Quoted	2	49.88	60.51
133	Max Financial Services Ltd	768	768	Quoted	2	4.88	5.79
134	Ugro Cap. Ltd	75,000	75,000	Quoted	2	108.75	127.09
135	O K Play Ltd	35,189	35,189	Quoted	10	28.30	13.34
136	Page Industries Ltd	17	17	Quoted	10	6.45	7.35
137	Perfect Infraengineers Ltd	1,878	-	Quoted	10	7.57	-
138	Religare Enterprises Ltd	503	-	Quoted	10	0.73	-
139	Shobha Developers Ltd	-	926	Quoted	10	-	6.57

ANNUAL REPORT 2022-23

Notes forming part of the Consolidated Ind AS Financial Statements

Sr No.	Particulars	No. of Shares / units		Quoted / Unquoted	Face Value	Amount as at	
		31 March 2023	31 March 2022			31 March 2023	31 March 2022
140	Tata Steel Ltd	719	719	Quoted	10	0.75	9.40
141	Radico Khaitan Ltd	989	1,054	Quoted	2	11.81	9.35
142	Ramkrishna Forging Ltd	4,065	4,065	Quoted	10	11.64	6.40
143	Sarveshwar Foods Ltd	60,800	60,800	Quoted	10	39.57	26.08
144	Shree Ram Trans. Finance Ltd	358	601	Quoted	10	12.07	6.81
145	Syngene International Ltd	2,189	1,654	Quoted	10	13.01	9.87
146	Tech Mahindra Ltd	363	363	Quoted	1	4.00	5.44
147	Voltas Ltd	280	652	Quoted	1	2.29	8.13
148	Edelweiss Financial Services Ltd	16,463	8,860	Quoted	10	8.64	5.20
149	EPL Limited	1,610	2,210	Quoted	10	2.61	4.28
150	Nucleus Software Exports Ltd	1,324	723	Quoted	10	8.45	3.00
151	PVR Ltd	-	600	Quoted	10	-	11.53
152	Thyrocare Technologies Ltd	-	222	Quoted	10	-	1.72
153	REDINGTON INDIA LTD	-	2,656	Quoted	10	-	3.85
154	NATCO PHARMA LTD	1,946	551	Quoted	10	10.97	4.17
155	INTELECT DESIGN ARENA LTD	-	916	Quoted	10	-	8.68
156	INDIA PESTICIDES LTD.	-	562	Quoted	10	-	1.51
157	HINDUJA GLOBAL SOLUTIONS LTD	94	250	Quoted	10	0.97	2.56
158	Axis Bank Ltd	1,193	3,212	Quoted	10	10.24	24.43
159	ARVIND FASHIONS LTD	-	1,156	Quoted	10	-	3.28
160	DHAR TEXTILE MILLS LTD	400	400	Quoted	10	0.04	0.04
161	INDU NISSAN OXO CHEM	76	76	Quoted	10	0.01	0.01
162	TPI India Ltd	400	400	Quoted	10	0.01	0.01
163	3M India Ltd	-	4	Quoted	10	-	0.79
164	Abbott India Ltd	9	6	Quoted	10	1.99	1.06
165	BEML Ltd	93	32	Quoted	10	1.17	0.58
166	Brigade Enterprises Ltd	-	1,565	Quoted	10	-	8.10
167	Cartrade Tech Ltd	29	29	Quoted	10	0.11	0.17
168	Coforge Ltd	58	36	Quoted	10	2.21	1.60
169	Computer Age Management Services Ltd	31	44	Quoted	10	0.63	1.02
170	Crompton Greaves Consumer Electrical Ltd	-	233	Quoted	10	-	0.87
171	Dodla Dairy Ltd	214	214	Quoted	10	0.99	0.96
172	Dr Lal Pathlabs Ltd	20	20	Quoted	10	0.37	0.52
173	Equitas Holdings Ltd	-	1,770	Quoted	10	-	1.89
174	Fine Organic Industries Ltd	6	37	Quoted	10	0.26	1.49
175	Garware Technical Fibres Ltd	32	42	Quoted	10	0.93	1.19
176	HDFC Life Insurance Company Ltd	175	71	Quoted	10	0.87	0.38
177	ICICI Lombard General Insu Company Lte	180	206	Quoted	10	1.93	2.74
178	Indigo Paints Ltd	98	98	Quoted	10	0.99	1.57
179	Jash Engineering Ltd	2,725	1,500	Quoted	10	22.88	7.66
180	KNR Constructions Ltd	-	167	Quoted	10	-	0.47
181	Kotak Mahindra Bank Ltd	121	39	Quoted	10	2.10	0.68

KEYNOTE FINANCIAL SERVICES LIMITED

Notes forming part of the Consolidated Ind AS Financial Statements

Sr No.	Particulars	No. of Shares / units		Quoted / Unquoted	Face Value	Amount as at	
		31 March 2023	31 March 2022			31 March 2023	31 March 2022
182	Lnt Technology Services Ltd	7	19	Quoted	10	0.24	0.97
183	Metropolis Healthcare Ltd	35	35	Quoted	10	0.44	0.71
184	Mphasis Ltd	-	74	Quoted	10	-	2.50
185	Music Broadcast Ltd	32,737	9,238	Quoted	10	3.55	2.38
186	Navin Fluorine International Ltd	39	39	Quoted	10	1.66	1.59
187	Nestle India Ltd	24	25	Quoted	10	4.73	4.34
188	Newgen Software Technologies Ltd	-	143	Quoted	10	-	0.67
189	Nykaa	614	45	Quoted	10	0.76	0.76
190	Orient Electric Ltd	-	222	Quoted	10	-	0.71
191	Persistent Systems Ltd	43	61	Quoted	10	1.98	2.91
192	Phoenix Mills Ltd	60	51	Quoted	10	0.78	0.56
193	Saregama India Ltd	310	31	Quoted	10	1.03	1.50
194	SBI Card and Payment Services Ltd	285	205	Quoted	10	2.11	1.75
195	Sequent Scientific Ltd	627	627	Quoted	10	0.46	0.84
196	Suven Pharmaceuticals Ltd	-	140	Quoted	10	-	0.87
197	Vedant Fashions Ltd	87	73	Quoted	10	0.99	0.70
198	Trent Ltd	900	1,648	Quoted	10	12.38	21.04
199	ZOMATO LTD	9,832	-	Quoted	1	5.01	-
200	Religare Enterprises Ltd	1,366	2,277	Quoted	10	1.98	2.96
201	K.P.R Mill Ltd	-	1,515	Quoted	10	-	9.44
202	Hitachi Energy India Ltd	132	219	Quoted	10	4.41	7.71
203	Gujarat Fluorochemicals Ltd	-	241	Quoted	10	-	6.62
204	Godrej Industries Ltd	1,126	978	Quoted	10	4.55	4.53
205	EUREKA FORBES LTD	2,700	2,700	Quoted	10	11.52	10.57
206	EICHER Motors Ltd	48	20	Quoted	10	1.42	0.49
207	Balrampur Chini Mills Ltd	-	1,716	Quoted	10	-	8.41
208	Sona BLW Precision Forgings Ltd	110,000	110,000	Quoted	10	454.47	747.07
209	Scana point Geomatics Limited	400	400	Quoted	2	0.03	0.06
210	ABB India Ltd	384	-	Quoted	10	12.92	-
214	Ambuja Cement Ltd	127	-	Quoted	10	0.46	-
216	Campus Activewear Ltd	122	-	Quoted	10	0.41	-
218	CONFIDENCE PETROLEUM INDIA LTD	2,596	-	Quoted	10	1.58	-
219	Creditaccess Grameen Ltd	779	-	Quoted	10	7.13	-
220	DEEPAK FERTILISERS PETROCHEMICALS CORP LTD	326	-	Quoted	10	1.79	-
221	Escorts Ltd	700	-	Quoted	10	13.24	-
223	Heranba Industries Ltd	93	-	Quoted	10	0.26	-
225	IIFL Finance Ltd	97	-	Quoted	10	0.47	-
228	Life Insurance Corporation of India	302	-	Quoted	10	1.61	-
229	Matrimony.Com Ltd	136	-	Quoted	10	0.70	-
232	Motilal Oswal Financial Services Ltd	122	-	Quoted	10	0.74	-
233	NTPC Ltd	5,408	-	Quoted	10	9.48	-
236	Rainbow Childrens Medicare Ltd	178	-	Quoted	10	1.30	-

ANNUAL REPORT 2022-23

Notes forming part of the Consolidated Ind AS Financial Statements

Sr No.	Particulars	No. of Shares / units		Quoted / Unquoted	Face Value	Amount as at	
		31 March 2023	31 March 2022			31 March 2023	31 March 2022
245	The Catholic Syrian Bank Ltd	670	-	Quoted	10	1.65	-
246	Valiant Organics Ltd	174	-	Quoted	10	0.73	-
247	ZyduS Lifesciences Ltd	678	-	Quoted	10	3.33	-
248	Aarti Drugs Ltd	705	-	Quoted	10	2.38	-
250	Avenue Supermarts Ltd	14	-	Quoted	10	0.48	-
254	Birla Soft Ltd	324	-	Quoted	10	0.85	-
255	Bosch Ltd	1	-	Quoted	10	0.19	-
256	C G Power & Industrial Solutions Ltd	327	-	Quoted	10	0.98	-
260	Dhampur Bio Organics Ltd	208	-	Quoted	10	0.30	-
261	Elecon Engineering Company Ltd	1,754	-	Quoted	10	6.70	-
262	Federal Bank	358	-	Quoted	10	0.47	-
264	GOCL Corporation Ltd	606	-	Quoted	10	1.77	-
269	Indusind Bank Ltd	71	-	Quoted	10	0.76	-
271	KPI Green Energy Ltd	69	-	Quoted	10	0.29	-
272	La Opala RG Ltd	692	-	Quoted	10	2.35	-
276	Mahindra & Mahindra Ltd	742	-	Quoted	10	8.60	-
284	Onwards Technologies Ltd	50	-	Quoted	10	0.14	-
288	Piramal Pharma Ltd	8,723	-	Quoted	10	5.97	-
290	Quick Heal Technologies Ltd	667	-	Quoted	10	0.89	-
292	Royal Orchid Hotels Ltd	83	-	Quoted	10	0.22	-
293	Safari Industries Ltd	157	-	Quoted	10	3.22	-
294	Sagar Cements Ltd	2,429	-	Quoted	10	4.60	-
297	Sona Blw Precision Forgings Ltd	397	-	Quoted	10	1.64	-
300	Syngene Internationa Ltd	156	-	Quoted	10	0.93	-
301	Syrma Sgs Technology Ltd	2,829	-	Quoted	10	7.43	-
308	Unitech Ltd	48,477	-	Quoted	10	0.57	-
310	ZOMATO LTD	38,505	-	Quoted	10	19.62	-
311	Data Patterns India Ltd	53	-	Quoted	10	0.73	-
313	Gail (India) Ltd	83	-	Quoted	10	0.09	-
314	Manappuram Finance Ltd	146	-	Quoted	10	0.18	-
316	Bajaj Holding Investment Ltd	5	-	Quoted	10	0.30	-
317	Balkrishna Industries Ltd	40	-	Quoted	10	0.78	-
318	Bank of Baroda	790	-	Quoted	10	1.33	-
319	Borosil Ltd	536	-	Quoted	10	1.75	-
320	Cigniti Technologies Ltd	30	-	Quoted	10	0.22	-
321	Container Corporation of India Ltd	154	-	Quoted	10	0.89	-
322	Craftsman Automation Ltd	22	-	Quoted	10	0.71	-
324	Delta Corp Ltd	3,391	-	Quoted	10	6.13	-
325	Dr Reddy	5	-	Quoted	10	0.23	-
326	Easytrip Planners Ltd	690	-	Quoted	10	0.30	-
328	Five Star Business Finance	1,055	-	Quoted	10	5.68	-
329	Global Health Ltd	79	-	Quoted	10	0.42	-

KEYNOTE FINANCIAL SERVICES LIMITED

Notes forming part of the Consolidated Ind AS Financial Statements

Sr No.	Particulars	No. of Shares / units		Quoted / Unquoted	Face Value	Amount as at	
		31 March 2023	31 March 2022			31 March 2023	31 March 2022
330	Grindwell Norton Ltd	65	-	Quoted	10	1.22	-
331	HCL Technologies Ltd	75	-	Quoted	10	0.81	-
332	Hemisphere Properties India Ltd	2,280	-	Quoted	10	1.88	-
334	IDFC First Bank Ltd	1,487	-	Quoted	10	0.82	-
336	LTIMINDTREE LTD	26	-	Quoted	10	1.24	-
339	P B Fintech Ltd	1,258	-	Quoted	10	8.04	-
340	Power Mech Projects Ltd	97	-	Quoted	10	2.39	-
342	SBI LIFE INSURANCE COMPANY LTD	8	-	Quoted	10	0.09	-
343	Shalimar Paints Ltd	2,882	-	Quoted	10	3.93	-
344	Sundaram Fasteners Ltd	421	-	Quoted	10	4.12	-
348	Tube Investments of India Ltd	27	-	Quoted	10	0.69	-
350	UNION Bank	647	-	Quoted	10	0.43	-
352	Canara Bank	2,262	-	Quoted	10	6.44	-
354	UPL Ltd	40	-	Quoted	10	0.29	-
355	360 One Wam Ltd	1,864	-	Quoted	10	8.03	-
356	Apar Industries Ltd	119	-	Quoted	10	2.98	-
357	Bharat Agri Fert Realty Ltd	380	-	Quoted	10	0.37	-
358	Equitas Small Finance Bank Ltd	1,022	-	Quoted	10	0.69	-
359	Hindustan Aeronautics Ltd	20	-	Quoted	10	0.55	-
360	IPCA Laboratories Ltd	43	-	Quoted	10	0.35	-
361	Kirloskar Brothers Ltd	1,140	-	Quoted	10	4.65	-
362	K P Energy Ltd	246	-	Quoted	10	0.37	-
363	Landmark Cars Ltd	1,209	-	Quoted	10	6.57	-
364	Petronet LNG Ltd	329	-	Quoted	10	0.75	-
365	REC Ltd	7,714	-	Quoted	10	8.91	-
366	Sportking India Ltd	167	-	Quoted	10	1.08	-
367	TCNS Clothing Co Ltd	-	-	Quoted	10	0.00	-
368	Welspun Enterprises Ltd	798	-	Quoted	10	1.00	-
369	Adani Ports and Special Economic Zone Ltd	56	-	Quoted	10	0.35	-
370	BHARAT BIJLEE LTD	96	-	Quoted	10	2.43	-
371	Honeywell Automation India Ltd	1	-	Quoted	10	0.36	-
372	Indiamart InterMesh Ltd	5	-	Quoted	10	0.25	-
373	Wipro Ltd	128	-	Quoted	10	0.47	-
374	Federal-Mogul Goetze India Ltd	976	-	Quoted	10	2.97	-
375	DCW Ltd	100,000	-	Quoted	10	43.49	-
376	Keystone Realtors Ltd	35,000	-	Quoted	10	162.02	-
377	Nippon Life India Asset Mgt Ltd	12,000	-	Quoted	10	25.19	-
378	Vindhya Telelinks Ltd	2,500	-	Quoted	10	43.70	-
379	Inter Globe Aviation Ltd	350	-	Quoted	10	6.69	-
384	Asht Capital Ltd	3,795	1,891	Unquoted	10	24.22	12.08
385	National Stock Exchange of India Ltd	12,000	-	Unquoted	1	381.00	-
386	Pick Right Ltd	-	10,000	Unquoted	10	-	15.00

ANNUAL REPORT 2022-23

Notes forming part of the Consolidated Ind AS Financial Statements

Sr No.	Particulars	No. of Shares / units		Quoted / Unquoted	Face Value	Amount as at	
		31 March 2023	31 March 2022			31 March 2023	31 March 2022
387	Dugar Finance India Limited	700	700	Unquoted	10	0.03	0.03
388	Dugar Housing Limited	800	800	Unquoted	10	0.10	0.10
389	Stella Exports Limited	10,000	10,000	Unquoted	10	0.30	0.30
						3,079.51	3,020.06
	Less: Impairment loss allowance					(0.49)	(0.49)
	Total (B - iii)					3,079.02	3,019.57
(iv)	Investments in alternate investment funds						
1	IIFL Special Opportunities Fund - Series 5	1,029,531	1,029,531	Unquoted	10	65.11	90.43
2	Carpediem Capital Partners Fund II	1.00	1	Unquoted		24.02	17.00
3	Kae Capital Fund III	66		Unquoted		65.50	31.14
4	Carpediem Capital Partners Fund - I	1,000	1,000	Unquoted	10,000	192.18	215.76
	Total (B - iv)					346.81	354.33
(v)	Investments in Preference Shares						
1	HealthAssure Private Limited	11,302	-	Unquoted	100	100.01	
2	Optimized Electrotech Pvt Ltd	9,185	-	Unquoted	10	100.01	
3	Music Broadcast Pref 19JN26	2,565	-	Unquoted	10	0.00	-
4	Silveredge Technologies Pvt Ltd-Preference Shares	144	-	Unquoted	10	99.75	-
	Total (B - v)					299.77	-
	- interest accrued in debt securities					16.61	6.13
	Total (B = i+ii+iii+iv+v)					5,156.31	6,026.50
	Grand total (A+B)					5,956.61	6,238.87
Notes:							
1	Of the above						
	Investment in India					5,957.10	6,239.36
	Investment outside India					-	-
						5,957.10	6,239.36
	Less: Impairment loss allowance					(0.49)	(0.49)
						5,956.61	6,238.87
2	Aggregate value of quoted/unquoted investments						
	Aggregate fair value of quoted investments					3,847.07	5,408.65
	Aggregate value of unquoted investments					2,110.03	831.71
						5,957.10	6,239.36
	Less: Impairment loss allowance					(0.49)	(0.49)
						5,956.61	6,238.87

KEYNOTE FINANCIAL SERVICES LIMITED

Notes forming part of the Consolidated Ind AS Financial Statements

8 OTHER FINANCIAL ASSETS (Unsecured, considered good)	31 March 2023	31 March 2022
Security deposits		
- Deposits with exchanges	-	(1.00)
- Deposits for rental premises	-	100.00
- Deposits with corporates and other parties	905.73	1,025.85
- Deposits with statutory authorities	0.29	0.58
At fair value through profit or loss		
Security deposits for rental premises	0.82	0.73
	906.84	1,126.16

Notes:

1. Impairment loss allowance recognised on other financial assets is NIL (P.Y. NIL).

9 INVENTORIES	31 March 2023	31 March 2022
At fair value through profit or loss		
Equity instruments - Quoted		
46,905 equity shares (P.Y: 46,905 equity shares) of HUDCO Limited of face value of INR 10 each	20.33	15.34
	20.33	15.34
Particulars	31 March 2023	31 March 2022
Aggregate value of quoted inventories	20.33	15.34

10 CURRENT TAX ASSETS (NET)	31 March 2023	31 March 2022
Advance tax and tax deducted at source	27.43	-
(Net of provision for tax: INR 87,30,779 (P.Y:31 March 2022:NIL)		
	27.43	-

11 INVESTMENT PROPERTY	31 March 2023	31 March 2022
Gross carrying amount		
Balance at the beginning of the year	3.94	3.94
Additions during the year	-	-
Disposals during the year	-	-
Balance at the end of the year	3.94	3.94
Accumulated depreciation		
Balance at the beginning of the year	0.45	0.34
Depreciation during the year	0.11	0.11
Disposals / adjustments during the year	-	-
Balance at the end of the year	0.56	0.45
Net carrying amount	3.38	3.49

Notes:

1. Income earned and expense incurred in connection with investment property

Particulars	For the year ended 31 March 2023	For the year ended 31 March 2022
Rental income derived from investment property	7.50	5.45
Direct operating expenses (including repairs and maintenance) arising from investment property that generated rental income	(0.28)	(0.28)
Direct operating expenses (including repairs and maintenance) arising from investment property that did not generate rental income	-	-
Income arising from investment property before depreciation	7.22	5.17
Depreciation	(0.11)	(0.11)
Income arising from investment property (net)	7.11	5.06

2. Contractual obligations

There are no contractual obligations (31 March 2022 : NIL) to purchase, construct or develop investment property.

3. Leasing arrangements

The Holding Company has given a Commercial Property on Operating Lease for 36 months including the non cancellable period of 12 months. The corresponding lease agreement provides for an option to renew the lease period at the end of tenure to the lessor. There are no exceptional/restrictive covenants in the lease agreement.

4. Fair value	31 March 2023	31 March 2022
Investment property	207.77	141.83

Estimation of fair value

The fair valuation of the investment property was based upon management's best estimates instead of independent valuation. The best evidence of fair value is current prices in an active market for similar properties taking into consideration various factors such as location, facilities & amenities, quality of construction, residual life of building, business potential, supply & demand, local nearby enquiry, market feedback of investigation, ready reckoner published by government, etc. The fair value measurement is categorised in level 2 fair value hierarchy. Further, the fair valuation of the investment property was not determined by an independent valuer as required under Ind AS 40 and were completely based upon management's best estimates.

5. Reconciliation of fair value

Particulars	Amount
Balance as at 1 April 2021	141.83
Fair value differences	-
Balance as at 31 March 2022	141.83
Fair value differences	65.94
Balance as at 31 March 2023	207.77

Notes forming part of the Consolidated Ind AS Financial Statements

12 PROPERTY, PLANT & EQUIPMENT

Tangible assets	Premises	Vehicles	Furniture and Fittings	Air Conditioners	Office Equipments	Computers and Peripherals	Electrical fittings	Total	Capital work in Progress
Gross block									
Balance as at 1 April 2021	1,606.09	146.29	74.82	5.76	2.47	20.16	6.42	1,862.01	-
Additions during the year	-	-	-	-	3.93	6.48	-	10.41	21.27
Disposals / adjustments during the year	-	(12.97)	-	-	-	-	-	(12.97)	-
Balance as at 31 March 2022	1,606.09	133.32	74.82	5.76	6.40	26.64	6.42	1,859.45	21.27
Balance as at 1 April 2022	1,606.09	133.32	74.82	5.76	6.40	26.64	6.42	1,859.45	21.27
Additions during the year	-	86.87	1.41	-	4.16	12.97	-	105.41	24.05
Disposals / adjustments during the year	-	-	-	-	-	(0.07)	-	(0.07)	-
Balance as at 31 March 2023	1,606.09	220.19	76.23	5.76	10.56	39.55	6.42	1,964.79	45.32
Depreciation / Amortisation									
Balance as at 1 April 2021	84.25	58.74	46.27	3.52	0.38	5.53	4.28	202.96	-
Depreciation for the year	28.07	18.24	15.18	1.17	0.37	2.81	1.42	67.27	-
Disposals / adjustments for the year	-	(10.23)	-	-	-	(1.18)	-	(11.41)	-
Balance as at 31 March 2022	112.32	66.76	61.45	4.70	0.74	7.16	5.70	258.82	-
Balance as at 1 April 2022	112.32	66.76	61.45	4.70	0.74	7.16	5.70	258.82	-
Depreciation for the year	28.07	23.54	1.95	0.05	1.26	5.78	0.05	60.69	-
Disposals / adjustments during the year	-	-	-	-	-	-	-	-	-
Balance as at 31 March 2023	140.39	90.29	63.40	4.74	2.00	12.94	5.76	319.52	-
Net block									
As at 31 March 2022	1,493.77	66.57	13.37	1.06	5.65	19.48	0.72	1,600.63	21.27
As at 31 March 2023	1,465.70	129.90	12.83	1.01	8.56	26.61	0.67	1,645.28	45.32

Aging of Capital Work in Progress

Particulars	Less than 1 year	1-2 years	Total
Capital Work in Progress	24.05	21.27	45.32

13 RIGHT OF USE ASSETS

	31 March 2023	31 March 2022
Right of use assets on premises (Refer note below)(Refer note 53)	3.88	6.10
	3.88	6.10

Note: Amortisation charged during the year INR 2,22,384 (31 March 2022: INR 1,96,910).

14 OTHER NON-FINANCIAL ASSETS

	31 March 2023	31 March 2022
Balances with government / statutory authorities	6.18	38.98
Prepaid expenses	22.53	19.54
Advances to service providers	-	43.28
	28.71	101.80

Note: Impairment loss allowance recognised on other non-financial assets - NIL (31 March 2022 : NIL)

15 PAYABLES

	31 March 2023	31 March 2022
Trade payables		
- total outstanding dues of micro enterprises and small enterprises(Refer note 44)	-	-
- total outstanding dues of creditors other than micro enterprisesand small enterprises	208.11	315.12
Other payables		
- total outstanding dues of micro enterprises and small enterprises (Refer note 44)	-	-
- total outstanding dues of creditors other than micro enterprisesand small enterprises	23.91	25.22
	232.01	340.34

Notes:

- Trade payables and other payables are non-interest bearing and are normally settled as per payment terms mentioned in the contract.
- Trade or other payables due to the directors or other officers of the Group either severally or jointly with any other person is NIL (31 March 2022: NIL). Further, trade or other payable which are due to firms or private companies respectively in which any director is a partner, a director or a member is NIL (31 March 2022: NIL) .
- In the opinion of the management, the balances of payables are stated at book value and are payable.

Trade Payables ageing schedule as at 31st March,2023

Particulars	Outstanding for following periods from due date of payment					Total
	Less than 6 months	6 months -1 year	1-2 years	2-3 years	More than 3 years	
(i) MSME	-	-	-	-	-	-
(ii) Others	208.11	-	-	-	-	208.11
(iii) Disputed dues- MSME	-	-	-	-	-	-
(iv) Disputed dues - Others	-	-	-	-	-	-

Trade Payables ageing schedule as at 31st March,2022

Particulars	Outstanding for following periods from due date of payment					Total
	Less than 6 months	6 months -1 year	1-2 years	2-3 years	More than 3 years	
(i) MSME	-	-	-	-	-	-
(ii) Others	265.14	-	49.98	-	-	315.12
(iii) Disputed dues- MSME	-	-	-	-	-	-
(iv) Disputed dues - Others	-	-	-	-	-	-

KEYNOTE FINANCIAL SERVICES LIMITED

Notes forming part of the Consolidated Ind AS Financial Statements

	31 March 2023	31 March 2022		31 March 2023	31 March 2022
16 BORROWINGS (OTHER THAN DEBT SECURITIES)			20 CURRENT TAX LIABILITIES (NET)		
(A) At amortised cost			Provision for taxation (<i>Net of advance tax and tax deducted at source of Nil ; P. Y: ₹ 1,400,8643</i>)	-	58.55
Term loans				-	58.55
- from banks	64.90	7.01			
Loans repayable on demand			21 PROVISIONS	31 March 2023	31 March 2022
- from other parties	-	1,895.95	Provision for employee benefits		
Bank overdraft facility	180.54	802.20	- Gratuity (<i>refer note 50(ii)</i>)	55.82	64.88
	245.44	2,705.16	- Compensated absences (<i>refer note 50(iii)</i>)	24.40	25.56
(B) Secured / Unsecured			- Bonus and incentives	26.11	24.19
(i) Secured	245.44	809.21	Other provisions		
(ii) Unsecured	-	1,895.95	Provision against standard assets	1.50	3.97
	245.44	2,705.16		107.83	118.60
(C) Of the above					
(i) Borrowings in India	245.44	2,705.16	22 DEFERRED TAX LIABILITIES (NET)	31 March 2023	31 March 2022
(ii) Borrowings outside India	-	-	Deferred tax liabilities (net) (<i>refer note 52</i>)	328.27	359.87
	245.44	2,705.16		328.27	359.87
Notes:			23 OTHER NON-FINANCIAL LIABILITIES	31 March 2023	31 March 2022
1. The Subsidiary company - Keynote Capital Limited has taken secured vehicle loans from banks at the rate of interest of 8.18% p.a repayable in 60 monthly instalments of INR 1,46,611. The said loans are secured against the respective movable assets of the company. Further, the Company will repay INR 12,75,608/- out of the total borrowing amounting to INR 64,89,530, within a period of one year from the end of the Balance Sheet date i.e 31 March 2023.			Statutory dues payable	24.07	30.80
2. The Subsidiary company - Keynote Fincorp Limited had taken unsecured loans from other parties at the rate of interest ranging between 6% to 12% p.a. The said loans are repayable on demand.			Advances from customers	132.16	129.39
3. The Subsidiary company - Keynote Capital Limited was sanctioned bank overdraft facility at the rate of 7.40% p.a. The said facility is secured against pledge of fixed deposits with banks.				156.23	160.19
17 DEPOSITS	31 March 2023	31 March 2022	24 SHARE CAPITAL	31 March 2023	31 March 2022
At fair value through profit or loss			Authorised:		
Security deposit against premise given on lease	1.76	-	1,50,00,000 (31 March 2022: 1,50,00,000) equity shares of INR 10 each	1,500.00	1,500.00
	1.76	-	10,00,000 (31 March 2022: NIL) preference shares of INR 10 each	100.00	100.00
				1,600.00	1,600.00
Note: Public deposits and deposits from banks is NIL (31 March 2022 : NIL).			Issued:		
18 LEASE LIABILITIES	31 March 2023	31 March 2022	1,12,74,417 (31 March 2022: 1,12,74,417) equity shares of INR 10 each	1,127.44	1,127.44
Lease Liabilities (<i>Refer note 53</i>)	2.14	6.21	NIL (31 March 2022: 6,00,000) 4% Non- Cumulative Optionally Convertible Preference Shares of INR 10 each	-	60.00
	2.14	6.21		1,127.44	1,187.44
19 OTHER FINANCIAL LIABILITIES	31 March 2023	31 March 2022	Subscribed and fully paid-up shares:		
Unpaid dividends (<i>refer note below</i>)	8.49	9.24	70,18,339 (31 March 2022: 70,18,339) equity shares of INR 10 each (<i>Refer note below</i>)	556.66	556.66
Payable to employees	16.32	13.74	NIL (31 March 2022: 6,00,000) 4% Non- Cumulative Optionally Convertible Preference Shares of INR 10 each	-	60.00
Provision for expenses	21.20	28.13		556.66	616.66
Interest accrued on borrowings	40.66	21.69			
Related Party	7.74	5.78			
	94.40	78.58			

Note: During the current year, the Holding Company had transferred INR 1,62,565 (31 March 2022: INR 1,41,767) to Investor Education and Protection Fund under section 125 of the Companies Act, 2013.

Note: Since Keynote Trust has been consolidated, hence, the shares held by Keynote Trust in Keynote Financial Services Limited (31 March 2023: 14,51,702 shares; 31 March 2022 : 14,51,702 shares) have been eliminated, on consolidation.

Notes forming part of the Consolidated Ind AS Financial Statements

(a) Reconciliation of the number of equity shares outstanding at the beginning and at the end of the year :

Particulars	31 March 2023		31 March 2022	
	No. of Shares	Amount	No. of Shares	Amount
At the beginning of the year	55.67	556.66	55.67	556.66
Changes in equity share capital during the year	-	-	-	-
At the end of the year	55.67	556.66	55.67	556.66

(b) Reconciliation of the number of 4% non-cumulative optionally convertible preference shares outstanding at the beginning and at the end of the year :

Particulars	31 March 2023		31 March 2022	
	No. of Shares	Amount	No. of Shares	Amount
At the beginning of the year	6.00	60.00	6.00	60.00
Changes in preference share capital during the year	(6.00)	(60.00)		
At the end of the year	-	-	6.00	60.00

(c) Terms / rights attached to equity shares

The Holding Company has issued only one class of equity shares having par value of INR 10 per share. Each holder of equity shares is entitled to one vote per share. All shares rank pari passu with regard to dividend & repayment of capital. The Holding company declares and pays dividend in Indian Rupees. The dividend proposed by the Board of Directors is subject to the approval of the shareholders in the ensuing Annual General Meeting, except in case of interim dividend. During the year ended 31 March 2023, the Holding Company has proposed final dividend of INR 1 per share (31 March 2022: INR 1 per share) to equity shareholders. In the event of liquidation of the Company, the holders of equity shares will be entitled to receive remaining net assets of the Company, after distribution of all preferential amounts in proportion to the number of equity shares held by the shareholders.

(d) Terms / rights attached to preference shares

Associate w.e.f 30th June 2023 (refer note 60) had issued 6,00,000 Non-Cumulative Non Participating Optional Convertible preference shares (OCPS) having par value of INR 10 per share. The tenure of the OCPS is 20 years. The dividend rate is 4% p.a on the term of non cumulative & non participating. Further, the preference shares hold a convertible option which enables them to be converted into 1 equity shares of the Company for every 5 OCPS held, at the instance of the issuer Company and also can be redeemed at the instance of the issuer Company.

(e) Details of shareholders holding more than 5% equity shares

Name of the shareholder	31 March 2023		31 March 2022	
	No. of Shares	% holding	No. of Shares	% holding
NSS Digital Media Limited	3,112,256	44.34	3,112,256	44.34
India Max Investment Fund Limited	561,348	8.00	561,348	8.00

(f) Details of shareholders holding more than 5% preference shares

Name of the shareholder	31 March 2023		31 March 2022	
	No. of Shares	% holding	No. of Shares	% holding
Greycells Education Limited	-	-	600,000	60.00

Note: As per records of the Holding Company and its subsidiaries, including its register of shareholders/members and other declarations received from shareholders regarding beneficial interest, the above shareholding represents both legal and beneficial ownerships of shares.

(g) For the period of five years immediately preceding the date at which the balance sheet is prepared:

- there are no shares allotted as fully paid pursuant to contract(s) without payment being received in cash.
- there are no shares allotted as fully paid up by way of bonus shares, and
- there are no shares bought back.

25 OTHER EQUITY

	31 March 2023	31 March 2022
Securities premium		
Balance at the beginning of the year	2,306.48	2,396.48
Add / (less) : Additions / deductions during the year	-	-
Balance at the end of the year	2,306.48	2,396.48
General reserve		
Balance at the beginning of the year	133.92	133.92
Add / (less) : Additions / deductions during the year	-	-
Balance at the end of the year	133.92	133.92
Statutory Reserve (u/s 45 IC of RBI Act)		
Balance at the beginning of the year	158.88	91.82
Add / (less) : Additions / deductions during the year	(54.37)	67.07
Balance at the end of the year	104.51	158.88
Retained earnings		
Balance at the beginning of the year	6,808.98	5,316.10
Add: Opening Deferred Tax Liability Reversal	66.61	-
Less: Loss on deemed disposal of subsidiary	(13.72)	
Add / (less): Profit / (loss) for the period	(163.01)	1,608.31
Add: Other comprehensive income for the year	12.60	7.30
	6,711.47	6,931.71
Less : Appropriations		
- Equity dividend	(55.67)	(55.67)
- Tax on equity dividend	-	-
- Transfer to statutory reserve	54.37	(67.07)
	(1.29)	(122.73)
	6,710.17	6,808.98
	9,255.08	9,498.26

Notes:

- 1 Securities premium is used to record the premium on issue of shares. It can be utilised only for limited purposes in accordance with the provisions of the Companies Act, 2013.
- 2 The general reserve is a free reserve, retained from Company's profits and can be utilized upon fulfilling certain conditions in accordance with statute of the relevant Act / Law.
- 3 The Group creates a reserve fund in accordance with the provisions of section 45-IC of the Reserve Bank of India Act, 1934 and transfers therein an amount of equal to / more than twenty per cent of its net profit of the year, before declaration of dividend. Further, the Statutory reserve has been created by the subsidiary company - Keynote Fincorp Limited as required under section 45-IC of the Reserve Bank of India Act, 1934.
- 4 Retained earnings represent the accumulated earnings net of losses if any made by the company over the financial years and after payment of dividend (including tax on dividend) and transfer to reserves.

KEYNOTE FINANCIAL SERVICES LIMITED

Notes forming part of the Consolidated Ind AS Financial Statements

	For the Year ended 31 March 2023	For the Year ended 31 March 2022		For the Year ended 31 March 2023	For the Year ended 31 March 2022
26 INTEREST INCOME			31 OTHER INCOME		
Interest income on financial assets measured at amortised cost			Interest income		
- Loans	46.38	198.23	- On financial assets measured at amortised cost		
- Fixed deposits	-	-	- Interest on loans	36.16	21.17
	<u>46.38</u>	<u>198.23</u>	- Interest on deposits with banks	89.08	143.20
			- Other interest income		
27 FEES AND COMMISSION INCOME			- Interest on investments	-	6.00
Brokerage and related activities			- Interest on inter corporate deposits	-	0.56
- Brokerage income	294.83	298.13	- On financial assets measured at fair value through profit or loss		
	<u>294.83</u>	<u>298.13</u>	- Interest on loans	-	0.29
			- Other interest income		
28 NET GAIN ON FAIR VALUE CHANGES			- Interest on investments	-	20.16
Total net gain / (loss) on financial instruments measured at fair value through profit or loss			- Interest on Income Tax Refund	0.22	
- Realised gain / (loss)	-	305.02	Dividend income		
- Unrealised gain / (loss)	-	1,037.29	- On financial assets measured at fair value through profit or loss		
Less :			- Investments	51.54	78.66
Profit from Trading in Securities	-	0.07	Net gain on foreign currency transaction and translation	-	
Profit from F & O & Currency Trading	-	12.40	Lease income from operating leases	7.75	5.45
Profit from Trading of Yarn	-	4.65	- Recovery of common expenses from related parties (Refer note **)	-	14.70
- Realised gain / (loss)	-	287.90	Revelas of Provision for Doubtful Debts	-	-
- Unrealised gain / (loss)	-	1,037.29	Sundry balances / excess provisions written back (net)	2.24	
	<u>-</u>	<u>1,342.31</u>	Miscellaneous income	-	8.79
				<u>186.97</u>	<u>298.97</u>
29 SALE OF SERVICES			32 FINANCE COSTS		
Income from			On financial liabilities measured at amortised cost		
- Corporate finance services	325.66	212.64	Interest on borrowings	5.43	115.61
- ESOP advisory services	23.20	91.38	Interest on lease liabilities (refer note 53)	0.46	0.14
- Merchant banking services	194.76	109.00	Interest on income tax	-	-
- Other advisory services	521.80	620.03	Other finance expenses	19.60	2.57
	<u>1,065.42</u>	<u>1,033.05</u>		<u>25.49</u>	<u>118.32</u>
			33 FEES AND COMMISSION EXPENSES		
30 OTHER OPERATING INCOME			For the Year ended 31 March 2023		For the Year ended 31 March 2022
Reimbursement of expenses			Portfolio management charges	17.04	38.57
- Corporate finance services	-	0.78		<u>17.04</u>	<u>38.57</u>
- ESOP advisory services	1.56	2.88			
- Merchant banking services	-	-			
	<u>1.56</u>	<u>3.66</u>			

Notes forming part of the Consolidated Ind AS Financial Statements

	For the Year ended 31 March 2023	For the Year ended 31 March 2022
34 NET LOSS ON FAIR VALUE CHANGES		
Net (gain) / loss on financial instruments measured at fair value through profit or loss		
- Unrealised (gain) / loss	447.22	-
- Profit from F & O & Currency Trading	20.06	-
- Profit from Trading of Yarn	(0.33)	-
- Realised (gain) / loss	(48.90)	-
- Unrealised (gain) / loss	9.64	-
	<u>427.68</u>	<u>-</u>
35 IMPAIRMENT ON FINANCIAL INSTRUMENTS		
At amortised cost		
Loans and receivables	(2.47)	(9.98)
	<u>(2.47)</u>	<u>(9.98)</u>
36 CHANGES IN INVENTORIES OF STOCK-IN-TRADE		
Opening inventories		
- Stock-in-trade	15.34	20.59
Closing inventories		
- Stock-in-trade	(20.33)	(15.34)
	<u>(4.99)</u>	<u>5.25</u>
37 EMPLOYEE BENEFITS EXPENSE		
Salaries, wages and bonus	485.32	465.59
Contribution to provident and other funds (refer note 50(ii))	32.80	33.69
Gratuity (refer note 50(ii))	12.76	9.61
Compensated absences (refer note 50(iii))	(1.17)	9.48
Staff welfare expenses	10.89	6.17
	<u>540.60</u>	<u>524.53</u>
38 DEPRECIATION AND AMORTISATION EXPENSE		
Depreciation on property, plant and equipment (refer note 12)	60.69	67.27
Depreciation on investment property (refer note 11)	0.11	0.11
Amortisation on right of use assets (refer note 53)	2.22	1.97
	<u>63.03</u>	<u>69.35</u>

	For the Year ended 31 March 2023	For the Year ended 31 March 2022
39 OTHER EXPENSES		
Advertisement and publicity	9.36	3.72
Rent, taxes and energy costs	17.05	33.43
Insurance	6.36	5.87
Repairs and maintenance	78.01	55.87
Travelling and conveyance	27.71	12.27
Office and administration expenses	14.02	28.49
Communication costs	10.11	6.78
Printing and stationery	5.97	4.75
Legal and professional charges	272.98	253.96
Portfolio Management Charges	-	1.24
Directors' fees and expenses	1.50	0.90
Auditors' fees and expenses (refer note 41)	8.04	12.31
Membership and subscription expenses	39.70	15.83
Stock exchange related expenses	6.35	6.28
Sundry balances written off (net)	-	-
Other expenditure	36.83	119.67
	<u>533.98</u>	<u>561.38</u>

40 CONTINGENT LIABILITIES AND COMMITMENTS

(I) Contingent liabilities
(to the extent not provided for)

Sr No	Particulars	As at 31 March 2023	As at 31 March 2022
(i)	Demand in respect of income tax matters that may arise in respect of which the Group is in appeal (refer note (a) below)	28.59	146.17
(ii)	Corporate guarantees given by the Holding Company on behalf of its subsidiary (refer note (b) below)	1,500.00	1,600.00
(iii)	Claims against the Group not acknowledged as debts (refer note (c) below)	72.53	72.53

(a) The Holding Company - Keynote Financial Services Limited are contesting the income tax demands. The management of the aforesaid respective companies, including its tax / legal advisors believe that its position will likely to be upheld in the appellate process. No provision has been recognised in the standalone Ind AS financial statements for the tax demands raised. The respective Management based on its internal assessment and advice by its legal counsel believes that these income tax demands are not sustainable and expects to succeed in its appeal. Further, it is thereby determined by the management, that such demands will not have any material and adverse effect on the Company's financial position and results of operations.

In addition to the above, it is not practicable for the Group to estimate the timings of the cash flows, if any, in respect of the above pending resolution of the respective proceedings. The same would be determinable only on receipt of judgements/decisions pending with various forums/authorities.

(b) The Holding Company - Keynote Financial Services Limited has provided corporate guarantees aggregating to INR 15,00,00,000 (31 March 2022: INR 16,00,00,000) to the bankers of its subsidiary, Keynote Capitals Limited towards BSE & NSE operations.

KEYNOTE FINANCIAL SERVICES LIMITED

Notes forming part of the Consolidated Ind AS Financial Statements

- (c) During the year the Holding Company- Keynote Financial Services Limited has received a communication from the Ruby Mills Limited (premises in which the Company owns office space) requesting the Holding Company to make the payment of Company's share of property tax payable to Brihanmumbai Mahanagar Palika amounting to INR 72,52,747 for the period between October 2011 to March 2021 of which 50% is payable by Keynote Capitals Limited, subsidiary company. The Holding Company has represented to Brihanmumbai Mahanagar Palika on the grounds that the Company is entitled to exemption under Information Technology Policy of Government of Maharashtra as it has ITES registration in place besides there being discrepancy in the carpet area of its premises, basis which the share of such tax amounts to around INR 7,81,884 only. The Holding Company has submitted relevant documents substantiating its submissions to the concerned Regulatory Authority. Accordingly, based on the calculations made by the Company, an amount of INR 3,90,997 has been paid to Brihanmumbai Mahanagar Palika (further amount of INR 3,90,997 is separately paid by the subsidiary company) and charged to standalone statement of profit & loss. Considering the pending response from the Brihanmumbai Mahanagar Palika, no further provision has been recognised by the Holding Company
- (d) The Group does not expect any reimbursements in respect of the above contingent liabilities.

(II) Capital commitments

Sr No	Particulars	As at 31 March 2023	As at 31 March 2022
(i)	Estimated amount of contracts remaining to be executed on capital account and not provided for (net of advances)	-	-

There are no additional contingent liabilities & capital commitments, other than those disclosed above and the same is relied upon by the Auditor.

41 PAYMENTS TO THE AUDITOR (EXCLUDING APPLICABLE TAXES)

Particulars	For the year ended	
	31 March 2023	31 March 2022
(a) As Auditor :		
- Statutory audit	7.43	8.13
- Tax audit	-	-
- Limited review fees	2.25	2.25
(b) In other Capacity :		
- Other services	0.85	1.76
- Reimbursement of expenses	0.15	0.19
	10.68	12.33

42 EARNINGS PER SHARE (EPS)

Basic and Diluted Earnings per share (EPS) computed in accordance with Ind AS 33 "Earnings per Share":

Sr No	Particulars	For the year ended	
		31 March 2023	31 March 2022
(I)	Loss after tax as per consolidated statement of profit and loss	(171.09)	1,608.32
(II)	Weighted average number of equity shares	55.67	55.67
(III)	Earnings per share - Basic and Diluted (I / II)	(3.07)	28.89
(IV)	Face value per equity share	10	10

43 The provisions made during the year ended 31 March 2023 comprises of the following :

The Group has a process whereby periodically all long-term contracts (including derivative contracts, if any) are assessed for material foreseeable losses. At the year end, the Group has reviewed and ensured that adequate provision as required under any law/ accounting standards for material foreseeable losses on such long-term contracts (including derivative contracts, if any) has been made in the books of account and the same has been disclosed as follows:

Particulars	As at	Opening Balance	Provisions made during the year	Payments / reversals during the year	Closing Balance
Bonus and incentives	31 March 2023	24.19	40.59	38.67	26.11
	31 March 2022	10.66	33.13	19.59	24.19
Gratuity	31 March 2023	64.88	7.81	16.87	55.82
	31 March 2022	69.04	3.96	8.12	64.88
Compensated absences	31 March 2023	25.56	19.01	20.18	24.40
	31 March 2022	16.08	18.23	8.75	25.56
Provision against standard assets	31 March 2023	3.97	-	2.47	1.50
	31 March 2022	5.66	5.66	7.35	3.97
Expected credit losses / Impairment loss allowance	31 March 2023	18.11	5.32	16.89	6.54
	31 March 2022	26.46	-	8.35	18.11

Notes forming part of the Consolidated Ind AS Financial Statements

44 Details of dues to micro, small and medium enterprises as defined under MSMED Act, 2006 :

The Group has amounts due to suppliers under The Micro, Small and Medium Enterprises Development Act, 2006, (MSMED Act, 2006) as at 31 March 2023. The disclosure pursuant to the said Act is as under:

Sr No	Particulars	As at	
		31 March 2023	31 March 2022
(i)	Principal amount due to suppliers under MSMED Act, as at the year end	-	-
(ii)	Interest accrued and due to suppliers under MSMED Act, on the above amount as at the year end; and unpaid	-	-
(iii)	Payment made to suppliers (other than interest) beyond the appointed day during the year	-	-
(iv)	Interest paid to suppliers under MSMED Act (Section 16)	-	-
(v)	Interest paid to suppliers under MSMED Act (other than Section 16)	-	-
(vi)	Interest due and payable towards suppliers under MSMED Act for payments already made	-	-
(vii)	Interest accrued and remaining unpaid at the end of the year to suppliers under MSMED Act	-	-
(viii)	Amount of further interest remaining due and payable even in the succeeding years	-	-

Disclosure of payable to vendors as defined under the "Micro, Small and Medium Enterprise Development Act, 2006" is based on the information available with the Group regarding the status of registration of such vendors under the said Act, as per the intimation received from them on requests made by the Group. There are no overdue principal amounts / interest payable amounts for delayed payments to such vendors at the Balance Sheet date. There are no delays in payment made to such suppliers during the year or for any earlier years and accordingly there is no interest paid or outstanding interest in this regard in respect of payment made during the year or on balance brought forward from previous year.

45 ASSETS PLEDGED AS SECURITY

There are no assets pledged as security for borrowings and the same is relied upon by the Auditor.

46 EXPENDITURE IN FOREIGN CURRENCY

Particulars	For the year ended	
	31 March 2023	31 March 2022
Travelling and conveyance	8.81	1.77
Total	8.81	1.77

47 INCOME IN FOREIGN CURRENCY

Particulars	For the year ended	
	31 March 2023	31 March 2022
Income from sale of services	458.21	582.40
Total	458.21	582.40

48 UNHEDGED FOREIGN CURRENCY EXPOSURE

Particulars	Foreign currency	Amount in Foreign currency		Amount in INR (in lakhs)	
		As at		As at	
		31 March 2023	31 March 2022	31 March 2023	31 March 2022
Trade receivables	USD	1,80,148	1,62,573	148.13	122.89
Advances from customers	SGD	-	5,175	-	2.90
	USD	-	3,905	-	2.96

49 REVENUE FROM CONTRACTS WITH CUSTOMERS

(a) Disaggregation of revenue into operating segments:

The table below presents disaggregate revenues from contracts with customers. The Group believes that this disaggregation best depicts how the nature, amount, timing and uncertainty of revenue and cash flows are affected by market and other economic factors

Operating Segment	For the year ended	
	31 March 2023	31 March 2022
Corporate Finance	325.66	213.42
ESOP Advisory	24.76	94.26
Merchant Banking	194.76	109.00
Broking and related activities	294.83	298.13
Other advisory services	521.80	620.03
Total	1,361.81	1,334.84

(b) Geographical markets

Particulars	For the year ended	
	31 March 2023	31 March 2022
India	903.61	752.44
Outside India	458.21	582.40
Total	1,361.81	1,334.84

(c) Relation with customers

Particulars	For the year ended	
	31 March 2023	31 March 2022
Related party	-	-
Non-related party	1,361.81	1,334.84
Total	1,361.81	1,334.84

(d) Timing of revenue recognition

Particulars	For the year ended	
	31 March 2023	31 March 2022
Services transferred at a point in time	1,359.81	1,247.75
Services transferred over time	2.00	87.09
Total	1,361.81	1,334.84

(e) Reconciliation of revenue from operations

Particulars	For the year ended	
	31 March 2023	31 March 2022
Revenue as per Contracted price	1,361.81	1,334.84
Less: Adjustments during the year (refer note below)	-	-
Revenue from operations	1,361.81	1,334.84

Notes:

- Due to Group's nature of business and the type of contracts entered with the customers, the Group does not have any difference between the amount of revenue recognised in the consolidated statement of profit and loss and the contracted price.
- The Group satisfies its performance obligations on completion of the corresponding services provided to its customers. The payments on these contracts are due on completion of the respective services. The contracts do not contain significant financing component and the consideration is not variable.

(f) Contract balances

Particulars	As at	
	31 March 2023	31 March 2022
Contract liabilities	132.16	129.39
Total	132.16	129.39

Note: The contract liability relates to payments received in advance (initial acceptance fees) of performance under the contract. Further, the contract liabilities are recognised as revenue as / or when we perform under the contract. In situations where there is no further progress on the mandate, the initial acceptance fees so received, is treated as income after a period of 12 months from the date of raising of debit note.

KEYNOTE FINANCIAL SERVICES LIMITED

Notes forming part of the Consolidated Ind AS Financial Statements

(g) Movement in contract liability during the year

Particulars	As at	
	31 March 2023	31 March 2022
Contract liability at the beginning of the year	129.40	69.83
Contract liability at the end of the year	132.16	129.40
Net increase / (decrease)	2.76	59.57

(h) Movement in Expected Credit Loss (impairment loss allowance) during the year for contract assets

Particulars	As at	
	31 March 2023	31 March 2022
Opening balance	18.11	0.00
Provision / (reversals) (net) towards credit impaired receivables	(11.57)	18.11
Closing balance	6.54	18.11

(i) Remaining performance obligation

The aggregate value of performance obligations pertaining to completely or partially unsatisfied contracts as at 31 March 2023 was Rs.188.60 lakhs (P.Y: INR 196.75 lakhs). The Company's expects that these unsatisfied performance obligation will be recognised as revenue in the subsequent financial years.

50 EMPLOYEE BENEFITS PLANS

Disclosure pursuant to Ind AS -19 "Employee Benefits" is given as below:

(i) Defined Contribution Plans:

Contribution to defined contribution plans, recognised as expense under Note 36 - "Employee benefits expense" in the consolidated Ind AS financial statements, for the year is as under:

Particulars	For the year ended	
	31 March 2023	31 March 2022
Employers' Contribution to Provident Fund	32.44	33.24
Employers' Contribution to Employees State Insurance Scheme	0.34	0.42

(ii) Defined Benefit Plans:

Gratuity

The Group's defined benefit gratuity plan requires contributions to be made to a separately administered fund. The gratuity plan is funded with Life Insurance Corporation of India (LIC). The gratuity plan is governed by the Payment of Gratuity Act, 1972. Under the act, employee who has completed five years of service is entitled to specific benefit. The level of benefits provided depends on the member's length of service and salary at retirement age.

The following tables summarise the components of net benefit expense recognised in the consolidated statement of profit or loss / other comprehensive income and the funded status and amounts recognised in the balance sheet for the gratuity benefit plan :

(i) Table Showing Change in the Present Value of Projected Benefit Obligation

Particulars	As at	
	31 March 2023	31 March 2022
Present Value of Benefit Obligation at the Beginning of the Period	125.13	141.56
Interest Cost	8.27	8.58
Current Service Cost	7.99	6.59
Past Service Cost	-	-
Liability Transferred In/ Acquisitions	-	-
(Liability Transferred Out/ Divestments)	-	-
(Gains)/ Losses on Curtailment	-	-
(Liabilities Extinguished on Settlement)	-	-
(Benefit Paid Directly by the Employer)	-	-

(Benefit Paid From the Fund)	(1.38)	(22.57)
The Effect of changes in Foreign Exchange Rates	-	-
Actuarial (Gains)/Losses on Obligations - Due to Change in Demographic Assumptions	-	(3.81)
Actuarial (Gains)/Losses on Obligations - Due to Change in Financial Assumptions	(13.19)	3.21
Actuarial (Gains)/Losses on Obligations - Due to Experience	(5.02)	(8.44)
Present Value of Benefit Obligation at the End of the Period	121.79	125.13

(ii) Table Showing Change in the Fair Value of Plan Assets

Particulars	As at	
	31 March 2023	31 March 2022
Fair Value of plan assets at the Beginning of the period	60.25	72.52
Interest Income	3.90	4.40
Contributions by the Employer	4.41	5.13
Expected Contributions by the employees	-	-
Assets Transferred In/Acquisitions	-	-
(Assets Transferred Out/Divestments)	-	-
(Benefit Paid From the Fund)	(1.38)	(22.57)
(Assets distributed on settlement)	-	-
(Expenses and tax for managing the Benefit Obligation - paid from the fund)	-	-
Effects of Asset Ceiling	-	-
The Effect of changes in Foreign Exchange Rates	-	-
Return on Plan Assets, excluding interest income	(1.20)	0.77
Fair Value of plan assets at the End of the Period	65.98	60.25

(iii) Amount Recognized in the Consolidated Balance Sheet

Particulars	As at	
	31 March 2023	31 March 2022
(Present Value of Benefit Obligation at the end of the Period)	(121.79)	(125.13)
Fair Value of Plan Assets at the end of the Period	65.98	60.25
Funded Status (Surplus/ (Deficit))	(55.82)	(64.88)
Net (Liability)/Asset Recognized in the Consolidated Balance Sheet	(55.82)	(64.88)

(iv) Net Interest Cost for Current Period

Particulars	For the year ended	
	31 March 2023	31 March 2022
Present Value of Benefit Obligation at the Beginning of the Period	125.13	141.56
(Fair Value of Plan Assets at the Beginning of the Period)	(60.25)	(72.52)
Net Liability/(Asset) at the Beginning	64.88	69.04
Interest Cost	8.27	8.58
(Interest Income)	(3.90)	(4.40)
Net Interest Cost for Current Period	4.37	4.18

Notes forming part of the Consolidated Ind AS Financial Statements

(V) Expenses Recognized in the Consolidated Statement of Profit or Loss for Current Period

Particulars	For the year ended	
	31 March 2023	31 March 2022
Current Service Cost	7.99	6.59
Net Interest Cost	4.37	4.18
Past Service Cost	-	-
(Expected Contributions by the Employees)	-	-
(Gains)/Losses on Curtailments And Settlements	-	-
Net Effect of Changes in Foreign Exchange Rates	-	-
Expense Recognised in the Statement of Profit or Loss	12.36	10.78

(VI) Expenses Recognized in the Consolidated Statement of Other Comprehensive Income (OCI) for Current Period

Particulars	For the year ended	
	31 March 2023	31 March 2022
Actuarial (Gains)/ Losses on Obligations for the Period	(18.21)	(5.23)
Return on Plain assets, excluding interest income	1.20	(0.77)
Changes in Asset Ceiling	-	-
(Gains)/Losses on Curtailments And Settlements	-	-
Net Effect of Changes in Foreign Exchange Rates	-	-
Net (Income)/ Expense for the period recognised in OCI	(17.01)	(6.00)

(VII) Balance Sheet Reconciliation

Particulars	As at	
	31 March 2023	31 March 2022
Opening Net Liability	68.68	69.04
Expenses Recognized in Statement of Profit or Loss	12.36	10.78
Expenses Recognized in OCI	(17.01)	(6.00)
Net Liability/(Asset) Transfer In	-	-
Net (Liability)/Asset Transfer Out	-	-
(Benefit Paid Directly by the Employer)	-	-
(Gains)/Losses on Curtailments And Settlements	-	-
(Employer's Contribution)	(4.41)	(5.13)
Net Liability/(Asset) Recognized in the Balance Sheet	59.63	68.68

(VIII) Category of Assets

Particulars	As at	
	31 March 2023	31 March 2022
Government of India Assets	-	-
State Government Securities	-	-
Special Deposits Scheme	-	-
Debt Instruments	-	-
Corporate Bonds	-	-
Cash And Cash Equivalents	-	-
Insurance fund	65.98	60.25
Asset-Backed Securities	-	-
Structured Debt	-	-
Other	-	-
Total	65.98	60.25

(IX) Maturity Analysis of the Benefit Payments: From the Fund

Particulars	As at	
	31 March 2023	31 March 2022
Projected Benefits Payable in Future Years From the Date of Reporting:		
1st Following Year	3.06	2.97
2nd Following Year	3.01	2.96
3rd Following Year	2.96	2.99
4th Following Year	3.00	3.03
5th Following Year	3.00	3.09
Sum of Years 6 To 10	43.06	37.84
Sum of Years 11 and above	16.80	35.22

(X) Maturity Analysis of the Benefit Payments: From the Employer

Particulars	As at	
	31 March 2023	31 March 2022
Projected Benefits Payable in Future Years From the Date of Reporting:		
1st Following Year	-	-
2nd Following Year	-	-
3rd Following Year	-	-
4th Following Year	-	-
5th Following Year	-	-
Sum of Years 6 To 10	-	-
Sum of Years 11 and above	-	-

Particulars	For the year ended	
	31 March 2023	31 March 2022
Projected Benefit Obligation on Current Assumptions	121.79	125.13
Delta Effect of +1% Change in Rate of Discounting	(2.63)	(3.38)
Delta Effect of -1% Change in Rate of Discounting	2.87	3.76
Delta Effect of +1% Change in Rate of Salary Increase	2.19	2.35
Delta Effect of -1% Change in Rate of Salary Increase	(2.02)	(2.19)
Delta Effect of +1% Change in Rate of Employee Turnover	0.46	0.19
Delta Effect of -1% Change in Rate of Employee Turnover	(0.49)	(0.20)

KEYNOTE FINANCIAL SERVICES LIMITED

Notes forming part of the Consolidated Ind AS Financial Statements

(XII) Weighted Average assumptions used

Particulars	For the year ended	
	31 March 2023	31 March 2022
Retirement age	60 & 65 years	60 & 65 years
Method of valuation	Projected Unit Credit Method	Projected Unit Credit Method
Mortality Rate during employment	Indian Assured Lives Mortality (2006-08) Ult	Indian Assured Lives Mortality (2006-08) Ult
Mortality Rate after employment	N.A.	N.A.

Notes:

- The Group has a defined benefit gratuity plan in India (funded). The Group's defined benefit gratuity plan is a final salary plan for employees, which requires contributions to be made to a separately administered fund. The fund is managed by a trust which is governed by the Board of Trustees. The Board of Trustees are responsible for the administration of the plan assets and for the definition of the investment strategy.

A separate trust fund is created to manage the Gratuity plan and the contributions towards the trust fund is done as guided by rule 103 of Income Tax Rules, 1962.

2. Risks associated with defined benefit plan

Gratuity is a defined benefit plan and the Group is exposed to the following risks:

- Investment risk** : The present value of the defined benefit plan liability is calculated using a discount rate which is determined by reference to market yields at the end of the reporting period on government bonds. If the return on plan asset is below this rate, it will create a plan deficit. Currently, for the plan in India, it has a relatively balanced mix of investments in government securities, and other debt instruments
 - Interest rate risk** : A fall in the discount rate which is linked to the G.Sec. Rate will increase the present value of the liability requiring higher provision. A fall in the discount rate generally increases the mark to market value of the assets depending on the duration of asset.
 - Asset Liability Matching (ALM) Risk** : The plan faces the ALM risk as to the matching cash flow. Since the plan is invested in lines of Rule 101 of Income Tax Rules, 1962, this generally reduces ALM risk
 - Salary risk** : The present value of the defined benefit plan liability is calculated by reference to the future salaries of members. As such, an increase in the salary of the members more than assumed level will increase the plan's liability.
 - Mortality risk** : Since the benefits under the plan is not payable for life time and payable till retirement age only, plan does not have any longevity risk.
 - Concentration Risk** : Plan is having a concentration risk as all the assets are invested with the insurance company and a default will wipe out all the assets. Although probability of this is very less as insurance companies have to follow regulatory guidelines.
- During the year, there were no plan amendments, curtailments and settlements.
 - The estimate of future salary increase takes into account inflation, seniority, promotion and other relevant factors.
 - Discount rate is based on the prevailing market yields of Indian Government Bonds as at the Balance Sheet date for the estimated term of the obligation.

(iii) Other long-term benefits:

Compensated absences

Particulars	As at	
	31 March 2023	31 March 2022
Present Value of Unfunded Obligation	24.40	25.56
Expense recognised in consolidated statement of profit and loss	(1.17)	9.48
Discount Rate (p.a.)	5.76%	6.96%
Salary Escalation Rate (p.a.)	5.00%	5.00%
Attrition Rate (for all service groups)	20.00%	20.00%

Particulars	As at	
	31 March 2023	31 March 2022
Maximum accumulation	15 days	6 days
No of Active Members		
Per Month Salary For Active Members		
Method of valuation	Projected Unit Credit Method	Projected Unit Credit Method
Average age	39.30 years	38.95 years
Average past service	11.48 years	11.14 years
Average future service	4 years	4 years
Average Leave days	3.88 days	2.90 days
Retirement age	60 & 65 years	60 years
Funding status	Unfunded	Unfunded
Funding balance	N.A.	N.A.
Mortality Rate during employment	Indian Assured Lives Mortality (2006-08) Ult	Indian Assured Lives Mortality (2006-08) Ult

Notes:

- The Group has not funded its Compensated Absences liability and the same continues to remain as unfunded as at 31 March 2023.
- The estimate of future salary increase takes into account inflation, seniority, promotion and other relevant factors.
- Discount rate is based on the prevailing market yields of Indian Government Securities as at the Balance Sheet date for the estimated term of the obligation.

51 Disclosures as required by Indian Accounting Standard (Ind AS) 24 - Related Party Disclosures

Disclosure of related parties/related party transactions pursuant to Ind AS 24 - "Related Party Disclosures" are as follows:

(i) List of related parties identified by Management with whom transaction have taken place during the year:

(a) Key Managerial Personnel

- Mr. Vineet Suchanti - Managing Director, Keynote Financial Services Limited Director, Keynote Capitals Limited & Director, Keynote Fincorp Limited
- Mrs. Rinku Suchanti - Whole Time Director, Keynote Financial Services Limited
- Mr. Uday S. Patil - Whole Time Director & Chief Financial Officer, Keynote Financial Services Limited Director, Keynote Fincorp Limited Director, Keynote Capitals Limited &
- Ms. Simran Kashela - Company Secretary, Keynote Financial Services Limited & Company Secretary, Keynote Capitals Limited
- Ms. Renita Crasto - Company Secretary, Keynote Financial Services Limited & Company Secretary, Keynote Capitals Limited
- Mr. Devin Joshi - Chief Financial Officer, Keynote Capitals Limited
- Mr. Rakesh Choudhari - Managing Director, Keynote Capitals Limited, Director, Keynote Fincorp Limited

(b) Relatives of Key Managerial Personnel

- Mrs. Pushpa Suchanti
- Mr. Nirmal Suchanti
- Mr. Vivek Suchanti

(c) Enterprise over which Key Managerial Personnel / Relatives of Key Managerial Personnel exercise significant influence

- Concept Communication Limited
- Concept Production Limited
- Nirmal Suchanti - HUF
- NSS Digital Media Limited

ANNUAL REPORT 2022-23

Notes forming part of the Consolidated Ind AS Financial Statements

51 Related party disclosures (continued):

(ii) Transactions with related parties:

Particulars	Name of the related party	Enterprise where control exist		Key Managerial Personnel / Relatives of key managerial personnel		Enterprise over which Key Managerial Personnel / Relatives of Key Managerial Personnel exercise significant influence		Total	
		For the year ended							
		31 March 2023	31 March 2022	31 March 2023	31 March 2022	31 March 2023	31 March 2022	31 March 2023	31 March 2022
Receiving of services	Concept Communication Limited	-	-	-	-	1.20	1.34	1.20	1.34
		-	-	-	-	1.20	1.34	1.20	1.34
Managerial Remuneration	Mrs. Rinku Suchanti	-	-	39.00	37.66	-	-	39.00	37.66
Managerial Remuneration	Mr. Vineet Suchanti	-	-	53.60	51.73	-	-	53.60	51.73
Managerial Remuneration	Mr. Uday S. Patil	-	-	-	25.83	-	-	-	25.83
Managerial Remuneration	Mr Rakesh Choudhari	-	-	44.23	39.43	-	-	44.23	39.43
Remuneration	Mr Devin Joshi	-	-	13.72	12.41	-	-	13.72	12.41
Remuneration	Ms. Renita Crasto	-	-	4.34	2.41	-	-	4.34	2.41
Remuneration	Ms. Simran Kashela	-	-	1.71	-	-	-	1.71	-
Remuneration	Mr. Sujeet More	-	-	-	2.03	-	-	-	2.03
		-	-	156.59	171.51	-	-	156.59	171.51
Professional Charges	Mr. Uday S. Patil	-	-	43.20	11.62	-	-	43.20	11.62
		-	-	43.20	11.62	-	-	43.20	11.62
Dividend paid	Mrs. Pushpa Suchanti	-	-	1.32	1.32	-	-	1.32	1.32
Dividend paid	Mrs. Rinku Suchanti	-	-	0.04	0.04	-	-	0.04	0.04
Dividend paid	Mr. Vineet Suchanti	-	-	0.12	0.12	-	-	0.12	0.12
Dividend paid	Mr. Vivek Suchanti	-	-	0.49	0.49	-	-	0.49	0.49
Dividend paid	Mr. Nirmal Suchanti	-	-	1.18	1.18	-	-	1.18	1.18
Dividend paid	Concept Production Limited	-	-	-	-	2.42	2.42	2.42	2.42
Dividend paid	NSS Digital Media Limited	-	-	-	-	31.12	31.12	31.12	31.12
Dividend paid	Nirmal Suchanti - HUF	-	-	-	-	2.82	2.82	2.82	2.82
		-	-	3.15	3.15	36.36	36.36	39.52	39.52
Interest received	Concept Communication Ltd	-	-	-	-	7.51	-	7.51	-
		-	-	-	-	-	-	-	-
Loans and deposits given	Concept Communication Ltd	-	-	-	-	500	-	500	-
		-	-	-	-	-	-	-	-
Loans and deposits repaid	Concept Communication Ltd	-	-	-	-	500	-	500	-
		-	-	-	-	-	-	-	-
Recovery of expenses	Mr. Uday S. Patil	-	-	0.03	0.03	-	-	0.03	0.03
Reimbursement of expenses	Mr. Vineet Suchanti	-	-	0.03	0.78	-	-	0.03	0.78
Recovery of expenses	Mrs. Rinku Suchanti	-	-	0.03	0.04	-	-	0.03	0.04
		-	-	0.08	0.84	-	-	0.08	0.84

(iii) Balances outstanding as at the year end

Particulars	Name of the related party	Enterprise where control exist		Key Managerial Personnel / Relatives of key managerial personnel		Enterprise over which Key Managerial Personnel / Relatives of Key Managerial Personnel exercise significant influence		Total	
		31 March 2023	31 March 2022	31 March 2023	31 March 2022	31 March 2023	31 March 2022	31 March 2023	31 March 2022
Payables	Mrs. Rinku Suchanti	-	-	1.94	1.79	-	-	1.94	1.79
Payables	Mr. Vineet Suchanti	-	-	2.61	2.04	-	-	2.61	2.04
Payables	Ms. Simran Kashela	-	-	0.54	-	-	-	0.54	-
Payables	Mr. Rakesh Choudhari	-	-	1.71	-	-	-	1.71	-
Payables	Mr. Devin Joshi	-	-	0.85	-	-	-	0.85	-
Payables	Ms. Renita Crasto	-	-	-	0.30	-	-	-	0.30
		-	-	7.65	4.13	-	-	7.65	4.13

KEYNOTE FINANCIAL SERVICES LIMITED

Notes forming part of the Consolidated Ind AS Financial Statements

52 TAX EXPENSE

The Group pays taxes according to the rates applicable in India. Most taxes are recorded in the income statement and relate to taxes payable for the reporting period (current tax), but there is also a charge or credit relating to tax payable for future periods due to income or expenses being recognised in a different period for tax and accounting purposes (deferred tax).

The Group provides for current tax according to the tax laws of India using tax rates that have been enacted or substantively enacted by the balance sheet date. Management periodically evaluates positions taken in tax returns in respect of situations in which applicable tax regulation is subject to interpretation. It establishes provisions, where appropriate, on the basis of amounts expected to be paid to the tax authorities.

Deferred tax is provided on temporary differences at the reporting date between the tax bases of assets and liabilities and their carrying amounts for financial reporting purposes. Deferred tax is recognised in respect of all temporary differences that have originated but not reversed at the balance sheet date, where transactions or events that result in an obligation to pay more tax in the future or a right to pay less tax in the future have occurred at the balance sheet date.

A deferred tax asset is recognised when it is considered recoverable and therefore recognised only when, on the basis of all available evidence, it can be regarded as probable that there will be suitable taxable profits against which to recover carried forward tax losses and from which the future reversal of underlying temporary differences can be deducted. Deferred tax is measured at the average tax rates that are expected to apply in the periods in which the temporary differences are expected to reverse, based on tax rates and laws that have been enacted or substantively enacted by the Balance sheet date.

Disclosure pursuant to Ind AS 12 "Income Taxes" are as follows:

(a) Tax expense / (credit) recognised in the Statement of Profit and Loss

Particulars	For the year ended	
	31 March 2023	31 March 2022
Current tax		
Current Tax on taxable income for the year	126.90	203.92
Taxation for earlier years	(0.59)	(0.28)
Total current tax expense - (A)	126.31	203.64
Deferred tax		
Minimum alternate tax credit entitlement	6.80	(67.62)
Deferred tax charge / (credit)	32.78	122.60
Total deferred income tax expense / (credit) - (B)	39.58	54.97
Total income tax expense / (credit) (A+B)	165.89	258.62

(b) Reconciliation of the income tax expenses to the amount computed by applying the statutory income tax rate to the profit before income taxes is summarised below:

Particulars	For the year ended	
	31 March 2023	31 March 2022
Profit / (Loss) before tax	(5.20)	1,866.93
Enacted income tax rate in India applicable to the Company	27.82%	27.82%
Current tax expenses on Profit / (loss) before tax expenses at the enacted income tax rate in India	(1.45)	519.38
Tax effect of the amounts which are not deductible/(taxable) in calculating taxable income		
Fair valuation of financial instruments (net)	127	1,037
Exempt income and Income taxed at higher/lower rate	(13.60)	-
Taxation for earlier years	(0.59)	(0.28)
Other allowances and disallowances (net)	14.85	(833.37)
Current tax provision (A)	126.31	203.64

Particulars

Particulars	For the year ended	
	31 March 2023	31 March 2022
Deferred tax liability on account of depreciation & amortisation of property, plant and equipment and intangible assets as per books and Income Tax Act, 1961	252.85	219.83
Deferred tax liability / (asset) on account of financial instruments and other temporary differences (net)	(226.86)	(97.23)
Minimum alternate tax credit entitlement	6.80	(67.62)
Total deferred income tax expense / (credit) (B)	32.78	54.97
Total income tax expense / (credit) (A+B)	159.10	258.62

(c) Deferred tax

(i) The components of deferred tax liabilities / assets (net) are as follows:

Particulars	As at	
	31 March 2023	31 March 2022
Deferred tax liabilities		
Depreciation and amortisation on Property, plant and equipment and intangible assets as per books and Income Tax Act, 1961	252.85	219.83
Unrealised net gain on fair value changes	99.15	177.24
Other temporary differences	0.12	0.72
Gross deferred tax liabilities (A)	352.12	397.79
Deferred tax assets		
Disallowance u/s 43B of the Income Tax Act, 1961	21.25	31.64
Allowance on impairment	1.77	5.17
Unrealised net loss on fair value changes	-	-
Other temporary differences	0.84	1.10
Gross deferred tax assets (B)	23.85	37.92
MAT credit entitlements (net) (C)	-	-
Deferred tax liabilities (net) (A-B-C)	328.27	359.87

(ii) The movement in deferred tax assets and liabilities during the year are as follows:

(a) Net deferred tax charge / (credit) recorded in statement of profit and loss recorded in the Statement of Profit and loss

Particulars	For the year ended	
	31 March 2023	31 March 2022
Depreciation and amortisation on Property, plant and equipment as per books and Income Tax Act, 1961	33.02	13.65
Unrealised net gain / (loss) on fair value changes	(78.09)	120.07
Disallowance u/s 43B of the Income Tax Act, 1961	5.98	(13.25)
Allowance on impairment losses	3.41	2.31
Other temporary differences	(0.34)	0.78
MAT credit entitlements/ (utilisation) (net)	6.80	(69.49)
Net deferred tax charge / (credit) recorded in statement of profit and loss	(29.21)	54.07

Notes forming part of the Consolidated Ind AS Financial Statements

(b) Net deferred tax charge / (credit) recorded in the Statement of Other Comprehensive Income (OCI)

Particulars	For the year ended	
	31 March 2023	31 March 2022
Disallowance u/s 43B of the Income Tax Act, 1961	4.41	0.64
Net deferred tax charge / (credit) recorded in statement of OCI	4.41	0.64

53 LEASES

Effective 1 April 2019, the Group adopted Ind AS 116, Leases and applied the standard to all lease contracts existing on 1 April 2019 using the "Full Retrospective Approach" on the date of initial application.

Consequently, the Group recorded the lease liability at the present value of the lease payments discounted at the incremental borrowing rate and the Right-of-Use (ROU) asset at its carrying amount as if the standard had been applied since the commencement date of the lease, but discounted at the Group's incremental borrowing rate at the date of initial application. Comparatives as at and for the year ended 31 March 2019 have been retrospectively adjusted and therefore will continue to be reported in the Consolidated Ind AS financial statements.

The effect of this adoption is insignificant on the profit /(loss) before tax, profit/(loss) for the year and earnings per share. Ind AS 116 has resulted in an increase in cash inflows from operating activities and an increase in cash outflows from financing activities on account of lease payments.

The Group has excluded the initial direct costs from the measurement of the ROU asset at the date of initial application, owing to practical expedients elected on initial application.

The weighted average incremental borrowing rate applied to lease liabilities was 12% p.a.

(i) The movements in the carrying value of ROU assets are as follows:

Particulars	Office Premises
Gross block	
Balance as at 1 April 2021	12.32
Additions	-
Terminations / adjustments / modifications	-
Balance as at 31 March 2022	12.32
Balance as at 1 April 2022	12.32
Additions	-
Terminations / adjustments / modifications	-
Balance as at 31 March 2023	12.32
Accumulated depreciation	
Balance as at 1 April 2021	4.24
Additions	1.97
Terminations / adjustments / modifications	-
Balance as at 31 March 2022	6.21
Balance as at 1 April 2022	6.21
Additions	2.22
Terminations / adjustments / modifications	-
Balance as at 31 March 2023	8.44
Net block as at 31 March 2022	6.10
Net block as at 31 March 2023	3.88

The aggregate amortisation expense on ROU assets is included under Note 38 - "Depreciation and amortisation expense" in the Consolidated Ind AS Statement of Profit and Loss

(ii) The following is the movement in lease liabilities are as follows:

Particulars	Amount (INR)
Balance as at 1 April 2021	1.77
Additions	6.66
Terminations/modifications	-
Finance expense	0.27
Payment of lease liabilities	(2.48)
Balance as at 31 March 2022	6.21
Balance as at 1 April 2022	6.21
Additions	-
Terminations/modifications	(3.11)
Finance expense	0.32
Payment of lease liabilities	(1.29)
Balance as at 31 March 2023	2.14

(iii) The details of the contractual maturities of lease liabilities as at 31 March 2023 on an undiscounted basis are as follows:

Tenure	As at	
	31 March 2023	31 March 2022
Less than one year	2.66	2.54
One to five years	2.76	5.42
More than 5 years	-	-
Total	5.42	7.96

The Group does not face a significant liquidity risk with regard to its lease liabilities as the current assets are sufficient to meet the obligations related to lease liabilities as and when they fall due.

(iv) Rental expenses for short-term leases and low value assets

The Group incurred NIL (P.Y: NIL) for the year ended 31 March 2023 towards expenses relating to short-term leases and leases of low-value assets.

(v) Rental income

Tenure	For the year ended	
	31 March 2023	31 March 2022
Rental income on assets given on operating leases to other parties	7.50	5.45

(vi) Future lease commitments

Leases not yet commenced to which Group is committed aggregates to NIL (P.Y: NIL).

(vii) Sub lease income / expense

The Group has earned or expensed any rentals under sub-lease contractual arrangements during the current year (P.Y: NIL).

KEYNOTE FINANCIAL SERVICES LIMITED

Notes forming part of the Consolidated Ind AS Financial Statements

54 FAIR VALUE MEASUREMENT

(i) Carrying amount and fair values of financial assets and financial liabilities, including quantitative disclosure fair value measurement hierarchy as at 31 March 2023

Particulars	Carrying amount as at 31 March 2023				Fair value as at 31 March 2023			
	FVTPL	FVOCI	Amortised cost	Total	Level 1	Level 2	Level 3	Total
Financial assets								
Cash and cash equivalents	-	-	313.14	313.14	-	-	-	-
Bank balances other than cash and cash equivalents	-	-	1,006.03	1,006.03	-	-	-	-
Receivables								
- Trade receivables	-	-	281.64	281.64	-	-	-	-
- Other receivables	-	-	13.84	13.84	-	-	-	-
Loans	2.70	-	714.27	716.98	-	-	2.70	2.70
Investments	5,157.18	-	799.43	5,956.61	5,157.18	-	-	5,157.18
Other financial assets	0.82	-	906.02	906.84	-	-	0.82	0.82
Total - Financial assets	5,160.70	-	4,034.36	9,195.07	5,157.18	-	3.52	5,160.70
Financial liabilities								
Payables								
Trade payables								
- total outstanding dues of micro enterprises and small enterprises	-	-	-	-	-	-	-	-
- total outstanding dues of creditors other than micro enterprises and small enterprises	-	-	208.11	208.11	-	-	-	-
Other payables								
- total outstanding dues of micro enterprises and small enterprises	-	-	-	-	-	-	-	-
- total outstanding dues of creditors other than micro enterprises and small enterprises	-	-	23.91	23.91	-	-	-	-
Borrowings (other than debt securities)	-	-	245.44	245.44	-	-	-	-
Deposits	1.76	-	-	1.76	-	-	1.76	1.76
Lease liabilities	-	-	2.14	2.14	-	-	-	-
Other financial liabilities	-	-	94.40	94.40	-	-	-	-
Total - Financial liabilities	1.76	-	573.99	575.76	-	-	1.76	1.76

(ii) Carrying amount and fair values of financial assets and financial liabilities, including quantitative disclosure fair value measurement hierarchy as at 31 March 2022

Particulars	Carrying amount as at 31 March 2022				Fair value as at 31 March 2022			
	FVTPL	FVOCI	Amortised cost	Total	Level 1	Level 2	Level 3	Total
Financial assets								
Cash and cash equivalents	-	-	1,118.19	1,118.19	-	-	-	-
Bank balances other than cash and cash equivalents	-	-	1,038.28	1,038.28	-	-	-	-
Receivables								
- Trade receivables	-	-	241.55	241.55	-	-	-	-
- Other receivables	-	-	197.25	197.25	-	-	-	-
Loans	3.33	-	2,219.73	2,223.07	-	-	3.33	3.33
Investments	6,026.50	-	212.37	6,238.87	6,026	-	-	6,026.50
Other financial assets	0.73	-	1,125.4	1,126.16	-	-	0.73	0.73
Total - Financial assets	6,031	-	6,152.80	12,183.37	6,026	-	4.07	6,030.57
Financial liabilities								
Payables								
Trade payables								
- total outstanding dues of micro enterprises and small enterprises	-	-	-	-	-	-	-	-
- total outstanding dues of creditors other than micro enterprises and small enterprises	-	-	315.12	315.12	-	-	-	-

Notes forming part of the Consolidated Ind AS Financial Statements

Particulars	Carrying amount as at 31 March 2022				Fair value as at 31 March 2022			
	FVTPL	FVOCI	Amortised cost	Total	Level 1	Level 2	Level 3	Total
Other payables								
- total outstanding dues of micro enterprises and small enterprises	-	-	-	-	-	-	-	-
- total outstanding dues of creditors other than micro enterprises and small enterprises	-	-	25.22	25.22	-	-	-	-
Borrowings (other than debt securities)	-	-	2,705.16	2,705.16	-	-	-	-
Deposits	-	-	-	-	-	-	-	-
Lease liabilities	-	-	6.21	6.21	-	-	-	-
Other financial liabilities	-	-	78.58	78.58	-	-	-	-
Total - Financial liabilities	-	-	3,130.29	3,130.29	-	-	-	-

Notes:

- The Group uses the following hierarchy for determining and disclosing the fair value of financial instruments by valuation technique:
 - Level 1 - Quoted prices (unadjusted) in active markets for identical assets or liabilities;
 - Level 2 - Inputs other than the quoted prices included within Level 1 that are observable for the asset or liability, either directly or indirectly; and
 - Level 3 - Inputs are based on unobservable market data.
- The fair values of the financial assets and liabilities are included at the amount at which the instrument could be exchanged in a current transaction between willing parties, other than in a forced or liquidation sale.
- There is no fair value gains / losses on financial instruments designated under FVOCI.
- There is no case of any fair value measurement of the investment categorised under level 3 hierarchy.
- The following methods and assumptions were used to estimate the fair values:
 - Fair value of cash and short-term loans and deposits, trade and other short term receivables, trade payables, other current liabilities, short-term borrowings approximate their carrying amounts largely due to short term maturities of these instruments.
 - Financial instruments with fixed and variable interest rates are evaluated by the Company based on parameters such as interest rates and individual credit worthiness of the counterparty. Based on this evaluation, allowances are taken to account for expected losses of these receivables. Accordingly, fair value of such instruments is not materially different from their carrying amounts.
 - The fair values for security deposits were calculated based on cash flows discounted using a current lending rate. They are classified as Level 3 fair values in the fair value hierarchy due to the inclusion of unobservable inputs including counter party credit risk.
 - Loans have fair values that approximate to their carrying amounts as it is based on the net present value of the anticipated future cash flows using rates currently available for debt on similar terms, credit risk and remaining maturities. Investments in subsidiaries have fair values that approximate to their carrying amounts.
 - Employee loans and security deposits are valued using Level 3 techniques. A change in one or more of the inputs to reasonably possible alternative assumptions would not change the value significantly.
 - The fair values of investment in quoted investment in equity shares is based on the current bid price of respective investment as at the Balance Sheet date.
 - The fair value of the remaining financial instruments is determined using discounted cash flow analysis.
 - All foreign currency denominated assets and liabilities are translated using exchange rate at reporting date.
- There have been no transfers between different levels of the fair value measurement hierarchy during the year ended 31 March 2023 and 31 March 2022.

55 CAPITAL MANAGEMENT

The Group adheres to a disciplined Capital Management framework in order to maintain a strong balance sheet. The objectives when managing capital are to:

- Safeguard their ability to continue as a going concern, so that they can continue to provide returns for shareholders and benefits for other stakeholders, and
- Maintain an optimal capital structure to reduce the cost of capital.

The Group manages its capital structure and makes adjustments in light of changes in economic conditions and the requirements of the financial covenants. To maintain or adjust the capital structure, the Group may adjust the dividend payment to shareholders, return capital to shareholders or issue new shares etc. The Group monitors capital using debt equity ratio. Further, the Group's strategy is to maintain gearing ratio as per industry norms. The gearing ratio has been disclosed below:

Particulars	As at	
	31 March 2023	31 March 2022
Total gross debt	245.44	2,705.16
cash and cash equivalents	(313.14)	(1,118.19)
Total net debt (A)	(67.70)	1,586.97
Total equity (B)	9,811.74	10,114.92
Net Capital gearing ratio (A/B)	(0.01)	0.16

Net debt includes borrowings net of cash and cash equivalents and total equity comprises of equity share capital, security premium and other equity attributable to equity shareholders.

56 FINANCIAL RISK MANAGEMENT

The Group's business activities are exposed to a variety of financial risks, namely credit risk, liquidity risk and market risk. Further, it is also subject to various operating and business risks. While the risk is inherent in the Group's activities, it is managed through an integrated risk management framework, including ongoing identification, measurement and monitoring, subject to risk limits and other controls. This process of risk management is critical to the Company's continuing profitability and each individual within the Company is accountable for the risk exposures relating to his or her responsibilities. Additionally, the Group's senior management has the overall responsibility for establishing and governing the Group's risk management framework. The Group's risk management policies are established to identify and analyse the risks faced by the Company, to set and monitor appropriate risk limits and controls, periodically review the changes in market conditions and reflect the changes in the policy accordingly. The key risks and mitigating actions are also placed before the Audit Committee.

(A) Credit risk

Credit risk arises from the possibility that the counter party may not be able to settle their obligations as agreed. To manage this, the Company periodically

Notes forming part of the Consolidated Ind AS Financial Statements

assesses financial reliability of customers and other counter parties, taking into account the financial condition, current economic trends, and analysis of historical bad debts and ageing of financial assets. Individual risk limits are set and periodically reviewed on the basis of such information. The Company considers the probability of default upon initial recognition of asset and whether there has been a significant increase in credit risk on an ongoing basis through each reporting period. To assess whether there is a significant increase in credit risk the Company compares the risk of default occurring on asset as at the reporting date with the risk of default as at the date of initial recognition. It considers reasonable and supportive forwarding-looking information such as:

- (i) Actual or expected significant adverse changes in business,
- (ii) Actual or expected significant changes in the operating results of the counterparty,
- (iii) Financial or economic conditions that are expected to cause a significant change to the counterparty's ability to meet its obligations,
- (iv) Significant increase in credit risk on other financial instruments of the same counterparty
- (v) Significant changes in the value of the collateral supporting the obligation or in the quality of the third-party guarantees or credit enhancements

Credit information is regularly shared between businesses and finance function, with a framework in place to quickly identify, respond and recognise cases of credit deterioration.

Credit risk with respect to the company arises primarily from financial assets such as trade receivables, investments, balances with banks, loans & other receivables and other financial assets.

Trade receivables, loans and inter corporate deposits

The Group measures the expected credit loss (ECL) of trade receivables and loans and advances / inter corporate deposits given, based on historical trend, industry practices and the business environment in which the entity operates. Loss rates are based on actual credit loss experience and past trends. The Company's senior management has established accounts receivable policy under which customer accounts are regularly monitored. Based on the historical data, loss on collection of receivable provision is considered. Also, refer 'significant accounting policies' for accounting policy on Financial Instruments.

In addition to the above, the Company applies the Ind AS 109 simplified approach to measuring expected credit losses (ECLs) for trade receivables at an amount equal to lifetime ECLs. Further, the movement in the ECL has been disclosed under Note 42 of the consolidated Ind AS financial statements.

Other financial assets

These include financial assets are cash and bank balances, investments, term deposits and security deposits. Credit risk from balance with banks (including term deposits), investments is managed in accordance with the Company's approved investment policies. Investment of surplus funds are made only with approved counterparties and within the credit limits assigned to each counterparty. Counterparty credit limits are reviewed by the Company's Board of Directors on a regular basis and the said limits gets revised as and when appropriate. The limits are set to minimise the concentration of risks and therefore mitigate financial loss through the counterparty's potential failure to make payments.

The Company's maximum exposure to credit risk for the components of the Balance Sheet (including exceptions, if any) as at 31 March 2023 and 31 March 2022 is the carrying value as illustrated the respective notes of the consolidated Ind AS financial statements.

(B) Liquidity risk

Liquidity risk is defined as the risk that the company will encounter difficulty in meeting obligations associated with financial liabilities that are settled by delivering cash or another financial asset. Liquidity risk arises because of the possibility that the company might be unable to meet its payment obligations when they fall due as a result of mismatches in the timing of the cash flows

under both normal and stress circumstances. Such scenarios could occur when funding needed for illiquid asset positions is not available to the company on acceptable terms. To limit this risk, management has arranged for diversified funding sources such as investing its surplus funds in short term liquid assets in bank deposits and liquid mutual funds. The company has developed internal control processes and contingency plans for managing liquidity risk. This incorporates an assessment of expected cash flows and the availability of unencumbered receivables which could be used to secure funding by way of assignment if required. The company also has lines of credit that it can access to meet liquidity needs.

Refer Note 57 for analysis of maturities of financial assets and financial liabilities

(C) Market risk

(i) Foreign currency risk

Foreign Currency Risk is the risk that the fair value or future cash flows of an exposure will fluctuate because of changes in foreign currency rates. Exposures can arise on account of the various assets and liabilities which are denominated in currencies other than Indian Rupee.

In respect of the foreign currency transactions, the Company does not hedge the exposures since the management believes that the same is insignificant in nature and will not have a material impact on the Company.

The Company's exposure to foreign currency risk at the end of reporting period is shown under Note 48 of the consolidated Ind AS financial statements.

A 5% strengthening of the Indian Rupee against key currencies to which the Company is exposed would have led to approximately an additional gain of INR 7.41 lacs in the Statement of Profit and Loss (31 March 2022 : gain of INR 6.14 lacs). A 5% weakening of the Indian Rupee against these currencies would have led to an equal but opposite effect.

(ii) Interest rate risk

Interest rate risk is the risk that the fair value of future cash flows of the financial instruments will fluctuate because of changes in market interest rates. In order to optimise the Group's position with regards to interest income and interest expenses and to manage the interest rate risk, the company's senior management have devised a policy of a comprehensive corporate interest rate risk management by balancing the proportion of fixed rate and floating rate financial instruments in its total portfolio. The Company is exposed to Interest risk if the fair value or future cash flows of its financial instruments will fluctuate as a result of changes in market interest rates. Fair value interest rate risk is the risk of changes in fair values of fixed interest bearing investments because of fluctuations in the interest rates.

Interest rate change does not affect significantly interest bearing investments and loans given and therefore the Group's exposure to the risk of changes in market interest rates relates primarily to the Group's deposits with banks. The Company has laid policies and guidelines to minimise impact of interest rate risk.

A 0.50% decrease in interest rates would have led to approximately an additional loss of INR 0.86 lacs in the Statement of Profit and Loss (31 March 2022: loss of INR 1.94 lacs). A 0.50% increase in interest rates would have led to an equal but opposite effect.

(iii) Price risks

The Group is exposed to market price risk, which arises from FVTPL and FVOCI investments. The management monitors the proportion of these investments in its investment portfolio based on market indices. Material investments within the portfolio are managed on an individual basis and all buy and sell decisions are approved by the appropriate authority.

A 1% increase in prices would have led to approximately an additional gain of INR 59.40 lacs in the Statement of Profit and Loss (31 March 2022: gain of INR 62.39 lacs). A 1% decrease in prices would have led to an equal but opposite effect.

Notes forming part of the Consolidated Ind AS Financial Statements

57 MATURITY ANALYSIS OF ASSETS AND LIABILITIES

The table below shows an analysis of assets and liabilities analysed according to when they are expected to be recovered or settled.

Particulars	As at					
	31 March 2023			31 March 2022		
	within 12 months	after 12 months	Total	within 12 months	after 12 months	Total
ASSETS						
A. Financial assets						
Cash and cash equivalents	313.14	-	313.14	1,118.19	-	1,118.19
Bank balances other than cash and cash equivalents	1,006.03	-	1,006.03	1,038.28	-	1,038.28
Receivables						
- Trade receivables	281.64	-	281.64	241.55	-	241.55
- Other receivables	13.84	-	13.84	197.25	-	197.25
Loans	715.26	1.72	716.98	2,222.57	0.50	2,223.07
Investments	5,656.46	300.14	5,956.61	6,238.87	-	6,238.87
Other financial assets	-	906.84	906.84	-	1,126.16	1,126.16
Sub-total - financial assets (A)	7,987.36	1,208.70	9,195.08	11,056.70	1,126.66	12,183.36
B. Non-financial assets						
Inventories	-	20.33	20.33	-	15.34	15.34
Current tax assets (net)	-	27.43	27.43	-	-	-
Investment property	-	3.38	3.38	-	3.49	3.49
Property, plant & equipment	-	1,645.28	1,645.28	-	1,600.63	1,600.63
Capital in work in progress	-	45.32	45.32	-	21.27	21.27
Right of use assets	-	3.88	3.88	(0.28)	6.38	6.10
Goodwill on consolidation	-	10.42	10.42	-	10.42	10.42
Other non-financial assets	-	28.71	28.71	101.80	-	101.80
Sub-total - non-financial assets (B)	-	1,785.75	1,784.75	101.52	1,657.52	1,759.05
Total - Assets (A+B)	7,986.36	2,994.45	10,979.83	11,158.22	2,784.19	13,942.41

Particulars	As at					
	31 March 2023			31 March 2022		
	within 12 months	after 12 months	Total	within 12 months	after 12 months	Total
LIABILITIES						
A. Financial liabilities						
Payables						
Trade payables						
Payables						
- total outstanding dues of micro enterprises and small enterprises	-	-	-	-	-	-
- total outstanding dues of creditors other than micro enterprises and small enterprises	208.11	-	208.11	315.12	-	315.12
Other payables						
- total outstanding dues of micro enterprises and small enterprises	-	-	-	-	-	-
- total outstanding dues of creditors other than micro enterprises and small enterprises	23.91	-	23.91	25.22	-	25.22
Borrowings (other than debt securities)	245.44	-	245.44	2,705.16	-	2,705.16
Deposits	0.00	1.76	1.76	-	-	-
Lease liabilities	1.33	0.81	2.14	0.79	5.42	6.21
Other financial liabilities	85.91	8.49	94.40	69.34	9.24	78.58
Sub-total - financial liabilities (A)	564.69	11.06	575.76	3,115.64	14.66	3,130.30
B. Non-Financial liabilities						
Current tax assets (net)	-	-	-	-	58.55	58.55
Provisions	26.11	81.72	107.83	23.91	94.69	118.60
Deferred tax liabilities (net)	-	328.27	328.27	-	359.87	359.87
Other non-financial liabilities	156.23	-	156.23	160.19	-	160.19
Sub-total - non-financial liabilities (B)	182.35	409.98	592.33	184.10	513.11	697.21
Total - Liabilities (A+B)	747.04	421.04	1,168.09	3,299.74	527.77	3,826.50

KEYNOTE FINANCIAL SERVICES LIMITED

Notes forming part of the Consolidated Ind AS Financial Statements

58 DIVIDEND ON EQUITY SHARES

(I) Dividend on equity shares declared and paid during the year

Particulars	For the year ended	
	31 March 2023	31 March 2022
Final dividend of INR 1 per share for FY 2021-22 (FY 2020-21 : INR 1 per share)#	70.18	70.18

The proposed dividend on equity shares for FY 2021-22 was distributed based upon the approval of the shareholders of the Company at the Annual General Meeting held on 28 September 2022.

(II) Proposed dividend on equity shares not recognised as liability

Particulars	For the year ended	
	31 March 2023	31 March 2022
Final dividend of INR 1 per share for FY 2022-23 (FY 2021-22: INR 1 per share) #	70.18	70.18

The proposed dividend on equity shares for FY 2022-23 is subject to the approval of the shareholders of the Company at the Annual General Meeting and not recognised as liability as at the Balance Sheet date.

Includes dividend of INR 14,51,702 paid to keynote trust

59 SEGMENT INFORMATION

The Chief Operating Decision Maker monitors the operating results of the business segment separately for the purpose of making decision about resource allocation and performance assessment. Segment performance evaluated based on profit or loss and is measured consistently with profit or loss in the financial statements. The operating segments have been identified considering the nature of services, the differing risks and returns, the organization structure and the internal financial reporting system.

The business segment has been considered as the primary segment for disclosure. The Group's primary business comprises of Merchant Banking & related activities, Broking & related activities, Trading in securities and Financing Activities.

Broking and other related activities include broking services to clients, advisory services, depository services etc. Investment banking represents results of raising financial capital by underwriting or acting as the client's agent in the issuance of securities. The accounting policies adopted for segment reporting are in line with the accounting policy of the Group with following additional policies for segment reporting. (a) Revenue and Expenses have been identified to a segment on the basis of relationship to operating activities of the segment. Revenue and Expenses which relate to enterprise as a whole and are not allocable to a segment on reasonable basis have been disclosed as "Unallocable". (b) Segment Assets and Segment Liabilities represent Assets and Liabilities in respective segments. Investments, tax related assets and other assets and liabilities that cannot be allocated to a segment on reasonable basis have been disclosed as "Unallocable".

59 SEGMENT INFORMATION (Continued)

(A) Primary segment information

Particulars	Income from Advisory Services		Broking & related activities		Trading in Securities		Investment Activities		Unallocated		Elimination		Total	
	For the year ended													
	31 March 2023	31 March 2022	31 March 2023	31 March 2022	31 March 2023	31 March 2022	31 March 2023	31 March 2022	31 March 2023	31 March 2022	31 March 2023	31 March 2022	31 March 2023	31 March 2022
External Revenue	1,066.98	1,036.71	294.83	298.13	-	1,342.31	82.54	219.69	150.82	277.51	36.12	15	1,559.05	3,159.83
Inter Segment Revenue	-	-	-	-	-	-	-	-	-	-	-	-	-	-
Revenue from operations	1,066.98	1,036.71	294.83	298.13	-	1,342.31	82.54	219.69	150.82	277.51	36.12	14.52	1,559.05	3,159.83
Segment result	331.11	404.84	175.27	198.63	(468.35)	1,191.18	69.33	(6.61)	(156.70)	(177.89)	14.52	14.52	(63.85)	1,595.63
Un-allocated expenses														-
Operating loss														(63.85)
Less: finance costs														(30.20)
Add: Interest income														88.85
Profit / (loss) before tax and exceptional items														(5.20)
Exceptional items														-
Profit / (loss) before tax														(5.20)
Less: Current tax														(133.11)
Add / (Less): Deferred tax														(32.78)
Profit / (Loss) after tax (before adjustment for Non-Controlling Interest)														(171.09)
Add: Share of Profit/ (Loss) transferred to Non-Controlling Interest														-
Profit / (Loss) after tax (after adjustment for Non-Controlling Interest)														(171.09)

Notes forming part of the Consolidated Ind AS Financial Statements

Other Information

Particulars	Income from Advisory Services		Broking & related activities		Trading in Securities		Investment Activities		Unallocated		Total	
	As at											
	31 March 2023	31 March 2022	31 March 2023	31 March 2022	31 March 2023	31 March 2022	31 March 2023	31 March 2022	31 March 2023	31 March 2022	31 March 2023	31 March 2022
Segment Assets	997.89	1,093.53	3,220.86	4,101.21	20.33	15.34	716.09	2,307.35	6,024.64	6,425.30	10,979.81	13,942.73
Segment Liabilities	216.20	204.01	469.14	2,142.51	-	-	44.20	1,001.72	438.53	479.57	1,168.07	3,827.81

Particulars	Income from Advisory Services		Broking & related activities		Trading in Securities		Investment Activities		Unallocated		Total	
	For the year ended											
	31 March 2023	31 March 2022	31 March 2023	31 March 2022	31 March 2023	31 March 2022	31 March 2023	31 March 2022	31 March 2023	31 March 2022	31 March 2023	31 March 2022
Capital expenditure	9.91	6.62	95.50	3.79	-	-	-	-	-	-	105.41	10.41
Depreciation and amortisation	27.38	30.87	35.65	38.48	-	-	-	-	-	-	63.03	69.35
Non-cash expenses other than depreciation	-	-	-	-	-	-	-	-	-	-	-	-

(B) Secondary segment information

Particulars	Year	In India	Outside India	Total
Revenue by geographical market	31 March 2023	1,100.84	458.21	1,559.05
	31 March 2022	2,577.44	582.40	3,159.83
Carrying amount of Segment assets	31 March 2023	10,831.68	148.13	10,979.81
	31 March 2022	13,942.73	-	13,942.73
Cost acquired for Tangible and Intangible assets	31 March 2023	63.03	-	63.03
	31 March 2022	69.35	-	69.35

60 LOSS OF CONTROL IN SUBSIDIARY

Keynote Commodities Limited, a step down subsidiary has changed its name to Maple Leaf Trading and Services Limited. It has issued fresh equity shares to the external investors on conversion of Optionally convertible Preference shares pursuant to which it cease to be a step down subsidiary w.e.f. 29 June 2022 resulting in loss of control. However, post such issue, the group still has significant influence on the company and has been consolidated in this Consolidated Financial Statements as an associate w.e.f. 30 June 2022.

61 PRINCIPLES AND ASSUMPTIONS ON CONSOLIDATION

The Consolidated Financial Statements have been prepared by applying the principles laid in the Indian Accounting Standard (Ind AS) - 110 "Consolidated Financial Statements" in Consolidated Financial Statements", issued by the Institute of Chartered Accountants of India for the purposes of these Consolidated Balance Sheet and Consolidated Statement of Profit and Loss, together referred to in as 'Consolidated Financial Statements.'

The list of subsidiaries, associates and trust in the consolidated financial statement are as under :-

Keynote Financial Services Limited ('the Company' or 'the Holding Company') shareholding in the following companies as on 31 March 2023, and 31 March 2022 are as under:

Name of the entity	Country of incorporation	Proportion of ownership / beneficial interest	
		As at	
		31 March 2023	31 March 2022
(a) Subsidiaries			
Keynote Capitals Limited	India	100%	100%
Keynote Fincorp Limited	India	100%	100%
b) Associates			
(Maple Leaf Trading and Services Limited (<i>formerly known as Keynote Commodities Limited</i>) (w.e.f.29 June 2022)	India	42.46%	100%
(c) Trust			
Keynote Trust	India	100%	100%

61 Additional information, as required under schedule III to the Companies Act, 2013, of enterprises consolidated as subsidiaries as at 31 March 2023

Name of the entity	Net Assets (i.e. Total Assets -Total Liabilities)		Share in profit & loss		Share in other comprehensive income		Share in total comprehensive income	
	As % of Consolidated Net Assets	Amount (INR)	As % of Consolidated Profit / (Loss)	Amount (INR)	As % of Consolidated Comprehensive Income	Amount (INR)	As % of Consolidated Total Comprehensive Income	Amount (INR)
	Parent Company							
Keynote Financial Services Limited	62.90%	6,171.48	-29.77%	50.94	71.64%	9.02	-39.86%	59.96
Subsidiaries								
Keynote Capitals Limited	44.76%	4,392.01	-52.30%	89.47	28.36%	3.57	-61.86%	93.05
Keynote Fincorp Limited	12.60%	1,236.76	158.90%	(271.87)	0.00%	-	180.75%	(271.87)
Trust								
Keynote Trust	1.29%	126.13	0.14%	(0)	0.00%	-	0.00%	-
Total	121.57%	11,926.39	76.98%	(133)	100.00%	12.60	79.04%	(118.86)
Eliminations	-21.57%	(2,114.64)	23.02%	(38)	0.00%	-	20.96%	(31.55)
Net total	100.00%	9,811.74	100.00%	(171.09)	100.00%	12.60	100.00%	(150.41)

KEYNOTE FINANCIAL SERVICES LIMITED

Notes forming part of the Consolidated Ind AS Financial Statements

62 Events after reporting date

The Board of Directors have recommended dividend of INR 1 per fully paid up equity share of INR 10 each (31 March 2022 : INR 1 each) for the financial year 2022-23.

63 Details of Scheme of amalgamation approved by the Hon'ble High Court

As per the scheme of amalgamation approved by the Allahabad, Bombay, and Gauhati High court vide order dated 21 December 2006, 09 March, 2007 and 19 March, 2007 respectively, 14,51,702 equity shares of INR 10 each fully paid up is held by Keynote trust as a beneficiary of the Holding Company. Due to such cross holding the dividend of INR 14,51,702 (P.Y : INR 14,51,702) has been paid and received back from the trust. With respect to the dividend of INR 1 per share (P.Y: INR 1 per share) for 31 March, 2022, the Holding Company has adjusted its liability of dividend towards shares held by the Trust.

64 Changes in liabilities arising from financing activities

The Group does not have any financing activities which affect the capital and asset structure of the group without the use of cash and cash equivalents

65 Transferred financial assets that are derecognised in their entirety but where the Group has continuing involvement

The Group has not transferred any assets that are derecognised in their entirety where the Group continues to have continuing involvement and the same has been relied upon by the Auditor.

66 Disclosures of proceedings as Wilful Defaulter

Company has not done any wilful default, hence the same is not applicable.

67 Title deeds of immovable properties not held in name of the Company

The title deeds of all the immovable properties (other than properties where the Company is the lessee and the lease agreements are duly executed in favor of the lessee), as disclosed in notes to the financial statements, are held in the name of the Company.

68 Valuation of PP&E and Intangible Assets

The Company has not revalued its property, plant and equipment or intangible assets or both during the current or previous year.

69 Loans or Advances in the nature of Loans granted to Promoters, Directors, Key Managerial Personnel and Related Parties

The Company has not provided or given Loans or Advances in the nature of Loans granted to Promoters, Directors, Key Managerial Personnel and Related Parties either severally or jointly with any other person.

Capital-Work in progress - Not applicable

70 Borrowing secured against current assets:

The Company has no borrowings which are secured against current assets.

71 Relationship with struck off companies:

The Company has no transactions with the companies struck off under the Act or Companies Act, 1956.

72 Registration of charges or satisfaction with Registrar of Companies:

There are no charges or satisfaction which are yet to be registered with the Registrar of Companies beyond the statutory period.

73 Compliance with number of layers of companies:

The Company has complied with the number of layers prescribed under the Act.

74 Disclosure of financial ratios

Ratios	Formula	31-Mar-23	31-Mar-22	Variance	Reasons
Trade Receivable Turnover	Turnover/ Average Debtor	5.38	11.81	-54%	There has been some delay in payments received from customers, consequently impacting the ratio
Inventory Turnover	Cost of Goods Sold/average inventory	N.A	N.A		
Current Ratio	Current Asset/ Current Liabilities	16.05	3.83	320%	The group has repaid its borrowings during the year, consequently improving the ratio
Debt Equity Ratio	Total Debt/ Shareholder's Equity	0.03	0.27	-91%	The group has repaid its borrowings during the year, consequently improving the ratio
Net Profit Ratio	Net Profit/Total Revenue	(0.10)	0.51	-120%	There has been considerable fair value loss on investments due to market fluctuations during FY 2022-23, resulting in adverse variation in the ratio
Debt Service Coverage Ratio	Net Operating Income/Total Debt Service	0.80	16.78	-95%	
Return on Equity	Net Income/ Shareholder's Equity	(0.00)	0.18	-100%	There has been considerable fair value loss on investments due to market fluctuations during FY 2022-23, resulting in adverse variation in the ratio
Trade Payable Turnover	Net Credit Purchases/ Average Accounts Payable	1.00	1.00	0%	
Capital Turnover Ratio	Total Sales/ Shareholder's Equity	0.14	0.31	-54%	There has been considerable fair value loss on investments due to market fluctuations during FY 2022-23, resulting in adverse variation in the ratio
Return on Capital Employed	EBIT/(Total Asset-Total liabilities)	(1,168.10)	(3,827.37)	-69%	There has been considerable fair value loss on investments due to market fluctuations during FY 2022-23, resulting in adverse variation in the ratio
Return on investment	Net Income/ Cost of Investment	(0.03)	0.26	-111%	There has been considerable fair value loss on investments due to market fluctuations during FY 2022-23, resulting in adverse variation in the ratio

75 Approval of consolidated Ind AS financial statements

The consolidated Ind AS financial statements financial statements were approved for issue by the Board of Directors on 26 May 2023.

76 Prior year comparatives

The figures of the previous year have been regrouped / reclassified wherever necessary to conform to the classification / presentation of current year figures.

As per our report of even date attached

For S M S R & Co LLP

Chartered Accountants

Firm Registration No: 110592W/W100094

For and on behalf of the Board of Directors of

Keynote Financial Services Limited

CIN No: L67120MH1993PLC072407

Statement pursuant to first proviso to sub-section (3) of section 129 of the Companies Act, 2013 read with rule 5 of Companies (Accounts) Rules, 2014 in the prescribed Form AOC-1 relating to subsidiary Companies

Details of Subsidiary Companies

Particulars	Name of Subsidiaries	
	Keynote Capitals Limited	Keynote Fincorp Limited
Share Capital	1,126.67	350.00
Reserves & Surplus	3,265.34	887
Total Assets	5,202.86	1,852
Total Liabilities	5,202.86	1,852
Investment (Except investment in subsidiaries)	1,586.41	1,211.56
Turnover	756.04	77.74
Profit/(Loss) before Taxation	215.45	(246.29)
Add Excess Provision	-	
Less Short Provision	-	0.59
Provision for Taxation	(94.41)	(5.00)
Deferred Tax (Asset) / Liability	(26.63)	(21.17)
Profit/(Loss) after Taxation	94.42	(271.87)

For and on behalf of the Board of Directors of

Keynote Financial Services Limited

CIN No: L67120MH1993PLC072407

BY COURIER

If undelivered, please return to:

KEYNOTE FINANCIAL SERVICES LIMITED

The Ruby, 9th floor, Senapati Bapat Marg, Dadar (West), Mumbai – 400 028